



# ALL RESULTS

# DAY 1

**27 MAY 2025**

**26<sup>TH</sup> ASIAN ATHLETICS CHAMPIONSHIPS**

**GUMI, KOREA**

## RESULT

No. 101

### Men's 20km Race Walk

Final

27 May 2025 / 08:00

Rank	Bib	Name	Nat.	Birth	Order	Record	
1	148	Wang Zhaozhao	CHN	1 Sep 1999	19	1:20:37	CR
2	303	Kento Yoshikawa	JPN	9 Aug 2001	18	1:20:46	CR
3	233	Servin Sebasthiyan	IND	26 Nov 1999	15	1:21:14	CR
4	311	Ryo Hamanishi	JPN	24 Apr 2000	17	1:21:58	CR
5	211	Amit Amit	IND	25 Dec 2003	13	1:22:15	CR
6	154	Zhang Jinrui	CHN	24 Aug 2001	16	1:22:54	CR
7	365	Hyunmyeong Joo	KOR	31 May 1997	12	1:23:57	CR
8	342	Georgiy Sheiko	KAZ	24 Aug 1989	11	1:25:18	
9	357	Dongmin Im	KOR	22 Jul 2000	9	1:27:54	
10	180	Yung Kuei Chan	TPE	14 Dec 2002	7	1:29:43	
11	249	Hendro Hendro	INA	25 Jan 1990	6	1:29:50	
12	196	Man Kit Chin	HKG	20 Jul 1991	5	1:30:55	
13	166	Chia Wei Hsu	TPE	12 Sep 2000	8	1:34:16	
14	525	Carlos De Imus	PHI	1 Nov 2000	4	1:35:28	
15	493	Naing Lin Tun	MYA	28 Mar 2007	2	1:36:36	



Recorder : \_\_\_\_\_

Chief Judge : \_\_\_\_\_

Referee : \_\_\_\_\_

### Record History

Page 1 / 2

Record	Result	Name	Nat.	Location	Date
WR	01:16:10	Toshikazu YAMANISHI	JPN	Rokko Island Konan Univ. West side, Kobe (JPN)	16 Feb 2025
WL	01:16:10	Toshikazu YAMANISHI	JPN	Rokko Island Konan Univ. West side, Kobe (JPN)	16 Feb 2025
AR	01:16:10	Toshikazu YAMANISHI	JPN	Rokko Island Konan Univ. West side, Kobe (JPN)	16 Feb 2025
AL	01:16:10	Toshikazu YAMANISHI	JPN	Rokko Island Konan Univ. West side, Kobe (JPN)	16 Feb 2025
CR	01:24:41	MURAYAMA Yutaro	JPN	Bangkok (THA)	16 Jul 2023



## RESULT

No. 101

### Men's 20km Race Walk

Final

27 May 2025 / 08:00

Rank	Bib	Name	Nat.	Birth	Order	Record
16	459	Jing Hong Khor	 MAS	8 Feb 2005	3	1:37:05
17	494	Pyae Phyo Tun	 MYA	3 Aug 1999	1	1:37:27
	684	Rasulbek Dilmurodov	 UZB	22 Sep 2000	10	DQ
	353	Byeongkwang Choe	 KOR	7 Apr 1991	14	DQ

*Handwritten signature/initials*

Recorder : \_\_\_\_\_

Chief Judge : \_\_\_\_\_

Referee : \_\_\_\_\_

### Record History

Page 2 / 2

Record	Result	Name	Nat.	Location	Date
WR	01:16:10	Toshikazu YAMANISHI	JPN	Rokko Island Konan Univ. West side, Kobe (JPN)	16 Feb 2025
WL	01:16:10	Toshikazu YAMANISHI	JPN	Rokko Island Konan Univ. West side, Kobe (JPN)	16 Feb 2025
AR	01:16:10	Toshikazu YAMANISHI	JPN	Rokko Island Konan Univ. West side, Kobe (JPN)	16 Feb 2025
AL	01:16:10	Toshikazu YAMANISHI	JPN	Rokko Island Konan Univ. West side, Kobe (JPN)	16 Feb 2025
CR	01:24:41	MURAYAMA Yutaro	JPN	Bangkok (THA)	16 Jul 2023


# 트랙경기기록표 (Track Events Record Card)

☐ Women    ☐ Elementary School    ☐ High School    ☒ Senior    ☒ Final    ☐ S-Final    ☐ Heat    Combined Events  
☒ Men    ☐ Middle School    ☐ University    ☐ Youth    ☐ Event : 20km W    ☐ 5종    ☐ 7종    ☐ 10종

Date : 2025. 5. 29. ( 화 )    Time / : ~ :    Competition Area : 2012 양주운동장 591

Position(순위)		1	2	3	4	5	6	7	8
Hand Timing Records (수동계시기록)	A	19(148)	18(303)	15(233)	17(311)	13(211)	16(154)	12(365)	11(342)
	B	1:20.37	1:20.46	1:21.14	1:21.58	1:22.15	1:22.54	1:23.57	1:25.18
	C	9(357)	7(180)	6(249)	5(196)	8(166)	4(525)	2(493)	3(459)
		1:29.54	1:29.43	1:29.50	1:30.55	1:34.16	1:35.28	1:36.36	1:37.05
Time		1(494)							
		1:37.27							
Fully Automatic Electrical Timing (완전자동계시기록)			14(353)	12					
Official Time (공식기록)			10(684)	12					

Recorder :  Chief Judge : 

Referee : 

## OFFICIAL RESULT

No. 102

### Women's 20km Race Walk

Final

27 May 2025 / 10:00

Rank	Bib	Name	Nat.	Birth	Order	Result	
1	1042	Yin Hang	CHN	7 Feb 1997	10	1:30:44	CR
2	1031	Ma Li	CHN	15 Jan 2000	11	1:32:08	CR
3	1207	Yasmina Toxanbayeva	KAZ	16 Nov 2004	6	1:32:22	CR
4	1153	Ayane Yanai	JPN	24 Dec 2003	9	1:33:15	
5	1180	Yukiko Umeno	JPN	8 Jan 2003	8	1:36:31	
6	1241	Seha Lee	KOR	8 Nov 1996	5	1:37:03	SB
7	1229	Jeongeun Lee	KOR	13 Sep 1994	7	1:40:09	
8	1124	Violine Intan Puspita	INA	22 Sep 2000	3	1:47:24	PB
9	1310	Zin May Htet	MYA	9 May 2000	2	1:53:35	
10	1119	Halida Ulfah	INA	4 Oct 1999	1	1:55:52	
	1237	Minji Kim	KOR	31 Jan 1997	4	DQ	



### Record History

Page 1 / 1


Record	Result	Name	Nat.	Location	Date
WR	01:23:49	Jiayu YANG	CHN	Huangshan (CHN)	20 Mar 2021
WL	01:24:20	Elvira CHEPAREVA	RUS	Avtodrom, Sochi (RUS)	24 Feb 2025
AR	01:23:49	Jiayu YANG	CHN	Huangshan (CHN)	20 Mar 2021
AL	01:27:41	Yuxia SHI	CHN	Chinese Race Walking Grand Prix, Taicang (CHN)	1 May 2025
CR	01:32:38	YANG Liujing	CHN	Khalifa International Stadium Doha (QAT)	22 Apr 2019


# 트랙경기기록표 (Track Events Record Card)

- ☒ Women    ☐ Elementary School    ☐ High School    ☒ Senior    ☐ Final :    ☐ S-Final :    ☐ heat :    Combined Events  
☐ Men    ☐ Middle School    ☐ University    ☐ Youth    Event : 20km W    ☐ 5중    ☐ 7중    ☐ 10중

Date : 2025.5.29. ( 목 )    Time / 10:00 ~ 11:58    Competition Area : 7411 양로동 591

Position(순위)		1	2	3	4	5	6	7	8
Hand Timing Records (수동계시기록)	A	10(1042)	11(1031)	6(1207)	9(1153)	8(1180)	5(1241)	7(1228)	3(1124)
		1:30.44	1:32.08	1:32.22	1:32.15	1:36.31	1:39.03	1:40.09	1:49.24
	B	2(1310)	1(1119)						
		1:53.35	1:55.52						
	C		4(1237)	DA					
Time									
Fully Automatic Electrical Timing (완전자동계시기록)									
Official Time (공식기록)									

Recorder :  Chief Judge :

Referee : 

## SUMMARY

### Decathlon

100m

27 May 2025 / 09:00

Rank	Bib	Name	Nat.	Birth	100m	longjump	shotput	highjump	400m	110mH	discusthrow	polevault	javelinthrow	1500m	Point
1	325	Yuma Maruyama	JPN	3 Jun 1998	10.92	-0.8									878
2	298	Keisuke Okuda	JPN	23 Oct 1996	11.05	-1.1									850
3	236	Tejaswin Shankar	IND	21 Dec 1998	11.2	-0.8									817
4	165	Chia Hsuan Cho	TPE	20 Jun 2002	11.27	-0.8									801
5	584	Muhsin Hasan A. Al dabboos	KSA	25 Jul 2000	11.29	-1.1									797
6	381	Junyoung Park	KOR	2 Apr 2002	11.33	-0.8									789
7	163	Chen Yu Wang	TPE	12 Dec 1999	11.34	-0.8									786
8	130	Fei Xiang	CHN	9 Sep 1998	11.49	-1.1									755
9	682	Nodir Norbaev	UZB	4 Feb 2005	11.5	-1.1									753
10	279	Haman Abdullah G hraiiri	IRQ	2 Oct 2000	11.53	-1.1									746

### Record History

Page 1 / 2

Record	Result	Name	Nat.	Location	Date
WR	9126	Kevin MAYER	FRA	Stade Pierre Paul Bernard, Talence (FRA)	16 Sep 2018
WL	8265	Till STEINFORTH	GER	Drake Stadium, Des Moines, IA (USA)	24 Apr 2025
AR	8725	Dmitriy KARPOV	KAZ	Olympic Stadium, Athina (GRE)	24 Aug 2004
AL	7603	Tejaswin SHANKAR	IND	Maharaja's College Grounds, Kochi (IND)	24 Apr 2025
CR	8037	KARPOV Dmitriy	KAZ	Pune (IND)	7 Jul 2013



## SUMMARY

### Decathlon

100m

27 May 2025 / 09:00

Rank	Bib	Name	Nat.	Birth	100m	longjump	shotput	highjump	400m	110mH	discusthrow	polevault	javelinthrow	1500m	Point
11	528	Hokett Delos Santos	PHI	28 Oct 2002	11.55										742
					-1.1										

## Record History

Page 2 / 2

Record	Result	Name	Nat.	Location	Date
WR	9126	Kevin MAYER	FRA	Stade Pierre Paul Bernard, Talence (FRA)	16 Sep 2018
WL	8265	Till STEINFORTH	GER	Drake Stadium, Des Moines, IA (USA)	24 Apr 2025
AR	8725	Dmitriy KARPOV	KAZ	Olympic Stadium, Athina (GRE)	24 Aug 2004
AL	7603	Tejaswin SHANKAR	IND	Maharaja's College Grounds, Kochi (IND)	24 Apr 2025
CR	8037	KARPOV Dmitriy	KAZ	Pune (IND)	7 Jul 2013

## RESULT

No. 203

### Decathlon

100m 1 / 2

27 May 2025 / 09:00

Wind : -0.8m/s

Rank	Bib	name	Nat.	Birth	Lane	Record	Reaction Time	Point
1	325	Yuma Maruyama	JPN	3 Jun 1998	5	10.92		878
2	236	Tejaswin Shankar	IND	21 Dec 1998	3	11.20		817
3	165	Chia Hsuan Cho	TPE	20 Jun 2002	4	11.27		801
4	381	Junyoung Park	KOR	2 Apr 2002	2	11.33		789
5	163	Chen Yu Wang	TPE	12 Dec 1999	6	11.34		786

*Handwritten signature/initials*

Recorder : \_\_\_\_\_

Chief Judge : \_\_\_\_\_

Referee : \_\_\_\_\_

### Record History

Page 1 / 1

Record	Result	Name	Nat.	Location	Date
WR	9.58	Usain BOLT	JAM	Olympiastadion, Berlin (GER)	16 Aug 2009
WL	9.90	Akani SIMBINE	RSA	National Stadium, Gaborone (BOT)	12 Apr 2025
AR	9.83	Bingtian SU	CHN	National Stadium, Tokyo (JPN)	1 Aug 2021
AL	10.03	Ali AL BALUSHI	OMA	Suhaim bin Hamad Stadium, Doha (QAT)	7 Apr 2025
CR	9.91	FEMI Seun Ogunode	QAT	Sports Center Stadium Wuhan(CHN)	4 Jun 2015

## RESULT

No. 203

### Decathlon

100m 2 / 2

27 May 2025 / 09:00

Wind : -0.8m/s

Rank	Bib	name	Nat.	Birth	Lane	Record	Reaction Time	Point
1	298	Keisuke Okuda	JPN	23 Oct 1996	5	11.05		850
2	584	Muhsin Hasan A. Aldabboos	KSA	25 Jul 2000	2	11.29		797
3	130	Fei Xiang	CHN	9 Sep 1998	4	11.49		755
4	682	Nodir Norbaev	UZB	4 Feb 2005	7	11.50		753
5	279	Haman Abdullah Ghairi	IRQ	2 Oct 2000	3	11.53		746
6	528	Hokett Delos Santos	PHI	28 Oct 2002	6	11.55		742

*Handwritten signature/initials*

Recorder : \_\_\_\_\_

Chief Judge : \_\_\_\_\_

Referee : \_\_\_\_\_

### Record History

Page 1 / 1

Record	Result	Name	Nat.	Location	Date
WR	9.58	Usain BOLT	JAM	Olympiastadion, Berlin (GER)	16 Aug 2009
WL	9.90	Akani SIMBINE	RSA	National Stadium, Gaborone (BOT)	12 Apr 2025
AR	9.83	Bingtian SU	CHN	National Stadium, Tokyo (JPN)	1 Aug 2021
AL	10.03	Ali AL BALUSHI	OMA	Suhaim bin Hamad Stadium, Doha (QAT)	7 Apr 2025
CR	9.91	FEMI Seun Ogunode	QAT	Sports Center Stadium Wuhan(CHN)	4 Jun 2015

## RESULT

No. 105

### Men's High Jump

Qualification A

27 May 2025 / 09:15

Rank	Bib	Name	Nat.	Birth	Order	1.85	1.95	2.05	2.10	2.15	2.18	2.21	2.23	Result
1	320	Tomohiro Shinno	JPN	17 Aug 1996	9	-	-	-	O					2.10 q
2	652	Tawan Kaeodam	THA	30 Sep 1999	10	-	XO	O	O					2.10 q
3	687	Vadim Chikalov	UZB	26 Jan 2003	5	-	-	O	XXX					2.05 q
4	532	Leonard Grospe	PHI	2 Jul 2001	6	-	O	XXO	XXX					2.05 q
5	108	Mahfuzur Rahman	BAN	15 Oct 2000	4	-	XO	XXO	X-					2.05
6	197	Michael John Kennelly	HKG	23 Mar 2001	3	O	XO	XXO	XXX					2.05
7	411	Khaled Almesaad	KUW	16 Oct 1995	2	-	O	XXX						1.95
8	442	Chi Kit Ng	MAC	4 May 2002	1	O	XO	XXX						1.95
9	374	Jinwoo Choi	KOR	18 Jan 2005	7	X-								NM
9	172	Po Ting Yeh	TPE	15 Dec 2003	11	-	-	XXX						NM
	599	Kamptan Kam	SGP	6 Mar 2001	8	DNS								DNS



Recorder : \_\_\_\_\_

Chief Judge : \_\_\_\_\_

Referee : \_\_\_\_\_

### Record History

Page 1 / 1

Record	Result	Name	Nat.	Location	Date
WR	2.45	Javier SOTOMAYOR	CUB	Salamanca (ESP)	27 Jul 1993
WL	2.34	Oleh DOROSHCHUK	UKR	Omnisport, Apeldoorn (NED) (i)	8 Mar 2025
AR	2.43	Mutaz Essa BARSHIM	QAT	Boudewijnstadion, Bruxelles (BEL)	5 Sep 2014
AL	2.31	Sanghyeok WOO	KOR	Sports Training Center, Nanjing (i) (CHN)	21 Mar 2025
CR	2.35	BARSHIM Mutaz Essa	QAT	Kobe (JPN)	9 Jul 2011

## RESULT

No. 105

### Men's High Jump

Qualification B

27 May 2025 / 09:15

Rank	Bib	Name	Nat.	Birth	Order	1.85	1.95	2.05	2.10	2.15	2.18	2.21	2.23	Result
1	506	Fatek Bait Jaboob	OMA	3 Dec 1999	6	-	O	O	O	O				2.15 q
1	161	Chao Hsuan Fu	TPE	14 Dec 2002	9	-	-	O	O	O				2.15 q
1	387	Sanghyeok Woo	KOR	23 Apr 1996	12	-	-	-	-	O				2.15 q
4	618	Lesandu Arthavidu Gammanage	SRI	16 May 2006	7	-	-	O	O	-				2.10 q
4	231	Sarvesh Anil Kushare	IND	17 Jun 1995	10	-	-	O	O	-				2.10 q
4	309	Naoto Hasegawa	JPN	15 Nov 1996	11	-	-	O	O	-				2.10 q
7	129	Duan Yuhang	CHN	16 Nov 2000	8	-	-	O	XO	-				2.10 q
8	672	Amir Nagaev	UZB	28 Dec 2004	5	-	O	O	XXX					2.05 q
9	458	Farrell Glenn Felix Jurus	MAS	22 Mar 2002	4	-	O	XXO	XXX					2.05 q
10	412	Khaled Alobaidli	KUW	15 Mar 2000	1	-	XO	XXX						1.95
10	201	Pak Hei Lai	HKG	20 Mar 2007	2	-	XO	XXX						1.95
10	633	Salim Saydaliev	TJK	27 Sep 1998	3	O	XO	XXX						1.95



Recorder : \_\_\_\_\_

Chief Judge : \_\_\_\_\_

Referee : \_\_\_\_\_

### Record History

Page 1 / 1

Record	Result	Name	Nat.	Location	Date
WR	2.45	Javier SOTOMAYOR	CUB	Salamanca (ESP)	27 Jul 1993
WL	2.34	Oleh DOROSHCHUK	UKR	Omnisport, Apeldoorn (NED) (i)	8 Mar 2025
AR	2.43	Mutaz Essa BARSHIM	QAT	Boudewijnstadion, Bruxelles (BEL)	5 Sep 2014
AL	2.31	Sanghyeok WOO	KOR	Sports Training Center, Nanjing (f) (CHN)	21 Mar 2025
CR	2.35	BARSHIM Mutaz Essa	QAT	Kobe (JPN)	9 Jul 2011



## RESULT

No. 107

### Men's 1500m

Round 1 Heats 1 / 2

27 May 2025 / 09:20

6Q

Rank	Bib	Name	Nat.	Birth	Order	Record	
1	308	Nanami Arai	JPN	26 Dec 1994	8	3:46.92	Q PB
2	241	Yoonus Shah	IND	10 May 2001	2	3:46.96	Q
3	270	Seyedamir Zamanpour	IRI	28 Aug 2000	3	3:47.97	Q
4	149	Xi Xiaoheng	CHN	8 Dec 1999	5	3:48.25	Q
5	587	Raed Khairallah E. Aljadani	KSA	2 Aug 1996	4	3:48.75	Q
6	541	Abdirahman Saeed Hassan	QAT	13 Apr 1997	1	3:49.04	Q
7	256	Wahyudi Putra	INA	16 May 1998	6	3:49.73	PB
8	499	Mukesh Bahadur Pal	NEP	2 Sep 1999	13	3:49.96	PB
9	426	Samat Kazakbaev	KGZ	1 May 1997	7	3:54.35	
10	454	Anas Ariffin	MAS	1 Feb 2000	10	4:00.15	
11	393	Taeheon Kim	KOR	23 Nov 2007	9	4:04.84	
12	114	Dechen Ugyen	BHU	1 Jan 1994	12	4:21.88	
	485	Myagmarsuren Davaanyam	MGL	6 Apr 1999	11	DNS	

*Handwritten signature/initials*

Recorder : \_\_\_\_\_

Chief Judge : \_\_\_\_\_

Referee : \_\_\_\_\_

### Record History

Page 1 / 1

Record	Result	Name	Nat.	Location	Date
WR	03:26.00	Hicham EL GUERROUJ	MAR	Stadio Olimpico, Roma (ITA)	14 Jul 1998
WL	03:29.53	Jakob INGEBRIGTSEN	NOR	Arena Stade Couvert, Liévin (FRA) (i)	13 Feb 2025
AR	03:29.14	Rashid RAMZI	BRN	Stadio Olimpico, Roma (ITA)	14 Jul 2006
AL	03:38.35	Keisuke MORITA	JPN	Egao Kenko Stadium, Kumamoto (JPN)	12 Apr 2025
CR	03:38.60	KIM Soon Hyung	KOR	Manila (PHI)	3 Dec 1993

## RESULT

No. 107

### Men's 1500m

Round 1 Heats 2 / 2

27 May 2025 / 09:20

6Q

Rank	Bib	Name	Nat.	Birth	Order	Record	
1	368	Jaeung Lee	KOR	16 Sep 2002	2	3:50.33	Q
2	297	Kazuto Iizawa	JPN	2 Feb 2001	4	3:50.35	Q <b>PB</b>
3	260	Ali Amirian	IRI	17 Sep 2003	11	3:51.73	Q
4	331	Sami Eyas (moh'd Tayseer) Hattab	JOR	12 Apr 2005	6	3:51.84	Q
5	139	Liu Dezhu	CHN	16 Sep 2000	3	3:51.87	Q
6	549	Hatim Aitoulghazi	QAT	23 Feb 2006	13	3:51.95	Q
7	344	Maxim Frolovskiy	KAZ	4 Jul 2002	5	3:52.09	
8	693	Luong Duc Phuoc	VIE	28 May 2002	7	3:53.20	<b>PB</b>
9	508	Mohammed Al Suleimani	OMA	29 Mar 2001	8	3:54.61	<b>PB</b>
10	428	Zhusup Sulaiman Uulu	KGZ	14 Nov 1999	10	3:55.16	<b>PB</b>
11	199	Mohammad Kamran Khan	HKG	14 Jun 2001	9	3:57.02	<b>PB</b>
12	376	Jonghak Park	KOR	5 Jan 2001	1	4:04.36	
13	116	Kinleylhendup	BHU	16 Sep 2002	12	4:18.89	<b>PB</b>

*Handwritten signature*

Recorder : \_\_\_\_\_

Chief Judge : \_\_\_\_\_

Referee : \_\_\_\_\_

### Record History

Page 1 / 1

Record	Result	Name	Nat.	Location	Date
WR	03:26.00	Hicham EL GUERROUJ	MAR	Stadio Olimpico, Roma (ITA)	14 Jul 1998
WL	03:29.53	Jakob INGEBRIGTSEN	NOR	Arena Stade Couvert, Liévin (FRA) (i)	13 Feb 2025
AR	03:29.14	Rashid RAMZI	BRN	Stadio Olimpico, Roma (ITA)	14 Jul 2006
AL	03:38.35	Keisuke MORITA	JPN	Egao Kenko Stadium, Kumamoto (JPN)	12 Apr 2025
CR	03:38.60	KIM Soon Hyung	KOR	Manila (PHI)	3 Dec 1993

## OFFICIAL RESULT

No. 108

### Men's 400m

Round 1 Heats 1 / 4

27 May 2025 / 09:40

3Q+4q

Rank	Bib	Name	Nat.	Birth	Lane	Result	Reaction Time
1	131	Fu Haoran	CHN	21 Apr 2005	7	46.21	Q <span>SB</span>
2	238	Vishal Thennarasu Kayalvizhi	IND	17 Dec 2003	4	46.81	Q
3	546	Ashraf Hussen M Osman	QAT	2 Dec 2001	6	46.92	Q
4	576	Ibrahim Mohammed M. Fatini	KSA	13 Jun 1999	8	47.50	q
5	670	Abbosbek Toshtemirov	UZB	16 Sep 2003	3	47.81	<span>PB</span>
6	612	Aruna Dharshana Singhapurage	SRI	19 Jan 1999	5	48.10	
7	446	Jingsong Huang	MAC	4 Oct 2006	2	49.78	




### Record History

Page 1 / 4

Record	Result	Name	Nat.	Location	Date
WR	43.03	Wayde VAN NIEKERK	RSA	Estádio Olímpico, Rio de Janeiro (BRA)	14 Aug 2016
WL	43.98	Jacory PATTERSON	USA	Ansin Sports Complex, Miramar, FL (USA)	3 May 2025
AR	43.93	Youssef Ahmed MASRAHI	KSA	National Stadium, Beijing (CHN)	23 Aug 2015
AL	45.50	Fuga SATO	JPN	Prefectural Shizuoka Stadium, Fukuroi (JPN)	3 May 2025
CR	44.61	Thilakaratne R.A.Sugath	SRI	Fukuoka(JPN)	20 Jul 1998

## OFFICIAL RESULT

No. 108

### Men's 400m

Round 1 Heats 2 / 4

27 May 2025 / 09:40

3Q+4q

Rank	Bib	Name	Nat.	Birth	Lane	Result	Reaction Time	
1	156	Zhang Qining	CHN	23 Feb 2003	5	46.48	0.175	Q
2	302	Kentaro Sato	JPN	16 Nov 1994	6	46.58	0.227	Q
3	382	Mingyu Shin	KOR	9 Mar 2000	7	46.76	0.199	Q
4	418	Yousef Karam	KUW	15 Jul 1993	8	46.94	0.197	q SB
5	516	Shajar Abbas	PAK	19 May 2000	3	47.17	0.202	q
6	531	Kharis Lark Reil Pantonial	PHI	8 Nov 2006	2	48.93	0.214	
	578	Mazen Mawtan M Alyasen	KSA	8 Jul 1996	4	DNF	0.237	



TD

### Record History

Page 2 / 4

Record	Result	Name	Nat.	Location	Date
WR	43.03	Wayde VAN NIEKERK	RSA	Estádio Olímpico, Rio de Janeiro (BRA)	14 Aug 2016
WL	43.98	Jacory PATTERSON	USA	Ansin Sports Complex, Miramar, FL (USA)	3 May 2025
AR	43.93	Youssef Ahmed MASRAHI	KSA	National Stadium, Beijing (CHN)	23 Aug 2015
AL	45.50	Fuga SATO	JPN	Prefectural Shizuoka Stadium, Fukuroi (JPN)	3 May 2025
CR	44.61	Thilakaratne R.A.Sugath	SRI	Fukuoka(JPN)	20 Jul 1998



## OFFICIAL RESULT

No. 108

### Men's 400m

Round 1 Heats 3 / 4

27 May 2025 / 09:40

3Q+4q

Rank	Bib	Name	Nat.	Birth	Lane	Result	Reaction Time
1	293	Fuga Sato	JPN	1 Jun 1996	6	46.40	Q
2	617	Kalinga Kumarage Hewa Kumarage	SRI	25 Sep 1992	4	46.59	Q
3	475	Umar Osman	MAS	11 Aug 2003	7	46.71	Q
4	287	Taha Hussein Yaseen	IRQ	1 Jan 1998	3	47.14	q
5	186	Chun Ho Chan	HKG	25 Jun 2003	8	47.56	PB
6	696	Ta Ngoc Tuong	VIE	31 Mar 2005	5	47.63	
7	676	Dilshodbek Bobokulov	UZB	15 Aug 2002	2	49.93	



### Record History

Page 3 / 4

Record	Result	Name	Nat.	Location	Date
WR	43.03	Wayde VAN NIEKERK	RSA	Estádio Olímpico, Rio de Janeiro (BRA)	14 Aug 2016
WL	43.98	Jacory PATTERSON	USA	Ansin Sports Complex, Miramar, FL (USA)	3 May 2025
AR	43.93	Youssef Ahmed MASRAHI	KSA	National Stadium, Beijing (CHN)	23 Aug 2015
AL	45.50	Fuga SATO	JPN	Prefectural Shizuoka Stadium, Fukuroi (JPN)	3 May 2025
CR	44.61	Thilakaratne R.A.Sugath	SRI	Fukuoka(JPN)	20 Jul 1998



## OFFICIAL RESULT

No. 108

### Men's 400m

Round 1 Heats 4 / 4

27 May 2025 / 09:40

3Q+4q

Rank	Bib	Name	Nat.	Birth	Lane	Result	Reaction Time
1	544	Ammar Ismail Y Ibrahim	QAT	18 Sep 1996	4	46.71	Q
2	219	Jay Kumar	IND	10 Jun 2006	5	47.26	Q
3	391	Seungkyun Joo	KOR	3 Sep 2001	7	47.71	Q
4	425	Ruslan Litovskii	KGZ	22 Aug 2005	1	48.17	PB
5	341	Elnor Mukhitdinov	KAZ	21 Apr 1993	8	48.39	
6	464	Luqmanul Hakim Khairul Akmal	MAS	25 Jan 1999	3	48.77	
7	513	Abdul Mueed	PAK	24 Oct 1999	6	50.10	
8	486	Turtogtokh Erdenebat	MGL	10 Sep 1993	2	51.99	

ML  
TD

### Record History

Page 4 / 4

Record	Result	Name	Nat.	Location	Date
WR	43.03	Wayde VAN NIEKERK	RSA	Estádio Olímpico, Rio de Janeiro (BRA)	14 Aug 2016
WL	43.98	Jacory PATTERSON	USA	Ansin Sports Complex, Miramar, FL (USA)	3 May 2025
AR	43.93	Youssef Ahmed MASRAHI	KSA	National Stadium, Beijing (CHN)	23 Aug 2015
AL	45.50	Fuga SATO	JPN	Prefectural Shizuoka Stadium, Fukuroi (JPN)	3 May 2025
CR	44.61	Thilakarathne R.A.Sugath	SRI	Fukuoka(JPN)	20 Jul 1998

## SUMMARY

### Decathlon

Long Jump

27 May 2025 / 09:45

Rank	Bib	Name	Nat.	Birth	100m	longjump	shotput	highjump	400m	110mH	discusthrow	polevault	javelinthrow	1500m	Point
1	325	Yuma Maruyama	JPN	3 Jun 1998	878	876	10.92	7.26							1754
					-0.8	-0.8									
2	236	Tejaswin Shankar	IND	21 Dec 1998	817	881	11.2	7.28							1698
					-0.8	+0.2									
3	165	Chia Hsuan Cho	TPE	20 Jun 2002	801	821	11.27	7.03							1622
					-0.8	+0.9									
4	163	Chen Yu Wang	TPE	12 Dec 1999	786	821	11.34	7.03							1607
					-0.8	+0.1									
5	298	Keisuke Okuda	JPN	23 Oct 1996	850	750	11.05	6.73							1600
					-1.1	+1.4									
6	130	Fei Xiang	CHN	9 Sep 1998	755	828	11.49	7.06							1583
					-1.1	+0.1									
7	381	Junyoung Park	KOR	2 Apr 2002	789	753	11.33	6.74							1542
					-0.8	-0.3									
8	682	Nodir Norbaev	UZB	4 Feb 2005	753	776	11.5	6.84							1529
					-1.1	+0.3									
9	279	Haman Abdullah G hrai	IRQ	2 Oct 2000	746	750	11.53	6.73							1496
					-1.1	+0.3									
10	528	Hokett Delos Santo s	PHI	28 Oct 2002	742	606	11.55	6.09							1348
					-1.1	+1.0									



### Record History

Page 1 / 2

Record	Result	Name	Nat.	Location	Date
WR	9126	Kevin MAYER	FRA	Stade Pierre Paul Bernard, Talence (FRA)	16 Sep 2018
WL	8265	Till STEINFORTH	GER	Drake Stadium, Des Moines, IA (USA)	24 Apr 2025
AR	8725	Dmitriy KARPOV	KAZ	Olympic Stadium, Athina (GRE)	24 Aug 2004
AL	7603	Tejaswin SHANKAR	IND	Maharaja's College Grounds, Kochi (IND)	24 Apr 2025
CR	8037	KARPOV Dmitriy	KAZ	Pune (IND)	7 Jul 2013

## SUMMARY

### Decathlon

Long Jump

27 May 2025 / 09:45

Rank	Bib	Name	Nat.	Birth	100m	longjump	shotput	highjump	400m	110mH	discusthrow	polevault	javelinthrow	1500m	Point
584		<b>Muhsin Hasan A. Al dabboos</b>	KSA	25 Jul 2000	11.29	-1.1	797	0	DNS						<b>DNF</b>



## Record History

Page 2 / 2

Record	Result	Name	Nat.	Location	Date
<b>WR</b>	<b>9126</b>	Kevin MAYER	FRA	Stade Pierre Paul Bernard, Talence (FRA)	16 Sep 2018
<b>WL</b>	<b>8265</b>	Till STEINFORTH	GER	Drake Stadium, Des Moines, IA (USA)	24 Apr 2025
<b>AR</b>	<b>8725</b>	Dmitriy KARPOV	KAZ	Olympic Stadium, Athina (GRE)	24 Aug 2004
<b>AL</b>	<b>7603</b>	Tejaswin SHANKAR	IND	Maharaja's College Grounds, Kochi (IND)	24 Apr 2025
<b>CR</b>	<b>8037</b>	KARPOV Dmitriy	KAZ	Pune (IND)	7 Jul 2013

## RESULT

No. 110

### Women's 400m

Round 1 Heats 1 / 3

27 May 2025 / 10:20

2Q+2q

Rank	Bib	Name	Nat.	Birth	Lane	Record	Reaction Time	
1	1100	Rupal Rupal	IND	23 Dec 2004	2	<b>53.00</b>	0.231	Q
2	1384	Aminat Kamarudeen	UAE	29 Aug 2007	8	<b>53.19</b>	0.294	Q <b>PB</b>
3	1393	Jonbibi Hukmova	UZB	1 Sep 2005	5	<b>53.67</b>	0.253	q <b>PB</b>
4	1356	Nishendra Harshani Fernando Maddappuli Ara chchige	SRI	15 Mar 2000	3	<b>53.81</b>	0.269	
5	1297	Shereen Samson Vallabouy	MAS	10 Jul 1998	4	<b>54.80</b>	0.283	
6	1342	Laavinia D/o Jaiganth	SGP	22 Jan 2006	6	<b>57.71</b>	0.422	
	1306	Gankhishig Zuunnast	MGL	6 Sep 1994	7	<b>DNS</b>		

Handwritten signature/initials.

Recorder : \_\_\_\_\_

Chief Judge : \_\_\_\_\_

Referee : \_\_\_\_\_

### Record History

Page 1 / 1

Record	Result	Name	Nat.	Location	Date
WR	<b>47.60</b>	Marita KOCH	GDR	Bruce Stadium, Canberra (AUS)	6 Oct 1985
WL	<b>48.67</b>	Salwa Eid NASER	BRN	National Stadium, Kingston (JAM)	5 Apr 2025
AR	<b>48.14</b>	Salwa Eid NASER	BRN	Khalifa International Stadium, Doha (QAT)	3 Oct 2019
AL	<b>48.67</b>	Salwa Eid NASER	BRN	National Stadium, Kingston (BRN)	5 Apr 2025
CR	<b>51.05</b>	DAMAYANTHI Dharsha K.V.	SRI	Jakarta (INA)	30 Aug 2000

## RESULT

No. 110

### Women's 400m

Round 1 Heats 3 / 3

27 May 2025 / 10:20

2Q+2q

Rank	Bib	Name	Nat.	Birth	Lane	Record	Reaction Time
1	1412	Nguyen Thi Ngoc	VIE	6 Jan 2002	1	<b>54.05</b>	0.302 <b>Q</b>
2	1030	Liu Yinglan	CHN	21 Oct 2005	2	<b>54.51</b>	0.206 <b>Q</b>
3	1003	Zenab Moussa Mahamat	BRN	6 Dec 2003	4	<b>54.88</b>	0.193
4	1206	Viktoriya An	KAZ	4 Sep 1992	3	<b>55.70</b>	0.268
5	1243	Seoyoon Kim	KOR	12 Mar 2003	5	<b>56.03</b>	0.304
6	1264	Mudhawi Alshammari	KUW	25 Apr 1998	8	<b>58.02</b>	0.277
7	1189	Wala' Mohammad A. Alqawasmi	JOR	30 Dec 2003	7	<b>58.16</b>	0.217
8	1067	Jane Christa Ming Suet Karlsson	HKG	2 Jun 2007	6	<b>58.66</b>	0.225

ALL  
/ 17

Recorder : \_\_\_\_\_

Chief Judge : \_\_\_\_\_

Referee : \_\_\_\_\_

### Record History

Page 1 / 1

Record	Result	Name	Nat.	Location	Date
WR	<b>47.60</b>	Marita KOCH	GDR	Bruce Stadium, Canberra (AUS)	6 Oct 1985
WL	<b>48.67</b>	Salwa Eid NASER	BRN	National Stadium, Kingston (JAM)	5 Apr 2025
AR	<b>48.14</b>	Salwa Eid NASER	BRN	Khalifa International Stadium, Doha (QAT)	3 Oct 2019
AL	<b>48.67</b>	Salwa Eid NASER	BRN	National Stadium, Kingston (BRN)	5 Apr 2025
CR	<b>51.05</b>	DAMAYANTHI Dharsha K.V.	SRI	Jakarta (INA)	30 Aug 2000



## RESULT

No. 110

### Women's 400m

Round 1 Heats 2 / 3

27 May 2025 / 10:20

2Q+2q

Rank	Bib	Name	Nat.	Birth	Lane	Record	Reaction Time		
1	1170	Nanako Matsumoto	JPN	3 Sep 1996	3	<b>52.24</b>	0.247	Q	PB
2	1112	Vithya Ramraj	IND	20 Sep 1998	2	<b>53.32</b>	0.300	Q	
3	1354	Nadeesha Ramanayaka	SRI	25 Dec 1994	4	<b>53.77</b>	0.338	q	
4	1195	Alexandra Zalyubovskaya	KAZ	27 Sep 2002	5	<b>53.96</b>	0.315		SB
5	1364	Benny Nontanam	THA	15 May 2001	6	<b>54.41</b>	0.510		PB
6	1233	Juha Kim	KOR	16 Jan 2001	7	<b>56.96</b>	0.288		
7	1392	Irina Levina	UZB	6 Jul 2003	8	<b>57.19</b>	0.324		PB

*Handwritten signature/initials*

Recorder : \_\_\_\_\_

Chief Judge : \_\_\_\_\_

Referee : \_\_\_\_\_

### Record History

Page 1 / 1

Record	Result	Name	Nat.	Location	Date
WR	47.60	Marita KOCH	GDR	Bruce Stadium, Canberra (AUS)	6 Oct 1985
WL	48.67	Salwa Eid NASER	BRN	National Stadium, Kingston (JAM)	5 Apr 2025
AR	48.14	Salwa Eid NASER	BRN	Khalifa International Stadium, Doha (QAT)	3 Oct 2019
AL	48.67	Salwa Eid NASER	BRN	National Stadium, Kingston (BRN)	5 Apr 2025
CR	51.05	DAMAYANTHI Dharsha K.V.	SRI	Jakarta (INA)	30 Aug 2000

## SUMMARY

### Decathlon

Shot Put

27 May 2025 / 11:35

Rank	Bib	Name	Nat.	Birth	100m	longjump	shotput	highjump	400m	110mH	discusthrow	polevault	javelinthrow	1500m	Point
1	325	Yuma Maruyama	JPN	3 Jun 1998	878 10.92 -0.8	876 7.26 -0.8	704 13.61								2458
2	236	Tejaswin Shankar	IND	21 Dec 1998	817 11.2 -0.8	881 7.28 +0.2	715 13.79								2413
3	163	Chen Yu Wang	TPE	12 Dec 1999	786 11.34 -0.8	821 7.03 +0.1	720 13.86								2327
4	130	Fei Xiang	CHN	9 Sep 1998	755 11.49 -1.1	828 7.06 +0.1	682 13.25								2265
5	298	Keisuke Okuda	JPN	23 Oct 1996	850 11.05 -1.1	750 6.73 +1.4	660 12.88								2260
6	165	Chia Hsuan Cho	TPE	20 Jun 2002	801 11.27 -0.8	821 7.03 +0.9	621 12.24								2243
7	381	Junyoung Park	KOR	2 Apr 2002	789 11.33 -0.8	753 6.74 -0.3	592 11.76								2134
8	279	Haman Abdullah G hrai	IRQ	2 Oct 2000	746 11.53 -1.1	750 6.73 +0.3	631 12.40								2127
9	528	Hokett Delos Santo s	PHI	28 Oct 2002	742 11.55 -1.1	606 6.09 +1.0	541 10.92								1889
	584	Muhsin Hasan A. Al dabboos	KSA	25 Jul 2000	797 11.29 -1.1	0 DNS	0 DNS								DNF

Handwritten signature/initials.

### Record History

Page 1 / 2

Record	Result	Name	Nat.	Location	Date
WR	9126	Kevin MAYER	FRA	Stade Pierre Paul Bernard, Talence (FRA)	16 Sep 2018
WL	8265	Till STEINFORTH	GER	Drake Stadium, Des Moines, IA (USA)	24 Apr 2025
AR	8725	Dmitriy KARPOV	KAZ	Olympic Stadium, Athina (GRE)	24 Aug 2004
AL	7603	Tejaswin SHANKAR	IND	Maharaja's College Grounds, Kochi (IND)	24 Apr 2025
CR	8037	KARPOV Dmitriy	KAZ	Pune (IND)	7 Jul 2013

## SUMMARY

### Decathlon

Shot Put

27 May 2025 / 11:35

Rank	Bib	Name	Nat.	Birth	100m	longjump	shotput	highjump	400m	110mH	discusthrow	polevault	javelinthrow	1500m	Point
682		<b>Nodir Norbaev</b>	UZB	4 Feb 2005	753 11.5 -1.1	776 6.84 +0.3	0 DNS								<b>DNF</b>

### Record History

Page 2 / 2

Record	Result	Name	Nat.	Location	Date
<b>WR</b>	<b>9126</b>	Kevin MAYER	FRA	Stade Pierre Paul Bernard, Talence (FRA)	16 Sep 2018
<b>WL</b>	<b>8265</b>	Till STEINFORTH	GER	Drake Stadium, Des Moines, IA (USA)	24 Apr 2025
<b>AR</b>	<b>8725</b>	Dmitriy KARPOV	KAZ	Olympic Stadium, Athina (GRE)	24 Aug 2004
<b>AL</b>	<b>7603</b>	Tejaswin SHANKAR	IND	Maharaja's College Grounds, Kochi (IND)	24 Apr 2025
<b>CR</b>	<b>8037</b>	KARPOV Dmitriy	KAZ	Pune (IND)	7 Jul 2013

## SUMMARY

No. 113

### Women's Hammer Throw

Final

27 May 2025 / 12:00

Rank	Group	Order	Bib	Name	Nat.	Birth	Result	Medal
1	1	9	1020	Ji Li	CHN	14 Dec 2000	<b>72.98</b>	Gold
2	1	11	1024	Li Jiangyan	CHN	22 May 1999	<b>69.13</b>	Silver
3	1	10	1057	Ya Chien Yu	TPE	20 Apr 1999	<b>64.25</b>	Bronze
4	1	12	1155	Joy Iris Mcarthur	JPN	5 Jul 1999	<b>63.61</b>	
5	1	5	1171	Raika Murakami	JPN	13 Jan 2004	<b>63.60</b>	
6	1	7	1370	Mingkamon Koomphon	THA	4 Jan 1998	<b>61.42</b>	
7	1	6	1250	Taehui Kim	KOR	7 Sep 2005	<b>61.13</b>	
8	1	8	1242	Seojin Park	KOR	26 Mar 1993	<b>60.66</b>	SB
9	1	2	1134	Melika Norouzi	IRI	6 Jul 2005	<b>59.18</b>	
10	1	4	1287	Grace Wong Xiu Mei	MAS	8 Jan 2000	<b>59.15</b>	SB
11	1	3	1256	Yura Lee	KOR	16 Jan 2000	<b>57.94</b>	
12	1	1	1295	Nurul Hidayah Lukman	MAS	28 Apr 2001	<b>46.60</b>	

*[Handwritten signature]*  
1/19

### Record History

Page 1 / 1

Record	Result	Name	Nat.	Location	Date
WR	82.98	Anita WŁODARCZYK	POL	Stadion PGE Narodowy, Warszawa (POL)	28 Aug 2016
WL	79.29	Brooke ANDERSEN	USA	Univ. of Arizona Roy P. Drachman Stadium, Tucson, AZ (USA)	24 May 2025
AR	77.68	Zheng WANG	CHN	Chengdu (CHN)	29 Mar 2014
AL	74.24	Jie ZHAO	CHN	Sports Center, Jiaxing (CHN)	28 Apr 2025
CR	75.66	Wang Zheng	CHN	Khalifa International Stadium Doha (QAT)	22 Apr 2019



## RESULT

No. 113

### Women's Hammer Throw

Final

27 May 2025 / 12:00

Rank	Bib	Name	Nat.	Birth	Order	1	2	3	4	5	6	Result
1	1020	Ji Li	CHN	14 Dec 2000	9	67.52	69.95	71.92	70.24	72.98	X	<b>72.98</b> ✓
2	1024	Li Jiangyan	CHN	22 May 1999	11	X	69.09	67.13	68.61	69.00	69.13	<b>69.13</b> ✓
3	1057	Ya Chien Yu	TPE	20 Apr 1999	10	62.89	63.64	60.05	64.25	62.97	63.30	<b>64.25</b> ✓
4	1155	Joy Iris Mcarthur	JPN	5 Jul 1999	12	61.12	X	63.61	61.40	X	63.58	<b>63.61</b> ✓
5	1171	Raika Murakami	JPN	13 Jan 2004	5	62.29	62.61	63.60	X	X	61.61	<b>63.60</b> ✓
6	1370	Mingkamon Koomphon	THA	4 Jan 1998	7	57.19	57.91	61.28	59.75	59.93	61.42	<b>61.42</b> ✓
7	1250	Taehui Kim	KOR	7 Sep 2005	6	58.25	61.13	59.03	X	60.65	60.67	<b>61.13</b> ✓
8	1242	Seojin Park	KOR	26 Mar 1993	8	60.66	58.38	X	X	59.52	59.43	<b>60.66</b> <span style="background-color: #28a745; color: white; padding: 2px;">SB</span>
9	1134	Melika Norouzi	IRI	6 Jul 2005	2	59.02	X	59.18				<b>59.18</b> ✓
10	1287	Grace Wong Xiu Mei	MAS	8 Jan 2000	4	X	58.10	59.15				<b>59.15</b> ✓ <span style="background-color: #28a745; color: white; padding: 2px;">SB</span>
11	1256	Yura Lee	KOR	16 Jan 2000	3	57.06	X	57.94				<b>57.94</b> ✓
12	1295	Nurul Hidayah Lukman	MAS	28 Apr 2001	1	X	46.60	45.98				<b>46.60</b> ✓



IS

Recorder : \_\_\_\_\_

Chief Judge : \_\_\_\_\_

Referee : \_\_\_\_\_

### Record History

Page 1 / 1

Record	Result	Name	Nat.	Location	Date
WR	82.98	Anita WŁODARCZYK	POL	Stadion PGE Narodowy, Warszawa (POL)	28 Aug 2016
WL	79.29	Brooke ANDERSEN	USA	Univ. of Arizona Roy P. Drachman Stadium, Tucson, AZ (USA)	24 May 2025
AR	77.68	Zheng WANG	CHN	Chengdu (CHN)	29 Mar 2014
AL	74.24	Jie ZHAO	CHN	Sports Center, Jiaxing (CHN)	28 Apr 2025
CR	75.66	Wang Zheng	CHN	Khalifa International Stadium Doha (QAT)	22 Apr 2019

## RESULT

No. 114

### Women's 100m

Round 1 Heats 1 / 3

27 May 2025 / 14:30

2Q+2q

Wind : +0.9m/s

Rank	Bib	Name	Nat.	Birth	Lane	Record	Reaction Time	
1	1027	Liang Xiaojing	CHN	7 Apr 1997	3	<b>11.22</b>	0.147	Q ✓
2	1346	Veronica Shanti Pereira	SGP	20 Sep 1996	4	<b>11.40</b>	0.211	Q SB ✓
3	1149	Aiha Yamagata	JPN	11 Oct 2005	6	<b>11.53</b>	0.280	q SB
4	1298	Zaidatul Husniah Zulkifli	MAS	20 Aug 1993	2	<b>11.65</b>	0.188	q
5	1214	Aeyoung Kim	KOR	10 Jul 2003	7	<b>11.95</b>	0.293	
6	1380	Valentina Meredova	TKM	29 Sep 1984	5	<b>12.12</b>	0.196	
7	1008	Shirin Akter	BAN	12 Oct 1994	8	<b>12.31</b>	0.283	

Handwritten signature/initials

Recorder : \_\_\_\_\_

Chief Judge : \_\_\_\_\_

Referee : \_\_\_\_\_

### Record History

Page 1 / 1

Record	Result	Name	Nat.	Location	Date
WR	10.49	Florence GRIFFITH-JOYNER	USA	Indianapolis, IN (USA)	16 Jul 1988
WL	10.92	Tia CLAYTON	JAM	Suham bin Hamad Stadium, Doha (QAT)	16 May 2025
AR	10.79	Xuemei LI	CHN	Shanghai (CHN)	18 Oct 1997
AL	11.03	Xiaojing LIANG	CHN	Zhaoqing Sports Center, Zhaoqing (CHN)	12 Apr 2025
CR	11.17	SAFRONOVA Olga	KAZ	Khalifa International Stadium Doha (QAT)	22 Apr 2019

## RESULT

No. 114

### Women's 100m

Round 1 Heats 2 / 3

27 May 2025 / 14:30

2Q+2q

Wind : -0.4m/s

Rank	Bib	Name	Nat.	Birth	Lane	Record	Reaction Time		
1	1162	Midori Mikase	JPN	2 Jun 2001	3	<b>11.57</b>	0.193	Q	
2	1043	Zhu Junying	CHN	9 Sep 2004	5	<b>11.74</b>	0.185	Q	
3	1071	Pui Kei Chan	HKG	24 Mar 2000	7	<b>11.82</b>	0.195		SB
4	1369	Jirapat Khanonta	THA	12 Sep 2005	2	<b>11.93</b>	0.230		
5	1319	Tameen Khan Khan	PAK	19 Oct 2001	6	<b>12.14</b>	0.168		
6	1336	Hibah Mohammed M Mohammed	KSA	11 Feb 2001	8	<b>12.40</b>	0.266		
	1330	Kristina Marie Knott	PHI	25 Sep 1995	4	<b>DQ</b>			TR 16.8

*Handwritten signature/initials*

Recorder : \_\_\_\_\_

Chief Judge : \_\_\_\_\_

Referee : \_\_\_\_\_

### Record History

Page 1 / 1

Record	Result	Name	Nat.	Location	Date
WR	10.49	Florence GRIFFITH-JOYNER	USA	Indianapolis, IN (USA)	16 Jul 1988
WL	10.92	Tia CLAYTON	JAM	Suhaim bin Hamad Stadium, Doha (QAT)	16 May 2025
AR	10.79	Xuemei LI	CHN	Shanghai (CHN)	18 Oct 1997
AL	11.03	Xiaojing LIANG	CHN	Zhaoqing Sports Center, Zhaoqing (CHN)	12 Apr 2025
CR	11.17	SAFRONOVA Olga	KAZ	Khalifa International Stadium Doha (QAT)	22 Apr 2019



## RESULT

No. 114

### Women's 100m

Round 1 Heats 3 / 3

27 May 2025 / 14:30

2Q+2q

Wind : +1.3m/s

Rank	Bib	Name	Nat.	Birth	Lane	Record	Reaction Time	
1	1418	Tran Thi Nhi Yen	VIE	9 Jul 2005	4	<b>11.59</b>	0.233	Q ✓
2	1051	Chia Chen Hu	TPE	28 Mar 1997	5	<b>11.64</b>	0.177	Q
3	1205	Olga Safronova	KAZ	5 Nov 1991	3	<b>11.73</b>	0.148	
4	1374	Supanich Poolkerd	THA	28 Nov 1997	6	<b>11.75</b>	0.171	
5	1218	Daeun Kim	KOR	3 May 2003	7	<b>11.77</b>	0.122	SB
6	1064	Chun Ki Kong	HKG	17 Feb 1998	2	<b>11.99</b>	0.215	
7	1302	Ziva Moosa Shafeeu	MDV	10 Jun 2007	8	<b>12.40</b>	0.231	PB
8	1278	Silina Pha Aphay	LAO	29 Mar 1996	1	<b>12.74</b>	0.298	

*Handwritten signature*  
TD

Recorder : \_\_\_\_\_

Chief Judge : \_\_\_\_\_

Referee : \_\_\_\_\_

### Record History

Page 1 / 1

Record	Result	Name	Nat.	Location	Date
WR	10.49	Florence GRIFFITH-JOYNER	USA	Indianapolis, IN (USA)	16 Jul 1988
WL	10.92	Tia CLAYTON	JAM	Suhaim bin Hamad Stadium, Doha (QAT)	16 May 2025
AR	10.79	Xuemei LI	CHN	Shanghai (CHN)	18 Oct 1997
AL	11.03	Xiaojing LIANG	CHN	Zhaoqing Sports Center, Zhaoqing (CHN)	12 Apr 2025
CR	11.17	SAFRONOVA Olga	KAZ	Khalifa International Stadium Doha (QAT)	22 Apr 2019

## SUMMARY

No. 114

### Women's 100m

Round 1

27 May 2025 / 14:30

2Q+2q

Rank	Group	Lane	Bib	Name	Nat.	Birth	Result	Wind
1	1	3	1027	Liang Xiaojing	CHN	7 Apr 1997	11.22 Q	+0.9
2	1	4	1346	Veronica Shanti Pereira	SGP	20 Sep 1996	11.40 Q SB	+0.9
3	1	6	1149	Aiha Yamagata	JPN	11 Oct 2005	11.53 q SB	+0.9
4	2	3	1162	Midori Mikase	JPN	2 Jun 2001	11.57 Q	-0.4
5	3	4	1418	Tran Thi Nhi Yen	VIE	9 Jul 2005	11.59 Q	+1.3
6	3	5	1051	Chia Chen Hu	TPE	28 Mar 1997	11.64 Q	+1.3
7	1	2	1298	Zaidatul Husniah Zulkifli	MAS	20 Aug 1993	11.65 q	+0.9
8	3	3	1205	Olga Safronova	KAZ	5 Nov 1991	11.73	+1.3
9	2	5	1043	Zhu Junying	CHN	9 Sep 2004	11.74 Q	-0.4
10	3	6	1374	Supanich Poolkerd	THA	28 Nov 1997	11.75	+1.3
11	3	7	1218	Daeun Kim	KOR	3 May 2003	11.77 SB	+1.3
12	2	7	1071	Pui Kei Chan	HKG	24 Mar 2000	11.82 SB	-0.4
13	2	2	1369	Jirapat Khanonta	THA	12 Sep 2005	11.93	-0.4
14	1	7	1214	Aeyoung Kim	KOR	10 Jul 2003	11.95	+0.9
15	3	2	1064	Chun Ki Kong	HKG	17 Feb 1998	11.99	+1.3

### Record History

Page 1 / 2

Record	Result	Name	Nat.	Location	Date
WR	10.49	Florence GRIFFITH-JOYNER	USA	Indianapolis, IN (USA)	16 Jul 1988
WL	10.92	Tia CLAYTON	JAM	Suhaim bin Hamad Stadium, Doha (QAT)	16 May 2025
AR	10.79	Xuemei LI	CHN	Shanghai (CHN)	18 Oct 1997
AL	11.03	Xiaojing LIANG	CHN	Zhaoqing Sports Center, Zhaoqing (CHN)	12 Apr 2025
CR	11.17	SAFRONOVA Olga	KAZ	Khalifa International Stadium Doha (QAT)	22 Apr 2019

## SUMMARY

No. 114

### Women's 100m

Round 1

27 May 2025 / 14:30

2Q+2q

Rank	Group	Lane	Bib	Name	Nat.	Birth	Result	Wind
16	1	5	1380	Valentina Meredova	TKM	29 Sep 1984	12.12	+0.9
17	2	6	1319	Tameen Khan Khan	PAK	19 Oct 2001	12.14	-0.4
18	1	8	1008	Shirin Akter	BAN	12 Oct 1994	12.31	+0.9
19	3	8	1302	Ziva Moosa Shafeeu	MDV	10 Jun 2007	12.40 (.394) <b>PB</b>	+1.3
20	2	8	1336	Hibah Mohammed M Mohammed	KSA	11 Feb 2001	12.40 (.399)	-0.4
21	3	1	1278	Silina Pha Aphay	LAO	29 Mar 1996	12.74	+1.3
	2	4	1330	Kristina Marie Knott	PHI	25 Sep 1995	DQ	TR 16.8 -0.4

## Record History

Page 2 / 2

Record	Result	Name	Nat.	Location	Date
WR	10.49	Florence GRIFFITH-JOYNER	USA	Indianapolis, IN (USA)	16 Jul 1988
WL	10.92	Tia CLAYTON	JAM	Suhaim bin Hamad Stadium, Doha (QAT)	16 May 2025
AR	10.79	Xuemei LI	CHN	Shanghai (CHN)	18 Oct 1997
AL	11.03	Xiaojing LIANG	CHN	Zhaoqing Sports Center, Zhaoqing (CHN)	12 Apr 2025
CR	11.17	SAFRONOVA Olga	KAZ	Khalifa International Stadium Doha (QAT)	22 Apr 2019

## SUMMARY

### Decathlon

#### High Jump

27 May 2025 / 14:35

Rank	Bib	Name	Nat.	Birth	100m	longjump	shotput	highjump	400m	110mH	discusthrow	polevault	javelinthrow	1500m	Point
1	236	Tejaswin Shankar	IND	21 Dec 1998	11.2 -0.8	7.28 +0.2	13.79	2.19							3395
2	325	Yuma Maruyama	JPN	3 Jun 1998	10.92 -0.8	7.26 -0.8	13.61	1.95							3216
3	163	Chen Yu Wang	TPE	12 Dec 1999	11.34 -0.8	7.03 +0.1	13.86	1.95							3085
4	130	Fei Xiang	CHN	9 Sep 1998	11.49 -1.1	7.06 +0.1	13.25	2.01							3078
5	165	Chia Hsuan Cho	TPE	20 Jun 2002	11.27 -0.8	7.03 +0.9	12.24	1.92							2974
6	381	Junyoung Park	KOR	2 Apr 2002	11.33 -0.8	6.74 -0.3	11.76	1.95							2892
7	298	Keisuke Okuda	JPN	23 Oct 1996	11.05 -1.1	6.73 +1.4	12.88	1.74							2837
8	279	Haman Abdullah Ghairi	IRQ	2 Oct 2000	11.53 -1.1	6.73 +0.3	12.40	1.86							2806
9	528	Hokett Delos Santos	PHI	28 Oct 2002	11.55 -1.1	6.09 +1.0	10.92	1.77							2491
	584	Muhsin Hasan A. Al dabboos	KSA	25 Jul 2000	11.29 -1.1	DNS	DNS								DNF

### Record History

Page 1 / 2

Record	Result	Name	Nat.	Location	Date
WR	9126	Kevin MAYER	FRA	Stade Pierre Paul Bernard, Talence (FRA)	16 Sep 2018
WL	8265	Till STEINFORTH	GER	Drake Stadium, Des Moines, IA (USA)	24 Apr 2025
AR	8725	Dmitriy KARPOV	KAZ	Olympic Stadium, Athina (GRE)	24 Aug 2004
AL	7603	Tejaswin SHANKAR	IND	Maharaja's College Grounds, Kochi (IND)	24 Apr 2025
CR	8037	KARPOV Dmitriy	KAZ	Pune (IND)	7 Jul 2013



## SUMMARY

### Decathlon

#### High Jump

27 May 2025 / 14:35

Rank	Bib	Name	Nat.	Birth	100m	longjump	shotput	highjump	400m	110mH	discusthrow	polevault	javelinthrow	1500m	Point
682		<b>Nodir Norbaev</b>	UZB	4 Feb 2005	11.5 -1.1	753 +0.3	776 DNS	0							<b>DNF</b>

## Record History

Page 2 / 2

Record	Result	Name	Nat.	Location	Date
<b>WR</b>	<b>9126</b>	Kevin MAYER	FRA	Stade Pierre Paul Bernard, Talence (FRA)	16 Sep 2018
<b>WL</b>	<b>8265</b>	Till STEINFORTH	GER	Drake Stadium, Des Moines, IA (USA)	24 Apr 2025
<b>AR</b>	<b>8725</b>	Dmitriy KARPOV	KAZ	Olympic Stadium, Athina (GRE)	24 Aug 2004
<b>AL</b>	<b>7603</b>	Tejaswin SHANKAR	IND	Maharaja's College Grounds, Kochi (IND)	24 Apr 2025
<b>CR</b>	<b>8037</b>	KARPOV Dmitriy	KAZ	Pune (IND)	7 Jul 2013

## RESULT

No. 116

### Women's Javelin Throw

Final

27 May 2025 / 14:40

Rank	Bib	Name	Nat.	Birth	Order	1	2	3	4	5	6	Result
1	1037	Su Lingdan	CHN	12 Jan 1997	13	55.25	60.84	58.72	63.29	-	-	<b>63.29</b> <span>PB</span>
2	1167	Momone Ueda	JPN	27 Jun 1999	11	54.60	57.69	58.60	57.58	57.87	59.39	<b>59.39</b> <span>SB</span>
3	1175	Sae Takemoto	JPN	23 Nov 1999	14	56.60	X	X	58.94	56.15	56.93	<b>58.94</b>
4	1087	Annu Rani	IND	29 Aug 1992	12	56.92	X	58.30	58.11	57.80	X	<b>58.30</b>
5	1013	Dai Qianqian	CHN	23 Aug 2000	15	X	53.17	57.99	56.51	55.95	X	<b>57.99</b>
6	1355	Nadheesha Dilhani Lekamge Hatarabage Lekamalage	SRI	14 Jan 1987	9	54.35	55.53	55.15	X	X	55.21	<b>55.53</b>
7	1056	Pin Hsun Chu	TPE	8 Apr 2005	10	X	52.66	54.60	52.09	54.17	51.41	<b>54.60</b>
8	1398	Nargizakhon Kuchkarova	UZB	27 Feb 1999	6	52.72	52.39	50.34	53.29	51.38	51.66	<b>53.29</b>
9	1054	Hui Jun Li	TPE	12 May 1999	8	49.03	51.66	X				<b>51.66</b>
10	1368	Jariya Wichaidit	THA	8 Mar 1996	7	50.75	X	51.60				<b>51.60</b>
11	1224	Gyeongae Gim	KOR	5 Mar 1988	3	48.94	X	47.32				<b>48.94</b>
12	1215	Ayeong Park	KOR	5 Oct 2000	5	47.68	46.68	48.25				<b>48.25</b>

Handwritten signature/initials.

Recorder : \_\_\_\_\_

Chief Judge : \_\_\_\_\_

Referee : \_\_\_\_\_

### Record History

Page 1 / 2

Record	Result	Name	Nat.	Location	Date
WR	72.28	Barbora SPOTÁKOVÁ	CZE	Gottlieb-Daimler Stadion, Stuttgart (GER)	13 Sep 2008
WL	67.22	Adriana VILAGOS <sup>V</sup>	SRB	Stadion Park Mladež, Split (CRO)	26 Apr 2025
AR	67.98	Huihui LYU	CHN	Shenyang (CHN)	2 Aug 2019
AL	64.83	Ziyi YAN	CHN	Sichuan Xipu Training Base, Chengdu (CHN)	28 Mar 2025
CR	65.93	LYU Huihui	CHN	Khalifa International Stadium Doha (QAT)	22 Apr 2019



## RESULT

No. 116

### Women's Javelin Throw

Final

27 May 2025 / 14:40

Rank	Bib	Name	Nat.	Birth	Order	1	2	3	4	5	6	Result
13	1291	Ng Jing Xuan	MAS	17 Aug 2004	4	40.81	44.63	41.41				<b>44.63</b>
14	1314	Chandrakala Lamgade	NEP	10 Sep 1993	2	38.25	36.90	40.57				<b>40.57</b>
15	1265	Salsabeel Alsayar	KUW	7 Nov 1996	1	33.98	34.73	36.35				<b>36.35</b> <span>SB</span>

HL  
TD

Recorder : \_\_\_\_\_

Chief Judge : \_\_\_\_\_

Referee : \_\_\_\_\_

### Record History

Page 2 / 2

Record	Result	Name	Nat.	Location	Date
WR	72.28	Barbora ŠPOTÁKOVÁ	CZE	Gottlieb-Daimler Stadion, Stuttgart (GER)	13 Sep 2008
WL	67.22	Adriana VILAGOS <sup>Y</sup>	SRB	Stadion Park Mladež, Split (CRO)	26 Apr 2025
AR	67.98	Huihui LYU	CHN	Shenyang (CHN)	2 Aug 2019
AL	64.83	Ziyi YAN	CHN	Sichuan Xipu Training Base, Chengdu (CHN)	28 Mar 2025
CR	65.93	LYU Huihui	CHN	Khalifa International Stadium Doha (QAT)	22 Apr 2019

# 26th Asian Athletics Championships 2025 Gumi

Gumi (Republic of Korea) | 27 - 31 May 2025  
Throwing Events Record Card

Women's Javelin Throw - Final / No. 116

Date: 2025. 5. 27 (Day 21)

Start Time 14:40

Finish Time 15:44

Competition Area: Gumi Stadium, Gumi - Republic of Korea

Start	Bib	Athlete	Nation	FIRST trial	SECOND trial	THIRD trial	Best of 1-3	Pos / After 3	FOURTH trial	FIFTH trial	Pos / Last Trial	SIXTH trial	Best of All	RANK	Remarks
1	1265	Salsabeel Alsayar	KUW	33.98	34.93	36.35	36.35	15			1				
2	1314	Chandrakala Lamgade	NEP	38.25	36.90	40.57	40.57	14			1				
3	1224	Gyeongae Gim	KOR	48.94	X	49.32	48.94	11			1				
4	1291	Ng Jing Xuan	MAS	40.81	44.63	41.41	44.63	13			1				
5	1215	Ayeong Park	KOR	49.68	46.68	48.25	48.25	12			1				
6	1398	Nargizakhon Kuchkarova	UZB	52.92	52.39	50.34	52.92	8	53.29	51.38	1	51.66	53.29	8	
7	1368	Jariya Wichaidit	THA	50.95	X	51.60	51.60	10			1				
8	1054	Hui Jun Li	TPE	49.03	51.66	X	51.66	9			1				
9	1355	Nadheesha Dihan Lekamge Hatarabage Lekamalage	SRI	54.35	55.53	55.15	55.53	6	X	X	1	55.21	55.53	6	
10	1056	Pin Hsun Chu	TPE	X	52.66	54.60	54.60	7	52.09	54.19	1	51.41	54.60	7	

Recorder:

Chief Judge:

Referee:

# 26th Asian Athletics Championships 2025 Gumi

Gumi (Republic of Korea) | 27 - 31 May 2025

## Throwing Events Record Card

Women's Javelin Throw - Final / No. 116

Date : 2025. 5. 29. (Day 24)

Start Time 14:40

Finish Time 15:49

Competition Area : Gumi Stadium, Gumi - Republic of Korea

Start	Bib	Athlete	Nation	FIRST trial	SECOND trial	THIRD trial	Best of 1-3	Pos / After 3	FOURTH trial	FIFTH trial	Pos / Last Trial	SIXTH trial	Best of All	RANK	Remarks
11	1167	Momone Ueda	JPN	54.60	57.69	58.60	58.60	21(7)	57.58	57.87	1	57.39	57.39	2	
12	1087	Annu Rani	IND	56.92	X	58.30	58.30	31(6)	58.11	57.80	1	X	58.30	4	
13	1037	Su Lingdan	CHN	55.25	60.84	58.92	60.84	11(8)	63.29	—	1	—	63.29	1	
14	1175	Sae Takemoto	JPN	56.60	X	X	56.60	51(4)	58.94	56.15	1	56.93	58.94	3	
15	1013	Dai Qiangqian	CHN	X	53.19	57.99	57.99	41(5)	56.51	55.95	1	X	57.99	5	

Recorder :

*Handwritten signature*

Chief Judge :

*Handwritten signature*

Referee :

*Handwritten signature*





# 26<sup>th</sup> ASIAN ATHLETICS CHAMPIONSHIPS

27. MAY ~31. MAY 2025 Gumi Stadium in Gumi KOREA



## FORM of CONFORMITY - Record of Scientific Measurement

"To ensure that the equipment is operating correctly, the Measurement Judge(Scientific) shall, before and after the event, supervise a set of measurements in conjunction with the judges and under the supervision of the Referee(and if possible, the ITO assigned to the event), to confirm agreement with results achieved using a calibrated certified steel tape. A form of conformity shall be issued and signed by all those involved in the test and attached to the results card." (WA Rule 135)

Name and Place of Facility :

Gumi Stadium in Gumi KOREA

Event : JAVELIN THROW

Female : 0

Male :

Date :

27 05 2025

Start Time :

14:40

Finish Time :

15:49

Measurement Service Provider :

LEICA GEOSYSTEMS AG KOREA

Measurement Device

Type :

TS16 I 5" R500

Manufacturer :

LEICA GEOSYSTEMS AG

Model :

VIVA TS16

Serial Number :

3015780

### Control Measurements\*

Steel Tape :	Manufacturer :	KOMERON	product No :	KMS-900R
		No. 1	No. 2	No. 3
Before Event :	By Device :	14m 13	21m 16	
	By Tape :	14m 14	21m 17	
Time :	13:10	Weather : SUNNY	Temperature °C : 28	
		No. 1	No. 2	No. 3
After Event :	By Device :			
	By Tape :			
Time :	15:49	Weather : SUNNY	Temperature °C : 28	

\*Control measurements to be taken over the range and spread of distances likely to be measured for the event.

Measurement Judgd (Name) :

박영호

Signature :

Chief Judge (Name) :

이주환

Signature :

Referee (Name) :

S. Chinalamby

Signature :

26<sup>TH</sup> Asian Athletics Championships 2025 Gumi  
27 May ~ 31 May 2025. Gumi Stadium, Gumi Korea

2025구미아시아육상경기선수권대회  
2025년 5월 27일 ~ 5월 31일. 구미스타디움

## RESULT

No. 117

### Women's Triple Jump

Final

27 May 2025 / 14:45

Rank	Bib	Name	Nat.	Birth	Order	1	2	3	4	5	6	Result
Wind												
1	1025	Li Yi	CHN	26 Nov 2005	12	13.38	13.65	X	13.66	13.46	13.80	<b>13.80</b>
						+0.3	-0.4		-0.3	-0.8	-0.9	-0.9
2	1403	Sharifa Davronova	UZB	27 Sep 2006	11	X	X	13.49	X	13.74	13.72	<b>13.74</b>
								-1.5		-1.3	-1.5	-1.3
3	1160	Mariko Morimoto	JPN	17 Mar 1995	8	13.31	X	X	13.41	13.65	X	<b>13.65</b>
						+0.2			-1.0	-1.4		-1.4
4	1159	Maoko Takashima	JPN	7 Jul 1999	6	13.26	12.26	13.40	13.39	13.36	13.64	<b>13.64</b>
						-0.9	-2.1	+0.2	-0.7	-0.3	+0.2	+0.2
5	1415	Nguyen Thi Huong	VIE	24 Nov 2001	5	13.24	13.32	13.26	X	X	13.59	<b>13.59</b>
						-2.0	-0.2	+0.3			-0.0	-0.0
6	1202	Mariya Yefremova	KAZ	19 Oct 1998	10	13.30	13.36	13.10	X	13.57	X	<b>13.57</b>
						-0.8	-0.5	+0.8		-0.1		-0.1
7	1419	Tran Thi Loan	VIE	1 May 2000	9	13.18	13.20	13.17	13.41	13.17	13.08	<b>13.41</b>
						+0.2	-0.8	-1.1	-1.9	-0.1	-2.1	-1.9
8	1400	Roksana Khudoyarova	UZB	30 Jan 2001	7	X	12.65	X	X	13.32	13.34	<b>13.34</b>
							-1.4			-1.7	-2.0	-2.0
9	1371	Parinya Chuaimaroeng	THA	16 Dec 1997	4	X	X	12.41				<b>12.41</b>
								+0.3				+0.3
10	1227	Huijin Lee	KOR	25 Nov 1998	1	12.15	X	X				<b>12.15</b>
						-0.3						-0.3
11	1075	Shannon Vera Chan	HKG	19 Aug 1998	2	11.69	X	12.10				<b>12.10</b>
						-1.5		+0.3				+0.3
12	1254	Yujin Lee	KOR	6 May 1997	3	11.57	11.92	X				<b>11.92</b>
						-1.7	+1.1					+1.1



Recorder : \_\_\_\_\_

Chief Judge : \_\_\_\_\_

Referee : \_\_\_\_\_

### Record History

Page 1 / 1

Record	Result	Name	Nat.	Location	Date
WR	15.74	Yulimar ROJAS	VEN	Stark Arena, Beograd (SRB) (i)	20 Mar 2022
WL	14.93	Leyanis PÉREZ HERNÁNDEZ	CUB	Sports Training Center, Nanjing (CHN) (i)	22 Mar 2025
AR	15.25	Olga RYPAKOVA	KAZ	Poljud Stadion, Split (CRO)	4 Sep 2010
AL	13.91	Yi LI	CHN	Shanxi Athletics Administrative Center, Xi'an (i) (CHN)	15 Feb 2025
CR	14.69	RYPAKOVA Olga	KAZ	International Stadium Amman (JOR)	28 Jul 2007



# 26th Asian Athletics Championships 2025 Gumi

Gumi (Republic of Korea) | 27 - 31 May 2025

## Horizontal Jump Events Record Card

Women's Triple Jump - Final / No. 117

Date: 2025. 5. 27. (Day 1)


Start Time 14:45

Finish Time 16:03

Competition Area: Gumi Stadium, Gumi - Republic of Korea

Start	Bib	Athlete	Nation	FIRST trial		SECOND trial		THIRD trial		Best of 1-3	Pos / After 3	FOURTH trial	FIFTH trial		Pos / Last Trial	SIXTH trial		Best of All	RANK	Remarks
				Wind		Wind		Wind					Wind							
1	1227	Huijin Lee	KOR	12.15	X	X	X	X	12.15	1					1			12.15	10	
2	1075	Shannon Vera Chan	HKG	11.69	X	X	12.10	X	12.10	1					1			12.10	11	
3	1254	Yujin Lee	KOR	11.57	X	11.92	X	X	11.92	1					1			11.92	12	
4	1371	Parinya Chuaimaroeng	THA	X	X	X	12.41	X	12.41	1					1			12.41	9	
5	1415	Nguyen Thi Huong	VIE	13.24	X	13.32	13.26	13.26	13.32	5, 4		X	X		1		13.59	13.59	5	
6	1159	Maoko Takashima	JPN	13.26	X	12.26	13.40	13.40	13.40	3, 6		13.39	13.36		1		13.64	13.64	4	
7	1400	Roksana Khudoyarova	UZB	X	X	12.65	X	X	12.65	8, 1		X	13.32		1		13.34	13.34	8	
8	1160	Mariko Morimoto	JPN	13.31	X	X	X	X	13.31	6, 3		13.41	13.65		1		X	13.65	3	
9	1419	Tran Thi Loan	VIE	13.18	X	13.20	13.17	13.17	13.20	7, 2		13.41	13.17		1		13.08	13.41	7	
10	1202	Mariya Yefremova	KAZ	13.30	X	13.36	13.10	13.10	13.36	4, 5		X	13.67		1		X	13.57	6	

Recorder: 

Chief Judge: 

Referee: 

# 26th Asian Athletics Championships 2025 Gumi

Gumi (Republic of Korea) | 27 - 31 May 2025

## Horizontal Jump Events Record Card



Women's Triple Jump - Final / No. 117

Date : 2025. 5. 27. (Day 1)

Start Time 14:45

Finish Time 16:03

Competition Area : Gumi Stadium, Gumi - Republic of Korea

Start	Bib	Athlete	Nation	Wind			Best of 1-3	Pos / After 3	FIFTH trial		Pos / Last Trial	SIXTH trial		Best of All	RANK	Remarks
				FIRST trial	SECOND trial	THIRD trial			Wind	Wind		Wind	Wind			
11	1403	Sharifa Davronova	UZB	X	X	(13.49)	13.49	217	X	(13.74)	1	13.72	13.74	2		
12	1025	Li Yi	CHN	13.38	(13.65)	X	13.65	118	13.66	13.46	1	(13.80)	13.80	1		

Recorder : Lee Min Ah

Chief Judge : Yoon Hyeon

Referee : Yoon Hyeon



# 26th Asian Athletics Championships 2025 Gumi

Gumi (Republic of Korea) | 27 - 31 May 2025

## Horizontal Jump Events Record Card



Women's Triple Jump - Final / No. 117

Date: 2025. 5. 27. (Day 27)

Start Time 14:45

Finish Time 16:03

Competition Area: Gumi Stadium, Gumi - Republic of Korea

Competition Area : Gumi Stadium, Gumi - Republic of Korea

Final Time

Start	Bib	Athlete	Nation	FIRST trial		SECOND trial		THIRD trial		Best of 1-3	Pos / After 3	FOURTH trial		FIFTH trial		Pos / Last Trial	SIXTH trial		Best of All	RANK	Remarks
				Wind		Wind		Wind				Wind		Wind							
1	1227	Huijin Lee	KOR	-0.3	-0.7	+0.3					1					1					
2	1075	Shannon Vera Chan	HKG	-1.5	-1.6	+0.3					1					1					
3	1254	Yujin Lee	KOR	-1.7	+1.1	+0.4					1					1					
4	1371	Parinya Chuaimaroeng	THA	+0.1	+0.5	+0.3					1					1					
5	1415	Nguyen Thi Huong	VIE	-2.0	-0.2	+0.3					14		-3.4	+0.3		1		-0.0			
6	1159	Maoko Takashima	JPN	-0.9	-2.1	+0.2					16		-0.7	-0.3		1		+0.2			
7	1400	Roksana Khudoyarova	UZB	-0.9	-1.4	+0.1					11		-0.12	-1.7		1		-2.0			
8	1160	Mariko Morimoto	JPN	+0.2	-1.6	+0.3					13		<del>-1.9</del> -1.4	-1.4		1		-0.4			
9	1419	Tran Thi Loan	VIE	+0.2	-0.8	-1.1					12		-1.9	-0.1		1		-2.1			
10	1202	Mariya Yefremova	KAZ	-0.8	-0.5	+0.8					15		-0.4	-0.1		1		-1.2			

Recorder: 신 호성

Chief Judge: 정 호근

Referee: 정 호근

# 26th Asian Athletics Championships 2025 Gumi

Gumi (Republic of Korea) | 27 - 31 May 2025

## Horizontal Jump Events Record Card



Women's Triple Jump - Final / No. 117

Date : 2025. 5. 27. (Day 2)

Start Time 14 : 45

Finish Time 16 : 03

Competition Area : Gumi Stadium, Gumi - Republic of Korea

Start	Bib	Athlete	Nation	Wind			Best of 1-3	Pos / After 3	Wind		FIFTH trial	Pos / Last Trial	Wind		SIXTH trial	Best of All	RANK	Remarks
				FIRST trial	SECOND trial	THIRD trial												
11	1403	Sharifa Davronova	UZB	-1.3	+0.7	-1.5		17	-0.6	-1.3		1	-1.5					
12	1025	LI Yi	CHN	+0.3	-0.4	-0.8		18	-0.3	-0.8		1	-0.9					

Recorder : 신호영

Chief Judge : 정종민

Referee : 김민서



# 26<sup>th</sup> ASIAN ATHLETICS CHAMPIONSHIPS

27. MAY ~31. MAY 2025 Gumi Stadium in Gumi KOREA



## FORM of CONFORMITY - Record of Scientific Measurement

■To ensure that the equipment is operating correctly, the Measurement Judge(Scientific) shall, before and after the event, supervise a set of measurements in conjunction with the judges and under the supervision of the Referee(and if possible, the ITO assigned to the event), to confirm agreement with results achieved using a calibrated certified steel tape. A form of conformity shall be issued and signed by all those involved in the test and attached to the results card. (WA Rule 135)

Name and Place of Facility:

Gumi Stadium in Gumi KOREA

Event: TRIPLE JUMP

Female: ☒

Male: ☐

Date: 27 05 2025

Start Time:

Finish Time:

Measurement Service Provider:

LEICA GEOSYSTEMS AG KOREA

Measurement Device

Type:

TS15 | 5" R500

Manufacturer:

LEICA GEOSYSTEMS AG

Model:

VIVA TS16

Serial Number:

3016841

### Control Measurements\*

Steel Tape:	Manufacturer:	KOMERON	product No:	KMS-900R
		No. 1	No. 2	No. 3
Before Event:	By Device:	12.00	12.10	12.18
	By Tape:	12.00	12.10	12.18
Time:	13:44	Weather: SUNNY	Temperature °C:	26°C
		No. 1	No. 2	No. 3
After Event:	By Device:	13.80		
	By Tape:			
Time:	16:03	Weather: SUNNY	Temperature °C:	

\*Control measurements to be taken over the range and spread of distances likely to be measured for the event

Measurement Judgd (Name):

최종호

Signature:

최종호

Chief Judge (Name):

황심환

Signature:

Referee (Name):

Ahmed

Signature:

mike

26<sup>TH</sup> Asian Athletics Championships 2025 Gumi  
27 May ~ 31 May 2025, Gumi Stadium, Gumi Korea

2025구미아시아육상경기선수권대회  
2025년 5월 27일 ~ 5월 31일, 구미스타디움



## OFFICIAL RESULT

No. 118

### Men's 100m

Round 1 Heats 4 / 5

27 May 2025 / 15:00

4Q+4q

Wind : -1.1m/s

Rank	Bib	Name	Nat.	Birth	Lane	Result	Reaction Time	
1	507	Malham Al Balushi	OMA	2 Sep 2000	4	<b>10.41</b> (.404)	0.176	Q
2	147	Wang Shengjie	CHN	31 Mar 2000	5	<b>10.41</b> (.407)	0.173	Q
3	263	Hassan Taftian	IRI	4 May 1993	3	<b>10.47</b>	0.202	Q
4	461	Jonathan Nyepa	MAS	26 Mar 1996	6	<b>10.59</b>	0.188	Q
5	336	Almat Tulebayev	KAZ	21 Nov 2000	2	<b>10.81</b> (.801)	0.210	
5	246	Adith Rico Pradana	INA	7 Mar 2001	8	<b>10.81</b> (.801)	0.209	
7	109	Md Ismail	BAN	16 Apr 1992	7	<b>11.03</b>	0.241	
8	521	Omar Chaaban	PLE	18 Aug 2006	1	<b>11.41</b>	0.226	

*Handwritten signature/initials*

### Record History

Page 4 / 5

Record	Result	Name	Nat.	Location	Date
WR	9.58	Usain BOLT	JAM	Olympiastadion, Berlin (GER)	16 Aug 2009
WL	9.90	Akani SIMBINE	RSA	National Stadium, Gaborone (BOT)	12 Apr 2025
AR	9.83	Bingtian SU	CHN	National Stadium, Tokyo (JPN)	1 Aug 2021
AL	10.03	Ali AL BALUSHI	OMA	Suhaim bin Hamad Stadium, Doha (QAT)	7 Apr 2025
CR	9.91	FEMI Seun Ogunode	QAT	Sports Center Stadium Wuhan(CHN)	4 Jun 2015

## OFFICIAL RESULT

No. 118

### Men's 100m

Round 1 Heats 5 / 5

27 May 2025 / 15:00

4Q+4q

Wind : +1.4m/s

Rank	Bib	Name	Nat.	Birth	Lane	Result	Reaction Time	
1	295	Hiroki Yanagita	JPN	25 Jul 2003	6	10.25	0.219	Q SB
2	564	Abdullah Abkar M. Mohammed	KSA	1 Jan 1997	4	10.29	0.197	Q
3	384	Minjun Seo	KOR	15 Jan 2004	5	10.35	0.160	Q PB
4	285	Saif Raad Al-rammahi	IRQ	11 Feb 2002	3	10.46	0.198	Q
5	638	Chutithat Pruksorranan	THA	24 Aug 2007	7	10.62	0.181	q
6	480	Ibadulla Adam	MDV	14 Jan 2002	1	10.78	0.139	SB
7	660	Lukman Gurbandurdyev	TKM	6 Nov 1999	8	10.82	0.176	
8	501	Shiva Raj Parki	NEP	19 Oct 1991	2	11.08	0.191	

AS  
TD

### Record History

Page 5 / 5

Record	Result	Name	Nat.	Location	Date
WR	9.58	Usain BOLT	JAM	Olympiastadion, Berlin (GER)	16 Aug 2009
WL	9.90	Akani SIMBINE	RSA	National Stadium, Gaborone (BOT)	12 Apr 2025
AR	9.83	Bingtian SU	CHN	National Stadium, Tokyo (JPN)	1 Aug 2021
AL	10.03	Ali AL BALUSHI	OMA	Suhaim bin Hamad Stadium, Doha (QAT)	7 Apr 2025
CR	9.91	FEMI Seun Ogunode	QAT	Sports Center Stadium Wuhan(CHN)	4 Jun 2015

## OFFICIAL RESULT

No. 118

### Men's 100m

Round 1 Heats 2 / 5

27 May 2025 / 15:00

4Q+4q

Wind : -0.5m/s

Rank	Bib	Name	Nat.	Birth	Lane	Result	Reaction Time	
1	613	Chamod Mahinsasa Yodhasinghe Yodhasinghege	SRI	28 Jan 2000	4	10.40	0.192	Q
2	187	Chun Ting Kwok	HKG	17 Oct 2007	5	10.49	0.183	Q
3	346	Vitaliy Zems	KAZ	29 Mar 1996	6	10.51	0.162	Q
4	251	Lalu Muhammad Zohri	INA	1 Jul 2000	3	10.54	0.180	Q
5	332	Zaid Ashraf Omar Al-awamleh	JOR	17 Aug 2002	7	10.66	0.162	q
6	448	Kin Wa Chan	MAC	5 Sep 2002	2	10.85	0.194	
7	498	Aayush Kunwar	NEP	24 Jan 1995	8	11.27	0.198	



### Record History

Page 2 / 5

Record	Result	Name	Nat.	Location	Date
WR	9.58	Usain BOLT	JAM	Olympiastadion, Berlin (GER)	16 Aug 2009
WL	9.90	Akani SIMBINE	RSA	National Stadium, Gaborone (BOT)	12 Apr 2025
AR	9.83	Bingtian SU	CHN	National Stadium, Tokyo (JPN)	1 Aug 2021
AL	10.03	Ali AL BALUSHI	OMA	Suhaim bin Hamad Stadium, Doha (QAT)	7 Apr 2025
CR	9.91	FEMI Seun Ogunode	QAT	Sports Center Stadium Wuhan(CHN)	4 Jun 2015

## OFFICIAL RESULT

No. 118

### Men's 100m

Round 1 Heats 3 / 5

27 May 2025 / 15:00

4Q+4q

Wind : +1.4m/s

Rank	Bib	Name	Nat.	Birth	Lane	Result	Reaction Time	
1	649	Puripol Boonson	THA	13 Jan 2006	3	10.22	0.214	Q
2	292	Akihiro Higashida	JPN	13 Dec 1995	7	10.29	0.198	Q SB
3	554	Salah Nur I A Yunis	QAT	10 Jan 2006	4	10.36	0.204	Q
4	600	Marc Brian Louis	SGP	7 Aug 2002	6	10.37	0.179	Q SB
5	433	Noureddine Hadid Hadid	LBN	28 Jan 1993	5	10.62	0.199	q
6	462	Khairul Hafiz Jantan	MAS	22 Jul 1998	2	10.71	0.169	
7	487	Zulkhoo Otgontugs	MGL	10 Dec 2001	8	11.16	0.207	



### Record History

Page 3 / 5

Record	Result	Name	Nat.	Location	Date
WR	9.58	Usain BOLT	JAM	Olympiastadion, Berlin (GER)	16 Aug 2009
WL	9.90	Akani SIMBINE	RSA	National Stadium, Gaborone (BOT)	12 Apr 2025
AR	9.83	Bingtian SU	CHN	National Stadium, Tokyo (JPN)	1 Aug 2021
AL	10.03	Ali AL BALUSHI	OMA	Suhaim bin Hamad Stadium, Doha (QAT)	7 Apr 2025
CR	9.91	FEMI Seun Ogunode	QAT	Sports Center Stadium Wuhan(CHN)	4 Jun 2015

## OFFICIAL RESULT

No. 118

### Men's 100m

Round 1 Heats 1 / 5

27 May 2025 / 15:00

4Q+4q

Wind : +1.3m/s

Rank	Bib	Name	Nat.	Birth	Lane	Result	Reaction Time	
1	505	Ali Al Balushi	OMA	24 Apr 2002	3	<b>10.34</b>	0.214	Q
2	375	Joeljin Nwamadi	KOR	6 Feb 2006	5	<b>10.39</b> (.381)	0.167	Q <b>SB</b>
3	132	He Jinxian	CHN	13 Nov 2006	4	<b>10.39</b> (.383)	0.214	Q
4	205	Yat Lok Chan	HKG	6 Jan 2007	2	<b>10.58</b>	0.215	Q
5	449	Lok Io Leong	MAC	24 Jan 2008	8	<b>10.66</b>	0.217	q <b>PB</b>
6	629	Favoris Muzrapov	TJK	15 Nov 1998	6	<b>10.73</b>	0.187	
7	658	Alisher Sadulayev	TKM	25 Jan 1997	7	<b>10.89</b>	0.184	

AL  
TD

### Record History

Page 1 / 5

Record	Result	Name	Nat.	Location	Date
WR	9.58	Usain BOLT	JAM	Olympiastadion, Berlin (GER)	16 Aug 2009
WL	9.90	Akani SIMBINE	RSA	National Stadium, Gaborone (BOT)	12 Apr 2025
AR	9.83	Bingtian SU	CHN	National Stadium, Tokyo (JPN)	1 Aug 2021
AL	10.03	Ali AL BALUSHI	OMA	Suhaim bin Hamad Stadium, Doha (QAT)	7 Apr 2025
CR	9.91	FEMI Seun Ogunode	QAT	Sports Center Stadium Wuhan(CHN)	4 Jun 2015



## RESULT

No. 119

### Men's 400m

Semi-Final 1 / 2

27 May 2025 / 15:40

3Q+2q

Rank	Bib	Name	Nat.	Birth	Lane	Record	Reaction Time
1	544	Ammar Ismail Y Ibrahim	QAT	18 Sep 1996	4	<b>46.05</b>	0.197 <b>Q</b>
2	302	Kentaro Sato	JPN	16 Nov 1994	5	<b>46.19</b>	0.229 <b>Q</b>
3	475	Umar Osman	MAS	11 Aug 2003	3	<b>46.73</b>	0.198 <b>Q</b>
4	219	Jay Kumar	IND	10 Jun 2006	7	<b>46.87</b>	0.247
5	391	Seungkyun Joo	KOR	3 Sep 2001	8	<b>47.31</b>	0.238
6	418	Yousef Karam	KUW	15 Jul 1993	1	<b>47.39</b>	0.190
7	576	Ibrahim Mohammed M. Fatini	KSA	13 Jun 1999	2	<b>47.49</b>	0.193
8	131	Fu Haoran	CHN	21 Apr 2005	6	<b>49.99</b>	0.247

HL  
/ 19

Recorder : \_\_\_\_\_

Chief Judge : \_\_\_\_\_

Referee : \_\_\_\_\_

### Record History

Page 1 / 1

Record	Result	Name	Nat.	Location	Date
WR	43.03	Wayde VAN NIEKERK	RSA	Estádio Olímpico, Rio de Janeiro (BRA)	14 Aug 2016
WL	43.98	Jacory PATTERSON	USA	Ansin Sports Complex, Miramar, FL (USA)	3 May 2025
AR	43.93	Youssef Ahmed MASRAHI	KSA	National Stadium, Beijing (CHN)	23 Aug 2015
AL	45.50	Fuga SATO	JPN	Prefectural Shizuoka Stadium, Fukuroi (JPN)	3 May 2025
CR	44.61	Thilakarathne R.A.Sugath	SRI	Fukuoka(JPN)	20 Jul 1998

## RESULT

No. 119

### Men's 400m

Semi-Final 2 / 2

27 May 2025 / 15:40

3Q+2q

Rank	Bib	Name	Nat.	Birth	Lane	Record	Reaction Time	
1	293	Fuga Sato	JPN	1 Jun 1996	4	<b>45.74</b> (.735)	0.183	Q
2	617	Kalinga Kumarage Hewa Kumarage	SRI	25 Sep 1992	6	<b>45.74</b> (.740)	0.197	Q
3	238	Vishal Thennarasu Kayalvizhi	IND	17 Dec 2003	7	<b>46.05</b>	0.226	Q
4	546	Ashraf Hussen M Osman	QAT	2 Dec 2001	8	<b>46.12</b>	0.210	q
5	382	Mingyu Shin	KOR	9 Mar 2000	3	<b>46.44</b>	0.193	q
6	287	Taha Hussein Yaseen	IRQ	1 Jan 1998	1	<b>47.07</b>	0.232	
7	516	Shajar Abbas	PAK	19 May 2000	2	<b>47.38</b>	0.203	
8	156	Zhang Qining	CHN	23 Feb 2003	5	<b>48.89</b>	0.196	

Handwritten signature/initials

Recorder : \_\_\_\_\_

Chief Judge : \_\_\_\_\_

Referee : \_\_\_\_\_

### Record History

Page 1 / 1

Record	Result	Name	Nat.	Location	Date
WR	<b>43.03</b>	Wayde VAN NIEKERK	RSA	Estádio Olímpico, Rio de Janeiro (BRA)	14 Aug 2016
WL	<b>43.98</b>	Jacory PATTERSON	USA	Ansin Sports Complex, Miramar, FL (USA)	3 May 2025
AR	<b>43.93</b>	Youssef Ahmed MASRAHI	KSA	National Stadium, Beijing (CHN)	23 Aug 2015
AL	<b>45.50</b>	Fuga SATO	JPN	Prefectural Shizuoka Stadium, Fukuroi (JPN)	3 May 2025
CR	<b>44.61</b>	Thilakaratne R.A.Sugath	SRI	Fukuoka(JPN)	20 Jul 1998

## RESULT

No. 121

### Men's 10000m

Final

27 May 2025 / 16:20

Rank	Bib	Name	Nat.	Birth	Order	Record
1	217	Gulveer Singh	IND	1 Jun 1998	1	28:38.63
2	306	Mebuki Suzuki	JPN	3 Jun 2001	2	28:43.84
3	104	Albert Kibichi Rop	BRN	17 Jul 1992	5	28:46.82 <span>SB</span>
4	232	Sawan Barwal	IND	18 Feb 1998	3	28:50.53
5	152	Yu Shuiqing	CHN	1 Oct 2006	4	28:57.39 <span>PB</span>
6	103	Abdikani Mohamed Hamid	BRN	2 Jan 2005	17	29:30.93
7	369	Jaewoo Park	KOR	26 Mar 2005	6	29:42.05 <span>PB</span>
8	424	Nursultan Keneshbekov	KGZ	25 Mar 2000	18	29:45.00
9	484	Gantulga Dambadarjaa	MGL	3 Feb 1989	19	30:08.69
10	359	Geonoh Kim	KOR	27 Jan 2001	10	30:11.33
11	394	Taehun Kim	KOR	30 Apr 2004	7	30:15.21
12	253	Robi Syianturi	INA	8 Jan 1998	12	30:17.94 <span>SB</span>
13	141	Mao Jinhu	CHN	2 Aug 2002	9	30:40.11
14	423	Ilia Tiapkin	KGZ	2 Aug 1991	14	31:31.76
15	189	Chun Yin Tse	HKG	11 Apr 2001	8	32:15.71



Recorder : \_\_\_\_\_

Chief Judge : \_\_\_\_\_

Referee : \_\_\_\_\_

### Record History

Page 1 / 2

Record	Result	Name	Nat.	Location	Date
WR	26:11.00	Joshua CHEPTEGEI	UGA	Estadio de Atletismo del Turia, Valencia (ESP)	7 Oct 2020
WL	26:50.21	Ishmael Rokitto KIPKURUI	KEN	JSerra Catholic HS, San Juan Capistrano, CA (USA)	29 Mar 2025
AR	26:38.76	Ahmad Hassan ABDULLAH	QAT	Boudewijnstadion, Bruxelles (BEL)	5 Sep 2003
AL	27:00.02	Gulveer SINGH	IND	San Juan Capistrano, CA (IND)	29 Mar 2025
CR	28:23.70	Ali Hassan Mahboob	BRN	Guangzhou (CHN)	14 Nov 2009





## RESULT

No. 121

### Men's 10000m

Final

27 May 2025 / 16:20

Rank	Bib	Name	Nat.	Birth	Order	Record
16	593	Boon Hee, Shaun Goh	 SGP	12 Jan 1997	13	32:20.98
17	121	Pheara Vann	 CAM	15 Oct 1996	16	34:23.77
	673	Andrey Petrov	 UZB	13 Oct 1986	11	DNF
	117	Sangay	 BHU	1 Jan 1991	15	DNF



Recorder : \_\_\_\_\_

Chief Judge : \_\_\_\_\_

Referee : \_\_\_\_\_

### Record History

Page 2 / 2

Record	Result	Name	Nat.	Location	Date
WR	26:11.00	Joshua CHEPTEGEI	UGA	Estadio de Atletismo del Turia, Valencia (ESP)	7 Oct 2020
WL	26:50.21	Ishmael Rokitto KIPKURUI	KEN	JSerra Catholic HS, San Juan Capistrano, CA (USA)	29 Mar 2025
AR	26:38.76	Ahmad Hassan ABDULLAH	QAT	Boudewijnstadion, Bruxelles (BEL)	5 Sep 2003
AL	27:00.02	Gulveer SINGH	IND	San Juan Capistrano, CA (IND)	29 Mar 2025
CR	28:23.70	Ali Hassan Mahboob	BRN	Guangzhou (CHN)	14 Nov 2009



## 결승점 - 결과

Camera S/N: 70535

출발: 2025-05-27 16:05:42.24 풍속: +0.4 M/S NE

Rank	Bib	Lane	Name	Nation	Mark	승인	ReacTime	Laps
1	217	1	Gulveer Singh	IND	28:38.630	P-425		0
2	306	2	Mebuki Suzuki	JPN	28:43.836	P-426		0
3	104	5	Albert Kibichi Rop	BRN	28:46.820	P-429		0
4	232	3	Sawan Barwal	IND	28:50.524	P-427		0
5	152	4	Yu Shuiqing	CHN	28:57.384	P-428		0
6	103	17	Abdikani Mohamed Hamid	BRN	29:30.922	P-441		0
7	369	6	Jaewoo Park	KOR	29:42.048	P-430		0
8	424	18	Nursultan Keneshbekov	KGZ	29:44.997	P-442		0
9	484	19	Gantulga Dambadarjaa	MGL	30:08.688	P-445		0
10	359	10	Geonoh Kim	KOR	30:11.325	P-434		0
11	394	7	Taehun Kim	KOR	30:15.206	P-431		0
12	253	12	Robi Syianturi	INA	30:17.935	P-436		0
13	141	9	Mao Jinhu	CHN	30:40.108	P-433		0
14	423	14	Ilia Tiapkin	KGZ	31:31.760	P-438		0
15	189	8	Chun Yin Tse	HKG	32:15.706	P-432		0
16	593	13	Boon Hee Shaun Goh	SGP	32:20.979	P-437		1
17	121	16	Pheera Vann	CAM	34:23.769	P-440		0
DNF	673	11	Andrey Petrov	UZB		P-435		9
DNF	117	15	Sangay	BHU		P-439		0

## SUMMARY

### Decathlon

400m

27 May 2025 / 17:15

Rank	Bib	Name	Nat.	Birth	100m	longjump	shotput	highjump	400m	110mH	discusthrow	polevault	javelinthrow	1500m	Point
1	236	Tejaswin Shankar	IND	21 Dec 1998	817 11.2 -0.8	881 7.28 +0.2	715 13.79	982 2.19	810 50.1						4205
2	325	Yuma Maruyama	JPN	3 Jun 1998	878 10.92 -0.8	876 7.26 -0.8	704 13.61	758 1.95	849 49.25						4065
3	130	Fei Xiang	CHN	9 Sep 1998	755 11.49 -1.1	828 7.06 +0.1	682 13.25	813 2.01	797 50.39						3875
4	163	Chen Yu Wang	TPE	12 Dec 1999	786 11.34 -0.8	821 7.03 +0.1	720 13.86	758 1.95	784 50.66						3869
5	165	Chia Hsuan Cho	TPE	20 Jun 2002	801 11.27 -0.8	821 7.03 +0.9	621 12.24	731 1.92	771 50.96						3745
6	298	Keisuke Okuda	JPN	23 Oct 1996	850 11.05 -1.1	750 6.73 +1.4	660 12.88	577 1.74	885 48.5						3722
7	381	Junyoung Park	KOR	2 Apr 2002	789 11.33 -0.8	753 6.74 -0.3	592 11.76	758 1.95	793 50.47						3685
8	279	Haman Abdullah Ghairi	IRQ	2 Oct 2000	746 11.53 -1.1	750 6.73 +0.3	631 12.40	679 1.86	850 49.24						3656
9	528	Hokett Delos Santos	PHI	28 Oct 2002	742 11.55 -1.1	606 6.09 +1.0	541 10.92	602 1.77	853 49.17						3344
	584	Muhsin Hasan A. Al dabboos	KSA	25 Jul 2000	797 11.29 -1.1	0 DNS	0 DNS								DNF

Handwritten signature/initials.

## Record History

Page 1 / 2

Record	Result	Name	Nat.	Location	Date
WR	9126	Kevin MAYER	FRA	Stade Pierre Paul Bernard, Talence (FRA)	16 Sep 2018
WL	8265	Till STEINFORTH	GER	Drake Stadium, Des Moines, IA (USA)	24 Apr 2025
AR	8725	Dmitriy KARPOV	KAZ	Olympic Stadium, Athina (GRE)	24 Aug 2004
AL	7603	Tejaswin SHANKAR	IND	Maharaja's College Grounds, Kochi (IND)	24 Apr 2025
CR	8037	KARPOV Dmitriy	KAZ	Pune (IND)	7 Jul 2013

## SUMMARY

### Decathlon

400m

27 May 2025 / 17:15

Rank	Bib	Name	Nat.	Birth	100m	longjump	shotput	highjump	400m	110mH	discusthrow	polevault	javelinthrow	1500m	Point
682		<b>Nodir Norbaev</b>	UZB	4 Feb 2005	<b>753</b> 11.5 -1.1	<b>776</b> 6.84 +0.3	<b>0</b> DNS								<b>DNF</b>

19

## Record History

Page 2 / 2

Record	Result	Name	Nat.	Location	Date
<b>WR</b>	<b>9126</b>	Kevin MAYER	FRA	Stade Pierre Paul Bernard, Talence (FRA)	16 Sep 2018
<b>WL</b>	<b>8265</b>	Till STEINFORTH	GER	Drake Stadium, Des Moines, IA (USA)	24 Apr 2025
<b>AR</b>	<b>8725</b>	Dmitriy KARPOV	KAZ	Olympic Stadium, Athina (GRE)	24 Aug 2004
<b>AL</b>	<b>7603</b>	Tejaswin SHANKAR	IND	Maharaja's College Grounds, Kochi (IND)	24 Apr 2025
<b>CR</b>	<b>8037</b>	KARPOV Dmitriy	KAZ	Pune (IND)	7 Jul 2013



# ALL RESULTS

# DAY 2

28 MAY 2025

26<sup>TH</sup> ASIAN ATHLETICS CHAMPIONSHIPS

GUMI, KOREA



## SUMMARY

### Decathlon

110m Hurdles

28 May 2025 / 10:00

Rank	Bib	Name	M.F.	Birth	100m	longjump	shotput	highjump	400m	110mH	discusthrow	polevault	javelinthrow	1500m	Point
1	236	Tejaswin Shankar	IND	21 Dec 1998	817 11.2 -0.8	881 7.28 +0.2	715 13.79	982 2.19	810 50.1	901 14.58 +0.9					5106
2	325	Yuma Maruyama	JPN	3 Jun 1998	878 10.92 -0.8	876 7.26 -0.8	704 13.61	758 1.95	849 49.25	907 14.53 +0.9					4972
3	130	Fei Xiang	CHN	9 Sep 1998	755 11.49 -1.1	828 7.06 +0.1	682 13.25	813 2.01	797 50.39	897 14.61 -0.1					4772
3	163	Chen Yu Wang	TPE	12 Dec 1999	786 11.34 -0.8	821 7.03 +0.1	720 13.86	758 1.95	784 50.66	903 14.56 -0.1					4772
5	165	Chia Hsuan Cho	TPE	20 Jun 2002	801 11.27 -0.8	821 7.03 +0.9	621 12.24	731 1.92	771 50.96	890 14.67 +0.9					4635
6	298	Keisuke Okuda	JPN	23 Oct 1996	850 11.05 -1.1	750 6.73 +1.4	660 12.88	577 1.74	885 48.5	860 14.91 +0.9					4582
7	381	Junyoung Park	KOR	2 Apr 2002	789 11.33 -0.8	753 6.74 -0.3	592 11.76	758 1.95	793 50.47	801 15.41 +0.9					4486
8	279	Haman Abdullah G hraiiri	IRQ	2 Oct 2000	746 11.53 -1.1	750 6.73 +0.3	631 12.40	679 1.86	850 49.24	812 15.31 -0.1					4468
9	528	Hokett Delos Santos	PHI	28 Oct 2002	742 11.55 -1.1	606 6.09 +1.0	541 10.92	602 1.77	853 49.17	810 15.33 -0.1					4154
	584	Muhsin Hasan A. Al dabboos	KSA	25 Jul 2000	797 11.29 -1.1	0 DNS -1.1	0 DNS								DNF
	682	Nodir Norbaev	UZB	4 Feb 2005	753 11.5 -1.1	776 6.84 +0.3	0 DNS								DNF

810 27 28/5

## Record History

Page 1 / 1

Record	Result	Name	M.F.	Location	Date
WR	9126	Kevin MAYER	FRA	Stade Pierre Paul Bernard, Talence (FRA)	16 Sep 2018
WL	8265	Till STEINFORTH	GER	Drake Stadium, Des Moines, IA (USA)	24 Apr 2025
AR	8725	Dmitriy KARPOV	KAZ	Olympic Stadium, Athina (GRE)	24 Aug 2004
AL	7603	Tejaswin SHANKAR	IND	Maharaja's College Grounds, Kochi (IND)	24 Apr 2025
CR	8037	KARPOV Dmitriy	KAZ	Pune (IND)	7 Jul 2013

## RESULT





No. 201

### Decathlon

110m Hurdles 1 / 2

28 May 2025 / 10:00

Wind : -0.1m/s

Rank	Bib	name	M.F.	Birth	Lane	Record	Reaction Time	Point
1	163	Chen Yu Wang	 TPE	12 Dec 1999	5	<b>14.56</b>	0.172	<b>903</b>
2	130	Fei Xiang	 CHN	9 Sep 1998	2	<b>14.61</b>	0.199	<b>897</b>
3	279	Haman Abdullah Ghairi	 IRQ	2 Oct 2000	4	<b>15.31</b>	0.208	<b>812</b>
4	528	Hokett Delos Santos	 PHI	28 Oct 2002	3	<b>15.33</b>	0.190	<b>810</b>

*Handwritten signature and date 28/5*

Recorder : \_\_\_\_\_

Chief Judge : \_\_\_\_\_

Referee : \_\_\_\_\_

### Record History

Page 1 / 1

Record	Result	Name	M.F.	Location	Date
WR	12.80	Aries MERRITT	USA	Boudewijnstadion, Bruxelles (BEL)	7 Sep 2012
WL	12.87	Cordell TINCH	USA	China Textile City Sports Centre, Shaoxing/Keqiao (CHN)	3 May 2025
AR	12.88	Xiang LIU	CHN	Stade Olympique de la Pontaise, Lausanne (SUI)	11 Jul 2006
AL	13.10	Rachid MURATAKE	JPN	China Textile City Sports Centre, Shaoxing/Keqiao (CHN)	3 May 2025
CR	13.21	XIE Wenjun	CHN	Khalifa International Stadium Doha (QAT)	24 Apr 2019

결승점 - 결과

Camera SN: 70535

출발: 2025-05-28 10:02:18.02 풍속: -0.1 M/S E

Rank	Bib	Lane	Name	Nation	Mark	승인	ReacTime	Laps
1	163	5	Chen Yu Wang	TPE	14.552		0.172	
2	130	2	Fei Xiang	CHN	14.610		0.199	
3	279	4	Haman Abdullah Ghairi	IRQ	15.306		0.208	
4	528	3	Hokett Delos Santos	PHI	15.326		0.190	

## RESULT

No. 201

### Decathlon

110m Hurdles 2 / 2

28 May 2025 / 10:00

Wind : -0.1m/s

Rank	Bib	name	M.F.	Birth	Lane	Record	Reaction Time	Point
1	325	Yuma Maruyama	JPN	3 Jun 1998	7	14.53	0.173	907
2	236	Tejaswin Shankar	IND	21 Dec 1998	4	14.58	0.157	901
3	165	Chia Hsuan Cho	TPE	20 Jun 2002	6	14.67	0.191	890
4	298	Keisuke Okuda	JPN	23 Oct 1996	3	14.91	0.240	860
5	381	Junyoung Park	KOR	2 Apr 2002	5	15.41	0.233	801

*Handwritten signature and date 28/5*

Recorder : \_\_\_\_\_

Chief Judge : \_\_\_\_\_

Referee : \_\_\_\_\_

### Record History

Page 1 / 1

Record	Result	Name	M.F.	Location	Date
WR	12.80	Aries MERRITT	USA	Boudewijnstadion, Bruxelles (BEL)	7 Sep 2012
WL	12.87	Cordell TINCH	USA	China Textile City Sports Centre, Shaoxing/Keqiao (CHN)	3 May 2025
AR	12.88	Xiang LIU	CHN	Stade Olympique de la Pontaise, Lausanne (SUI)	11 Jul 2006
AL	13.10	Rachid MURATAKE	JPN	China Textile City Sports Centre, Shaoxing/Keqiao (CHN)	3 May 2025
CR	13.21	XIE Wenjun	CHN	Khalifa International Stadium Doha (QAT)	24 Apr 2019



결승점 - 결과

Camera S/N: 7053

출발: 2025-05-28 10:10:44.05    풍속: +0.9 M/S N

Rank	Bib	Lane	Name	Nation	Mark	승인	ReacTime	Laps
1	325	7	Yuma Maruyama	JPN	14.530		0.173	
2	236	4	Tejaswin Shankar	IND	14.577		0.157	
3	165	6	Chia Hsuan Cho	TPE	14.669		0.191	
4	298	3	Keisuke Okuda	JPN	14.903		0.240	
5	381	5	Junyoung Park	KOR	15.403		0.233	

## SUMMARY

No. 202,203

### Women's Long Jump

Qualification

28 May 2025 / 10:05

Rank	Group	Order	Bib	Name	M.F.	Birth	Result	Wind
1	B	4	1178	Sumire Hata	JPN	4 May 1996	6.35 Q	+0.6
2	A	2	1137	Reihaneh Mobini Arani	IRI	20 Nov 2000	6.33 Q	-0.1
3	B	2	1105	Shaili Singh	IND	7 Jan 2004	6.17 q	+0.3
4	B	3	1070	Nga Yan Yue	HKG	17 Mar 1998	6.17 q	-0.2
5	A	1	1017	Guo Sijia	CHN	14 Feb 1999	6.17 q	+0.1
6	A	6	1197	Anastassiya Rypakova	KAZ	21 Sep 2004	6.15 q SB	+0.4
7	A	3	1085	Ancy Sojan Edappilly	IND	1 Mar 2003	6.14 q	-0.0
8	B	7	1230	Jeongmi Yu	KOR	2 Apr 1994	6.10 q SB	-0.3
9	B	1	1044	Zhu Yi	CHN	14 Jul 2003	6.07 q	+0.2
10	B	5	1419	Tran Thi Loan	VIE	1 May 2000	6.05 q	-1.3
11	A	11	1161	Maya Takeuchi	JPN	9 Oct 1998	6.05 q	-0.4
12	A	7	1227	Huijin Lee	KOR	25 Nov 1998	6.04 q	-0.0
13	A	4	1420	Vu Thi Ngoc Ha	VIE	21 May 2000	5.99	-1.1
14	B	6	1196	Alina Chistyakova	KAZ	30 Apr 2005	5.92	-1.1
15	B	9	1245	Sohee Oh	KOR	15 Mar 2007	5.79 PB	+0.4

Handwritten signature and number 159

### Record History

Page 1 / 2

Record	Result	Name	M.F.	Location	Date
WR	7.52	Galina CHISTYAKOVA	URS	Leningrad (URS)	11 Jun 1988
WL	7.07	Malaika MIHAMBO	GER	Europahalle, Karlsruhe (GER) (i)	7 Feb 2025
AR	7.01	Weili YAO	CHN	Jinan (CHN)	4 Jun 1993
AL	6.64	Shaili SINGH	IND	Maharaja's College Grounds, Kochi (IND)	24 Apr 2025
CR	6.97	HATA Sumire	JPN	Suphachalasai Stadium Bangkok (THA)	14 Jul 2023

## SUMMARY

No. 202,203

### Women's Long Jump

Qualification

28 May 2025 / 10:05

Rank	Group	Order	Bib	Name	M.F.	Birth	Result	Wind
16	A	9	1123	Vinsensia Awutet Amjaram	INA	4 Jun 1998	5.64	-1.6
17	A	8	1079	Wai Yin Jia	HKG	26 Nov 2006	5.60	-0.2
18	B	10	1261	Aisha Alkhedher	KUW	2 Nov 1996	5.40	SB +0.2
19	A	5	1403	Sharifa Davronova	UZB	27 Sep 2006	5.26	-0.8
20	A	10	1188	Rabab Maher Ghassan Qubbaj	JOR	27 Jul 2005	4.62	-0.1
	B	8	1400	Roksana Khudoyarova	UZB	30 Jan 2001	DNS	-

*Handwritten signature/initials*

### Record History

Page 2 / 2

Record	Result	Name	M.F.	Location	Date
WR	7.52	Galina CHISTYAKOVA	URS	Leningrad (URS)	11 Jun 1988
WL	7.07	Malaika MIHAMBO	GER	Europahalle, Karlsruhe (GER) (i)	7 Feb 2025
AR	7.01	Weili YAO	CHN	Jinan (CHN)	4 Jun 1993
AL	6.64	Shaili SINGH	IND	Maharaja's College Grounds, Kochi (IND)	24 Apr 2025
CR	6.97	HATA Sumire	JPN	Suphachalasai Stadium Bangkok (THA)	14 Jul 2023












## OFFICIAL RESULT

No. 202

### Women's Long Jump

Qualification A

28 May 2025 / 10:05

Rank	Bib	Name	M.F.	Birth	Order	1	2	3	Result	
						Wind				
1	1137	Reihaneh Mobini Arani	 IRI	20 Nov 2000	2	6.10 +0.0	6.33 -0.1		<b>6.33</b> -0.1	Q
2	1017	Guo Sijia	 CHN	14 Feb 1999	1	6.01 +0.1	X	6.17 +0.1	<b>6.17</b> +0.1	q
3	1197	Anastassiya Rypakova	 KAZ	21 Sep 2004	6	5.44 -1.3	6.15 +0.4	X	<b>6.15</b> +0.4	q <b>SB</b>
4	1085	Ancy Sojan Edappilly	 IND	1 Mar 2003	3	6.07 +0.1	6.14 -0.0	5.99 -0.0	<b>6.14</b> -0.0	q
5	1161	Maya Takeuchi	 JPN	9 Oct 1998	11	6.05 -0.4	X	5.99 -0.5	<b>6.05</b> -0.4	q
6	1227	Huijin Lee	 KOR	25 Nov 1998	7	5.91 -1.2	X	6.04 -0.0	<b>6.04</b> -0.0	q
7	1420	Vu Thi Ngoc Ha	 VIE	21 May 2000	4	5.97 +0.4	5.97 -0.0	5.99 -1.1	<b>5.99</b> -1.1	
8	1123	Vinsensia Awutet Amjaram	 INA	4 Jun 1998	9	5.57 -0.1	X	5.64 -1.6	<b>5.64</b> -1.6	
9	1079	Wai Yin Jia	 HKG	26 Nov 2006	8	5.60 -0.2	X	5.45 -0.7	<b>5.60</b> -0.2	
10	1403	Sharifa Davronova	 UZB	27 Sep 2006	5	X -0.4	5.26 -0.8	X	<b>5.26</b> -0.8	
11	1188	Rabab Maher Ghassan Qubbaj	 JOR	27 Jul 2005	10	4.62 -0.1	4.53 -0.5	4.59 -0.0	<b>4.62</b> -0.1	

*Handwritten signature/initials*

### Record History

Page 1 / 2

Record	Result	Name	M.F.	Location	Date
WR	7.52	Galina CHISTYAKOVA	URS	Leningrad (URS)	11 Jun 1988
WL	7.07	Malaika MIHAMBO	GER	Europahalle, Karlsruhe (GER) (i)	7 Feb 2025
AR	7.01	Weili YAO	CHN	Jinan (CHN)	4 Jun 1993
AL	6.64	Shaili SINGH	IND	Maharaja's College Grounds, Kochi (IND)	24 Apr 2025
CR	6.97	HATA Sumire	JPN	Suphachalasai Stadium Bangkok (THA)	14 Jul 2023

## OFFICIAL RESULT

No. 203

### Women's Long Jump

Qualification B

28 May 2025 / 10:05

Rank	Bib	Name	M.F.	Birth	Order	1	2	3	Result	
						Wind				
1	1178	Sumire Hata	JPN	4 May 1996	4	6.35 +0.6			6.35 +0.6	Q
2	1105	Shaili Singh	IND	7 Jan 2004	2	6.12 +0.8	6.17 +0.3	6.13 +0.4	6.17 +0.3	q
3	1070	Nga Yan Yue	HKG	17 Mar 1998	3	6.04 +0.0	6.17 -0.2	5.99 -1.9	6.17 -0.2	q
4	1230	Jeongmi Yu	KOR	2 Apr 1994	7	X +0.0	5.92 -0.0	6.10 -0.3	6.10 -0.3	q <span>SB</span>
5	1044	Zhu Yi	CHN	14 Jul 2003	1	6.07 +0.2	5.88 -0.9	5.93 -0.6	6.07 +0.2	q
6	1419	Tran Thi Loan	VIE	1 May 2000	5	5.88 +0.7	6.03 -0.2	6.05 -1.3	6.05 -1.3	q
7	1196	Alina Chistyakova	KAZ	30 Apr 2005	6	5.91 +1.3	5.91 -1.0	5.92 -1.1	5.92 -1.1	
8	1245	Sohee Oh	KOR	15 Mar 2007	9	5.62 +0.0	5.74 +0.7	5.79 +0.4	5.79 +0.4	<span>PB</span>
9	1261	Aisha Alkhedher	KUW	2 Nov 1996	10	5.19 +0.0	5.40 +0.2	X -0.8	5.40 +0.2	<span>SB</span>
	1400	Roksana Khudoyarova	UZB	30 Jan 2001	8	DNS			DNS	



### Record History

Page 2 / 2

Record	Result	Name	M.F.	Location	Date
WR	7.52	Galina CHISTYAKOVA	URS	Leningrad (URS)	11 Jun 1988
WL	7.07	Malaika MIHAMBO	GER	Europahalle, Karlsruhe (GER) (i)	7 Feb 2025
AR	7.01	Weili YAO	CHN	Jinan (CHN)	4 Jun 1993
AL	6.64	Shaili SINGH	IND	Maharaja's College Grounds, Kochi (IND)	24 Apr 2025
CR	6.97	HATA Sumire	JPN	Suphachalasai Stadium Bangkok (THA)	14 Jul 2023



## OFFICIAL RESULT

No. 204

### Men's 110m Hurdles

Round 1 Heats 1 / 3

28 May 2025 / 10:25

2Q+2q

Wind : +0.4m/s

Rank	Bib	Name	M.F.	Birth	Lane	Result	Reaction Time	
1	310	Rachid Muratake	JPN	6 Feb 2002	2	<b>13.33</b>	0.223	Q
2	142	Qin Weibo	CHN	29 Dec 2002	3	<b>13.48</b>	0.194	Q
3	176	Yi Kai Lin	TPE	23 Dec 2004	4	<b>13.63</b>	0.143	q
4	377	Juho Kim	KOR	8 Mar 1999	7	<b>13.71</b>	0.150	q PB
5	594	Chen Xiang Ang	SGP	3 Jul 1994	6	<b>13.87</b>	0.178	
6	678	Ergash Normurodov	UZB	17 Sep 1995	8	<b>14.02</b>	0.181	PB
7	571	Baqer Ali A. Al Jumah	KSA	7 Mar 2001	5	<b>14.04</b>	0.176	PB

### Record History

Page 1 / 3

Record	Result	Name	M.F.	Location	Date
WR	12.80	Aries MERRITT	USA	Boudewijnstadion, Bruxelles (BEL)	7 Sep 2012
WL	12.87	Cordell TINCH	USA	China Textile City Sports Centre, Shaoxing/Keqiao (CHN)	3 May 2025
AR	12.88	Xiang LIU	CHN	Stade Olympique de la Pontaise, Lausanne (SUI)	11 Jul 2006
AL	13.10	Rachid MURATAKE	JPN	China Textile City Sports Centre, Shaoxing/Keqiao (CHN)	3 May 2025
CR	13.21	XIE Wenjun	CHN	Khalifa International Stadium Doha (QAT)	24 Apr 2019

TIC

## OFFICIAL RESULT

No. 204

### Men's 110m Hurdles

Round 1 Heats 2 / 3

28 May 2025 / 10:25

2Q+2q

Wind : +1.6m/s

Rank	Bib	Name	M.F.	Birth	Lane	Result	Reaction Time	
1	140	Liu Junxi	CHN	11 Dec 2003	1	13.45	0.190	Q
2	339	David Yefremov	KAZ	15 Jan 1999	2	13.86	0.193	Q
3	416	Yaqoub Alyouha	KUW	31 Jan 1983	7	13.89	0.121	SB
4	360	Gyeongtae Kim	KOR	20 Mar 1997	5	13.95	0.178	
5	466	Mohd Rizzua Haizad Muhamad	MAS	29 Mar 1997	6	14.08	0.182	
6	286	Salih Kadhim Naser	IRQ	1 Jan 1997	3	14.12 (.116)	0.249	
7	190	Hiu Long Liu	HKG	20 Dec 2004	4	14.12 (.118)	0.187	
8	437	Sivone Phonemanivong	LAO	26 Feb 1999	8	15.97	0.158	

km  
/ 15

### Record History

Page 2 / 3

Record	Result	Name	M.F.	Location	Date
WR	12.80	Aries MERRITT	USA	Boudewijnstadion, Bruxelles (BEL)	7 Sep 2012
WL	12.87	Cordell TINC	USA	China Textile City Sports Centre, Shaoxing/Keqiao (CHN)	3 May 2025
AR	12.88	Xiang LIU	CHN	Stade Olympique de la Pontaise, Lausanne (SUI)	11 Jul 2006
AL	13.10	Rachid MURATAKE	JPN	China Textile City Sports Centre, Shaoxing/Keqiao (CHN)	3 May 2025
CR	13.21	XIE Wenjun	CHN	Khalifa International Stadium Doha (QAT)	24 Apr 2019

## OFFICIAL RESULT

No. 204

### Men's 110m Hurdles

Round 1 Heats 3 / 3

28 May 2025 / 10:25

2Q+2q

Wind : +1.5m/s

Rank	Bib	Name	M.F.	Birth	Lane	Result	Reaction Time	
1	553	Oumar Doudai O Abakar	QAT	1 Jan 2005	1	<b>13.39</b>	0.190	Q
2	268	Masoud Kamran	IRI	16 Oct 1999	4	<b>13.62</b>	0.110	Q PB
3	465	Mohamad Armin Zahryl Abdul Latif	MAS	11 Feb 2005	6	<b>13.85</b> (.845)	0.184	PB
4	178	Yuan Kai Hsieh	TPE	13 Mar 2006	3	<b>13.85</b> (.848)	0.210	
5	530	John Cristopher Cabang Tolentino	PHI	27 Aug 2001	2	<b>14.14</b>	0.216	
6	203	Siu Hang Cheung	HKG	26 Apr 2002	5	<b>14.34</b>	0.157	
7	631	Leonid Pronzhenko	TJK	5 Jan 2000	8	<b>14.60</b>	0.128	PB
	383	Minhyeok Lee	KOR	20 Nov 2007	7	<b>DQ</b>	0.154	TR 22.6

### Record History

Page 3 / 3

Record	Result	Name	M.F.	Location	Date
WR	<b>12.80</b>	Aries MERRITT	USA	Boudewijnstadion, Bruxelles (BEL)	7 Sep 2012
WL	<b>12.87</b>	Cordell TINCH	USA	China Textile City Sports Centre, Shaoxing/Keqiao (CHN)	3 May 2025
AR	<b>12.88</b>	Xiang LIU	CHN	Stade Olympique de la Pontaise, Lausanne (SUI)	11 Jul 2006
AL	<b>13.10</b>	Rachid MURATAKE	JPN	China Textile City Sports Centre, Shaoxing/Keqiao (CHN)	3 May 2025
CR	<b>13.21</b>	XIE Wenjun	CHN	Khalifa International Stadium Doha (QAT)	24 Apr 2019

## SUMMARY

### Decathlon

Discus Throw

28 May 2025 / 10:45

Rank	Bib	Name	M.F.	Birth	100m	longjump	shotput	highjump	400m	110mH	discusthrow	polevault	javelinthrow	1500m	Point
1	236	Tejaswin Shankar	IND	21 Dec 1998	817 11.2 -0.8	881 7.28 +0.2	715 13.79	982 2.19	810 50.1	901 14.58 +0.9	619 37.74				5725
2	325	Yuma Maruyama	JPN	3 Jun 1998	878 10.92 -0.8	876 7.26 -0.8	704 13.61	758 1.95	849 49.25	907 14.53 +0.9	655 39.53				5627
3	130	Fei Xiang	CHN	9 Sep 1998	755 11.49 -1.1	828 7.06 +0.1	682 13.25	813 2.01	797 50.39	897 14.61 -0.1	697 41.60				5469
4	163	Chen Yu Wang	TPE	12 Dec 1999	786 11.34 -0.8	821 7.03 +0.1	720 13.86	758 1.95	784 50.66	903 14.56 -0.1	657 39.62				5429
5	298	Keisuke Okuda	JPN	23 Oct 1996	850 11.05 -1.1	750 6.73 +1.4	660 12.88	577 1.74	885 48.5	860 14.91 +0.9	719 42.69				5301
6	165	Chia Hsuan Cho	TPE	20 Jun 2002	801 11.27 -0.8	821 7.03 +0.9	621 12.24	731 1.92	771 50.96	890 14.67 +0.9	588 36.21				5223
7	279	Haman Abdullah G hraiiri	IRQ	2 Oct 2000	746 11.53 -1.1	750 6.73 +0.3	631 12.40	679 1.86	850 49.24	812 15.31 -0.1	538 33.70				5006
8	381	Junyoung Park	KOR	2 Apr 2002	789 11.33 -0.8	753 6.74 -0.3	592 11.76	758 1.95	793 50.47	801 15.41 +0.9	500 31.82				4986
9	528	Hokett Delos Santos	PHI	28 Oct 2002	742 11.55 -1.1	606 6.09 +1.0	541 10.92	602 1.77	853 49.17	810 15.33 -0.1	535 33.57				4689
	584	Muhsin Hasan A. Al dabboos	KSA	25 Jul 2000	797 11.29 -1.1	0 DNS	0 DNS								DNF
	682	Nodir Norbaev	UZB	4 Feb 2005	753 11.5 -1.1	776 6.84 +0.3	0 DNS								DNF

Handwritten signature/initials

## Record History

Page 1 / 1

Record	Result	Name	M.F.	Location	Date
WR	9126	Kevin MAYER	FRA	Stade Pierre Paul Bernard, Talence (FRA)	16 Sep 2018
WL	8265	Till STEINFORTH	GER	Drake Stadium, Des Moines, IA (USA)	24 Apr 2025
AR	8725	Dmitriy KARPOV	KAZ	Olympic Stadium, Athina (GRE)	24 Aug 2004
AL	7603	Tejaswin SHANKAR	IND	Maharaja's College Grounds, Kochi (IND)	24 Apr 2025
CR	8037	KARPOV Dmitriy	KAZ	Pune (IND)	7 Jul 2013



## OFFICIAL RESULT

No. 205

### Decathlon

Discus Throw

28 May 2025 / 10:45

Rank	Bib	Name	M.F.	Birth	Order	1	2	3	Result	Point
1	298	Keisuke Okuda	JPN	23 Oct 1996	2	X	42.69	42.21	<b>42.69</b>	<b>719</b>
2	130	Fei Xiang	CHN	9 Sep 1998	4	33.88	41.19	41.60	<b>41.60</b>	<b>697</b>
3	163	Chen Yu Wang	TPE	12 Dec 1999	3	38.83	39.62	X	<b>39.62</b>	<b>657</b>
4	325	Yuma Maruyama	JPN	3 Jun 1998	5	39.53	-	-	<b>39.53</b>	<b>655</b>
5	236	Tejaswin Shankar	IND	21 Dec 1998	1	35.69	36.72	37.74	<b>37.74</b>	<b>619</b>
6	165	Chia Hsuan Cho	TPE	20 Jun 2002	9	34.91	36.21	X	<b>36.21</b>	<b>588</b>
7	279	Haman Abdullah Ghairi	IRQ	2 Oct 2000	7	32.57	X	33.70	<b>33.70</b>	<b>538</b>
8	528	Hokett Delos Santos	PHI	28 Oct 2002	8	33.57	X	X	<b>33.57</b>	<b>535</b>
9	381	Junyoung Park	KOR	2 Apr 2002	6	29.63	31.82	X	<b>31.82</b>	<b>500</b>

Handwritten signature/initials.

### Record History

Page 1 / 1

Record	Result	Name	M.F.	Location	Date
WR	75.56	Mykolas ALEKNA	LTU	Millican Field at Throw Town, Ramona, OK (USA)	13 Apr 2025
WL	75.56	Mykolas ALEKNA	LTU	Millican Field at Throw Town, Ramona, OK (USA)	13 Apr 2025
AR	69.32	Ehsan HADADI	IRI	Tallinn (EST)	3 Jun 2008
AL	65.35	Abuduaini TUERGONG	CHN	Sichuan Xipu Training Base, Chengdu (CHN)	2 Apr 2025
CR	65.95	HADADI Ehsan	IRI	Khalifa International Stadium Doha (QAT)	21 Apr 2019



# 26th Asian Athletics Championships 2025 Gumi

Gumi (Republic of Korea) | 27 - 31 May 2025

## Throwing Events Record Card

Decathlon - Discus Throw / No. 205

Date: 2025. 5. 28. (Day 4)

Start Time 10:45

Finish Time 11:06

Competition Area: Gumi Stadium, Gumi - Republic of Korea

Start	Bib	Athlete	Nation	FIRST trial	SECOND trial	THIRD trial	Best of 1-3	Pos / After 3	FOURTH trial	FIFTH trial	Pos / Last Trial	SIXTH trial	Best of All	RANK	Remarks
1	236	Tejaswin Shankar	IND	35.69	36.92	39.94	39.94	1			1				
2	298	Keisuke Okuda	JPN	X	42.69	42.21	42.69	1			1				
3	163	Chen Yu Wang	TPE	38.83	39.62	X	39.62	1			1				
4	130	Fei Xiang	CHN	33.88	41.19	41.60	41.60	1			1				
5	325	Yuma Maruyama	JPN	39.53	-	-	39.53	1			1				
6	381	Junyoung Park	KOR	29.63	31.82	X	31.82	1			1				
7	279	Hamman Abdullah Ghrairi	IRQ	32.59	X	33.90	33.90	1			1				
8	528	Hokett Delos Santos	PHI	33.59	X	X	33.59	1			1				
9	165	Chia Hsuan Cho	TPE	34.91	36.21	X	36.21	1			1				

Recorder: 12 JV 14

Chief Judge: 14 14 14

Referee: 01 14 14

## RESULT

No. 206

### Women's 100m Hurdles

Round 1 Heats 1 / 2

28 May 2025 / 10:55

3Q+2q

Wind : +1.8m/s

Rank	Bib	Name	M.F.	Birth	Lane	Record	Reaction Time	
1	1183	Yumi Tanaka	JPN	15 Dec 1998	3	<b>12.89</b>	0.193 /	AL
2	1039	Wu Yanni	CHN	28 Jul 1997	2	<b>13.07</b>	0.194	
3	1091	Jyoti Yarraji	IND	28 Aug 1999	6	<b>13.18</b>	0.215	
4	1068	Lai Yiu Lui	HKG	30 Nov 1994	4	<b>13.42</b>	0.269	
5	1395	Lidiya Podsepkina	UZB	30 Nov 2003	5	<b>13.68</b>	0.181	
6	1252	Yeonjin Jeong	KOR	25 Mar 1992	7	<b>13.70</b>	0.183	PB
7	1199	Antonina Chernyshova	KAZ	16 Apr 2007	8	<b>14.17</b>	0.163	PB



Recorder : \_\_\_\_\_

Chief Judge : \_\_\_\_\_

Referee : \_\_\_\_\_

### Record History

Page 1 / 1

Record	Result	Name	M.F.	Location	Date
WR	12.12	Tobi AMUSAN	NGR	Hayward Field, Eugene, OR (USA)	24 Jul 2022
WL	12.17	Masai RUSSELL	USA	Ansin Sports Complex, Miramar, FL (USA)	2 May 2025
AR	12.44	Olga SHISHIGINA	KAZ	Luzern (SUI)	27 Jun 1995
AL	12.96	Yanni WU	CHN	China Textile City Sports Centre, Shaoxing/Keqiao (CHN)	3 May 2025
CR	12.97	YUN Feng	CHN	Fukuoka (JPN)	20 Jul 1998

## RESULT

No. 206

### Women's 100m Hurdles

Round 1 Heats 2 / 2

28 May 2025 / 10:55

3Q+2q

Wind : +0.0m/s

Rank	Bib	Name	M.F.	Birth	Lane	Record	Reaction Time	
1	1116	Dina Aulia	INA	3 Aug 2003	8	<b>13.11</b>	0.216	PB
2	1049	Bo Ya Zhang	TPE	3 Apr 2003	2	<b>13.17</b>	0.185	
3	1028	Liu Jingyang	CHN	12 Aug 1997	4	<b>13.25</b>	0.265	SB
4	1411	Huynh Thi My Tien	VIE	24 Mar 1999	3	<b>13.51</b>	0.286	
5	1239	Nahee Ryu	KOR	14 May 1994	1	<b>13.61</b>	0.215	SB
6	1210	Yuliya Bashmanova	KAZ	4 Mar 1995	5	<b>13.67</b> (.665)	0.205	SB
7	1063	Cho Yan Shing	HKG	12 May 2001	6	<b>13.67</b> (.668)	0.177	
8	1232	Jiyoung Park	KOR	12 Jun 2006	7	<b>14.12</b>	0.201	PB

*Handwritten signature/initials*

Recorder : \_\_\_\_\_

Chief Judge : \_\_\_\_\_

Referee : \_\_\_\_\_

### Record History

Page 1 / 1

Record	Result	Name	M.F.	Location	Date
WR	12.12	Tobi AMUSAN	NGR	Hayward Field, Eugene, OR (USA)	24 Jul 2022
WL	12.17	Masai RUSSELL	USA	Ansin Sports Complex, Miramar, FL (USA)	2 May 2025
AR	12.44	Olga SHISHIGINA	KAZ	Luzern (SUI)	27 Jun 1995
AL	12.96	Yanni WU	CHN	China Textile City Sports Centre, Shaoxing/Keqiao (CHN)	3 May 2025
CR	12.97	YUN Feng	CHN	Fukuoka (JPN)	20 Jul 1998

## SUMMARY

### Decathlon

Pole Vault

28 May 2025 / 12:15

Rank	Bib	Name	M.F.	Birth	100m	longjump	shotput	highjump	400m	110mH	discusthrow	polevault	javelinthrow	1500m	Point
1	130	Fei Xiang	CHN	9 Sep 1998	755 11.49 -1.1	828 7.06 +0.1	682 13.25	813 2.01	797 50.39	897 14.61 -0.1	697 41.60	849 4.80 0			6318
2	236	Tejaswin Shankar	IND	21 Dec 1998	817 11.2 -0.8	881 7.28 +0.2	715 13.79	982 2.19	810 50.1	901 14.58 +0.9	619 37.74	590 3.90 0			6315
3	325	Yuma Maruyama	JPN	3 Jun 1998	878 10.92 -0.8	876 7.26 -0.8	704 13.61	758 1.95	849 49.25	907 14.53 +0.9	655 39.53	673 4.20 0			6300
4	163	Chen Yu Wang	TPE	12 Dec 1999	786 11.34 -0.8	821 7.03 +0.1	720 13.86	758 1.95	784 50.66	903 14.56 -0.1	657 39.62	702 4.30 0			6131
5	298	Keisuke Okuda	JPN	23 Oct 1996	850 11.05 -1.1	750 6.73 +1.4	660 12.88	577 1.74	885 48.5	860 14.91 +0.9	719 42.69	819 4.70 0			6120
6	165	Chia Hsuan Cho	TPE	20 Jun 2002	801 11.27 -0.8	821 7.03 +0.9	621 12.24	731 1.92	771 50.96	890 14.67 +0.9	588 36.21	702 4.30 0			5925
7	381	Junyoung Park	KOR	2 Apr 2002	789 11.33 -0.8	753 6.74 -0.3	592 11.76	758 1.95	793 50.47	801 15.41 +0.9	500 31.82	790 4.60 0			5776
8	279	Haman Abdullah G hrairi	IRQ	2 Oct 2000	746 11.53 -1.1	750 6.73 +0.3	631 12.40	679 1.86	850 49.24	812 15.31 -0.1	538 33.70	645 4.10 0			5651
9	528	Hokett Delos Santos	PHI	28 Oct 2002	742 11.55 -1.1	606 6.09 +1.0	541 10.92	602 1.77	853 49.17	810 15.33 -0.1	535 33.57	880 4.90 0			5569
	584	Muhsin Hasan A. Al dabboos	KSA	25 Jul 2000	797 11.29 -1.1	0 DNS	0 DNS								DNF
	682	Nodir Norbaev	UZB	4 Feb 2005	753 11.5 -1.1	776 6.84 +0.3	0 DNS								DNF



### Record History

Page 1 / 1

Record	Result	Name	M.F.	Location	Date
WR	9126	Kevin MAYER	FRA	Stade Pierre Paul Bernard, Talence (FRA)	16 Sep 2018
WL	8265	Till STEINFORTH	GER	Drake Stadium, Des Moines, IA (USA)	24 Apr 2025
AR	8725	Dmitriy KARPOV	KAZ	Olympic Stadium, Athina (GRE)	24 Aug 2004
AL	7603	Tejaswin SHANKAR	IND	Maharaja's College Grounds, Kochi (IND)	24 Apr 2025
CR	8037	KARPOV Dmitriy	KAZ	Pune (IND)	7 Jul 2013





## OFFICIAL RESULT

No. 207

### Decathlon

Pole Vault

28 May 2025 / 12:15

Rank	Bib	Name	M.F.	Birth	Order	3.60	3.70	3.80	3.90	4.00	4.10	4.20	4.30	4.40	4.50	Result	Point
						4.60	4.70	4.80	4.90	5.00	5.10						
1	528	Hokett Delos Santos	 PHI	28 Oct 2002	7	-	-	-	-	-	-	-	-	-	-	4.90	880
						-	XO	-	XO	-	XXX						
2	130	Fei Xiang	 CHN	9 Sep 1998	9	-	-	-	-	-	-	-	-	XXO	-	4.80	849
						O	-	XO	XXX								
3	298	Keisuke Okuda	 JPN	23 Oct 1996	8	-	-	-	-	-	-	XO	O	XXO	XO	4.70	819
						-	XO	XXX									
4	381	Junyoung Park	 KOR	2 Apr 2002	3	-	-	-	-	O	-	O	-	O	-	4.60	790
						XO	XXX										
5	165	Chia Hsuan Cho	 TPE	20 Jun 2002	6	-	-	-	XO	-	XO	XO	O	XXX		4.30	702
6	163	Chen Yu Wang	 TPE	12 Dec 1999	2	-	-	-	-	XO	-	O	XO	XXX		4.30	702
7	325	Yuma Maruyama	 JPN	3 Jun 1998	5	-	-	-	-	-	-	O	-	-	-	4.20	673
						XXX											
8	279	Haman Abdullah Ghairi	 IRQ	2 Oct 2000	4	O	-	O	O	XO	O	XXX				4.10	645
9	236	Tejaswin Shankar	 IND	21 Dec 1998	1	-	O	O	O	XXX						3.90	590

### Record History

Page 1 / 1

Record	Result	Name	M.F.	Location	Date
WR	6.27	Armand DUPLANTIS	SWE	Maison des Sports, Clermont-Ferrand (FRA) (i)	28 Feb 2025
WL	6.27	Armand DUPLANTIS	SWE	Maison des Sports, Clermont-Ferrand (FRA) (i)	28 Feb 2025
AR	6.00	Ernest John OBIENA	PHI	Bryggen, Bergen (NOR)	10 Jun 2023
AL	5.80	Ernest John OBIENA	PHI	Ayala Vermosa Sports Hub Track Oval, Cavite (PHI)	6 May 2025
CR	5.71	Obiena Ernest John	PHI	Khalifa International Stadium Doha (QAT)	21 Apr 2019



# 26th Asian Athletics Championships 2025 Gumi

Gumi (Republic of Korea) | 27 - 31 May 2025

## Vertical Jump Events Record Card

Decathlon - Pole Vault / No. 207

Date: 2025. 5 28 (Day 28)

Start Time 12 : 15

Finish Time 14 : 13

Competition Area: Gumi Stadium, Gumi - Republic of Korea

Start Bib	Athlete	Nation	Start Time										RESULT	Failures		Jump-off	RANK	Remarks
			3.60	3.70	3.80	3.90	4.00	4.10	4.20	4.30	4.40	4.50		Final	All			
1 236	Tejaswin Shankar	IND	-	0	0	0	X X X						3.90	0	3		9	
2 163	Chen Yu Wang	TPE	X X X	-	-	-	X 0	-	0	X 0			4.30	1	5		6	
3 381	Junyoung Park	KOR	0	-	X 0	X X X	0	-	0	-			4.60	2	4		4	
4 279	Hamman Abdullah Ghairi	IRQ	0	-	0	0	X 0	0	X X X				4.10	0	4		8	
5 325	Yuma Maruyama	JPN	-	-	-	-	-	-	0	-			4.20	0	3		7	
6 165	Chia Hsuan Cho	TPE	X X X	-	-	X 0	-	X 0	X 0	0			4.30	0	6		5	
7 528	Hokett Delos Santos	PHI	-	-	-	-	-	X 0	-	X X X			4.90	1	5		1	
8 298	Keisuke Okuda	JPN	X X 0	X 0	-	X 0	X X X	-	X 0				4.70	1	8		3	
9 130	Fei Xiang	CHN	X X 0	-	-	-	X 0	X X X	-	-			4.80	1	6		2	

Recorder: J. M. P. L.

Chief Judge: [Signature]

Referee: [Signature]

## OFFICIAL RESULT

No. 208

### Men's Hammer Throw

Final

28 May 2025 / 12:20

Rank	Bib	Name	M.F.	Birth	Order	1	2	3	4	5	6	Result	
1	146	Wang Qi	CHN	10 Feb 2001	14	69.80	71.05	71.92	73.02	73.68	74.50	<b>74.50</b>	AL
2	318	Tatsuto Nakagawa	JPN	17 Oct 1998	10	69.25	69.87	67.28	71.00	71.76	71.97	<b>71.97</b>	PB
3	315	Shota Fukuda	JPN	28 Nov 2000	13	69.79	71.89	X	70.34	69.11	70.91	<b>71.89</b>	
4	583	Mohammed Hussain M. Aldubaisi	KSA	1 Jul 1992	9	X	X	63.34	69.61	70.40	68.71	<b>70.40</b>	SB
5	545	Ashraf Amgad M R Elseify	QAT	20 Feb 1995	15	67.91	69.17	68.48	X	X	69.82	<b>69.82</b>	
6	686	Sukhrob Khodjaev	UZB	21 May 1993	12	68.66	X	68.18	68.99	68.33	69.06	<b>69.06</b>	
7	399	Ywunchul Lee	KOR	28 Mar 1982	8	63.28	64.14	66.59	64.56	66.70	65.52	<b>66.70</b>	
8	266	Mahdi Haftcheshmeh	IRI	27 Mar 2006	7	X	X	64.68	65.30	X	64.26	<b>65.30</b>	
9	282	Hussein Thamer Al-bayati	IRQ	24 Feb 1997	4	59.94	62.93	62.54				<b>62.93</b>	PB
10	661	Mergen Mammedov	TKM	24 Dec 1990	16	62.34	X	60.38				<b>62.34</b>	
11	385	Minseung Kang	KOR	27 Jan 2002	1	61.86	61.61	59.94				<b>61.86</b>	SB
12	644	Kittipong Boonmawan	THA	17 May 1996	5	61.13	61.48	61.81				<b>61.81</b>	SB

*Handwritten signature/initials*

### Record History

Page 1 / 2

Record	Result	Name	M.F.	Location	Date
WR	86.74	Yuriy SEDYKH	URS	Neckarstadion, Stuttgart (GER)	30 Aug 1986
WL	81.91	Yann CHAUSSINAND	FRA	Sports Park Mladost, Zagreb (CRO)	24 May 2025
AR	84.86	Koji MUROFUSHI	JPN	Stadion Juliska, Praha (CZE)	29 Jun 2003
AL	74.44	Qi WANG	CHN	Sports Center, Jiaxing (CHN)	29 Apr 2025
CR	80.45	MUROFUSHI Koji	JPN	Colombo (SRI)	10 Aug 2002





## OFFICIAL RESULT

No. 208

### Men's Hammer Throw

Final

28 May 2025 / 12:20

Rank	Bib	Name	M.F.	Birth	Order	1	2	3	4	5	6	Result
13	406	Ali Zankawi	 KUW	27 Feb 1984	6	61.76	X	X				61.76
14	417	Yousef Ben Rajab	 KUW	2 Feb 1999	2	60.53	X	X				60.53
15	659	Amanmyrat Hommadov	 TKM	28 Jan 1989	11	57.37	X	60.29				60.29
16	569	Aws Basim M Alaithan	 KSA	5 Apr 2000	3	59.10	X	54.22				59.10

*Handwritten signature/initials*

### Record History

Page 2 / 2

Record	Result	Name	M.F.	Location	Date
WR	86.74	Yuriy SEDYKH	URS	Neckarstadion, Stuttgart (GER)	30 Aug 1986
WL	81.91	Yann CHAUSSINAND	FRA	Sports Park Mladost, Zagreb (CRO)	24 May 2025
AR	84.86	Koji MUROFUSHI	JPN	Stadion Juliska, Praha (CZE)	29 Jun 2003
AL	74.44	Qi WANG	CHN	Sports Center, Jiaxing (CHN)	29 Apr 2025
CR	80.45	MUROFUSHI Koji	JPN	Colombo (SRI)	10 Aug 2002



## SUMMARY

### Decathlon

Javelin Throw

28 May 2025 / 17:00

Rank	Bib	Name	M.F.	Birth	100m	longjump	shotput	highjump	400m	110mH	discusthrow	polevault	javelinthrow	1500m	Point
1	130	Fei Xiang	CHN	9 Sep 1998	755 11.49 -1.1	828 7.06 +0.1	682 13.25	813 2.01	797 50.39	897 14.61 -0.1	697 41.60	849 4.80 0	664 55.09		6982
2	163	Chen Yu Wang	TPE	12 Dec 1999	786 11.34 -0.8	821 7.03 +0.1	720 13.86	758 1.95	784 50.66	903 14.56 -0.1	657 39.62	702 4.30 0	801 64.16		6932
3	236	Tejaswin Shankar	IND	21 Dec 1998	817 11.20 -0.8	881 7.28 +0.2	715 13.79	982 2.19	810 50.10	901 14.58 +0.9	619 37.74	590 3.90 0	610 51.46		6925
4	298	Keisuke Okuda	JPN	23 Oct 1996	850 11.05 -1.1	750 6.73 +1.4	660 12.88	577 1.74	885 48.50	860 14.91 +0.9	719 42.69	819 4.70 0	802 64.24		6922
5	325	Yuma Maruyama	JPN	3 Jun 1998	878 10.92 -0.8	876 7.26 -0.8	704 13.61	758 1.95	849 49.25	907 14.53 +0.9	655 39.53	673 4.20 0	585 49.79		6885
6	165	Chia Hsuan Cho	TPE	20 Jun 2002	801 11.27 -0.8	821 7.03 +0.9	621 12.24	731 1.92	771 50.96	890 14.67 +0.9	588 36.21	702 4.30 0	709 58.11		6634
7	381	Junyoung Park	KOR	2 Apr 2002	789 11.33 -0.8	753 6.74 -0.3	592 11.76	758 1.95	793 50.47	801 15.41 +0.9	500 31.82	790 4.60 0	602 50.90		6378
8	279	Haman Abdullah G hraiiri	IRQ	2 Oct 2000	746 11.53 -1.1	750 6.73 +0.3	631 12.40	679 1.86	850 49.24	812 15.31 -0.1	538 33.70	645 4.10 0	590 50.11		6241
9	528	Hokett Delos Santos	PHI	28 Oct 2002	742 11.55 -1.1	606 6.09 +1.0	541 10.92	602 1.77	853 49.17	810 15.33 -0.1	535 33.57	880 4.90 0	578 49.26		6147
	584	Muhsin Hasan A. Al dabboos	KSA	25 Jul 2000	797 11.29 -1.1	0 DNS	0 DNS								DNF
	682	Nodir Norbaev	UZB	4 Feb 2005	753 11.50 -1.1	776 6.84 +0.3	0 DNS								DNF



### Record History

Page 1 / 1

Record	Result	Name	M.F.	Location	Date
WR	9126	Kevin MAYER	FRA	Stade Pierre Paul Bernard, Talence (FRA)	16 Sep 2018
WL	8265	Till STEINFORTH	GER	Drake Stadium, Des Moines, IA (USA)	24 Apr 2025
AR	8725	Dmitriy KARPOV	KAZ	Olympic Stadium, Athina (GRE)	24 Aug 2004
AL	7603	Tejaswin SHANKAR	IND	Maharaja's College Grounds, Kochi (IND)	24 Apr 2025
CR	8037	KARPOV Dmitriy	KAZ	Pune (IND)	7 Jul 2013

## OFFICIAL RESULT

No. 209

### Decathlon

Javelin Throw

28 May 2025 / 17:00

Rank	Bib	Name	M.F.	Birth	Order	1	2	3	Result	Point
1	298	Keisuke Okuda	JPN	23 Oct 1996	9	54.57	64.24	X	<b>64.24</b>	<b>802</b>
2	163	Chen Yu Wang	TPE	12 Dec 1999	3	63.21	63.24	64.16	<b>64.16</b>	<b>801</b>
3	165	Chia Hsuan Cho	TPE	20 Jun 2002	7	57.12	54.55	58.11	<b>58.11</b>	<b>709</b>
4	130	Fei Xiang	CHN	9 Sep 1998	5	53.72	55.09	54.15	<b>55.09</b>	<b>664</b>
5	236	Tejaswin Shankar	IND	21 Dec 1998	8	X	50.18	51.46	<b>51.46</b>	<b>610</b>
6	381	Junyoung Park	KOR	2 Apr 2002	6	50.31	50.90	47.41	<b>50.90</b>	<b>602</b>
7	279	Haman Abdullah Ghairi	IRQ	2 Oct 2000	2	48.05	50.11	X	<b>50.11</b>	<b>590</b>
8	325	Yuma Maruyama	JPN	3 Jun 1998	4	47.03	49.79	48.89	<b>49.79</b>	<b>585</b>
9	528	Hokett Delos Santos	PHI	28 Oct 2002	1	39.82	47.25	49.26	<b>49.26</b>	<b>578</b>

### Record History

Page 1 / 1

Record	Result	Name	M.F.	Location	Date
WR	98.48	Jan ZELEZNÝ	CZE	Jena (GER)	25 May 1996
WL	91.06	Julian WEBER	GER	Suhaim bin Hamad Stadium, Doha (QAT)	16 May 2025
AR	92.97	Arshad NADEEM	PAK	Stade de France, Paris (FRA)	8 Aug 2024
AL	85.41	Rumesh Tharanga PATHIRAGE	SRI	WA Athletics Stadium, Perth (SRI)	1 May 2025
CR	86.72	CHENG Chao Tsun	CHN	Khalifa International Stadium Doha (QAT)	22 Apr 2019



# 26th Asian Athletics Championships 2025 Gumi

Gumi (Republic of Korea) | 27 - 31 May 2025

## Throwing Events Record Card

Decathlon - Javelin Throw / No. 209

Date: 2025, 5 28 (Day 5)

Start Time 17:00

Finish Time 17:21

Competition Area: Gumi Stadium, Gumi - Republic of Korea

Start	Bib	Athlete	Nation	FIRST trial	SECOND trial	THIRD trial	Best of 1-3	Pos / After 3	FOURTH trial	FIFTH trial	Pos / Last Trial	SIXTH trial	Best of All	RANK	Remarks
1	528	Hokett Delos Santos	PHI	39.82	49.25	49.26	49.26	1			1				
2	279	Hamman Abdullah Ghrairi	IRQ	48.05	50.11	X	50.11	1			1				
3	163	Chen Yu Wang	TPE	63.21	63.24	64.16	64.16	1			1				
4	325	Yuma Maruyama	JPN	49.03	49.99	48.89	49.99	1			1				
5	130	Fei Xiang	CHN	53.92	55.09	54.15	55.09	1			1				
6	381	Junyoung Park	KOR	50.31	50.90	49.44	50.90	1			1				
7	165	Chia Hsuan Cho	TPE	59.12	54.55	58.11	58.11	1			1				
8	236	Tejaswin Shankar	IND	X	50.18	51.46	51.46	1			1				
9	298	Keisuke Okuda	JPN	54.59	64.24	X	64.24	1			1				

Recorder: KL KL KL

Chief Judge: KL KL KL

Referee: 0 4 04

## SUMMARY

No. 210

### Women's Pole Vault

Final

28 May 2025 / 17:10

Rank	Group	Order	Bib	Name	M.F.	Birth	Result	Medal
1	1	10	1035	Niu Chunge	CHN	14 Feb 2000	4.48	Gold
2	1	8	1040	Xu Huiqin	CHN	4 Sep 1993	4.23	Silver
3	1	9	1165	Misaki Morota	JPN	6 Oct 1998	4.13	Bronze
4	1	7	1117	Diva Renatta Jayadi	INA	24 Jan 2002	3.98	
4	1	4	1367	Chonthicha Khabut	THA	22 Nov 2003	3.98	
6	1	5	1150	Akari Osakaya	JPN	10 Apr 2002	3.98	
7	1	2	1120	Maria Andriani Melabessy	INA	9 Jan 2006	3.83	SB
8	1	1	1238	Minji Jo	KOR	26 Mar 1998	3.63	
	1	3	1223	Eunji Lim	KOR	2 Apr 1989	NM	
	1	6	1365	Chayanisa Chomchuendee	THA	9 Sep 1988	NM	



### Record History

Page 1 / 1

Record	Result	Name	M.F.	Location	Date
WR	5.06	Yelena ISINBAYEVA	RUS	Letzigrund, Zürich (SUI)	28 Aug 2009
WL	4.91	Amanda MOLL	USA	Fall Creek Pavilion, Indianapolis, IN (USA) (i)	28 Feb 2025
AR	4.72	Ling LI	CHN	Shanghai Stadium, Shanghai (CHN)	18 May 2019
AL	4.60	Chunge NIU	CHN	Shanxi Athletics Administrative Center, Xi'an (i) (CHN)	14 Feb 2025
CR	4.66	LI Ling	CHN	Suphachalasai Stadium Bangkok (THA)	14 Jul 2023

## OFFICIAL RESULT

No. 210

### Women's Pole Vault

Final

28 May 2025 / 17:10

Rank	Bib	Name	M.F.	Birth	Order	3.43	3.63	3.83	3.98	4.13	4.23	4.33	4.43	4.48	4.53	Result
						4.58										
1	1035	Niu Chunge	CHN	14 Feb 2000	10	-	-	-	-	-	-	O	-	XO	-	4.48
						-r										
2	1040	Xu Huiqin	CHN	4 Sep 1993	8	-	-	-	-	-	O	X-	-r			4.23
3	1165	Misaki Morota	JPN	6 Oct 1998	9	-	-	-	O	XXO	XXX					4.13
4	1367	Chonthicha Khabut	THA	22 Nov 2003	4	-	O	O	O	XXX						3.98
4	1117	Diva Renatta Jayadi	INA	24 Jan 2002	7	-	-	O	O	XXX						3.98
6	1150	Akari Osakaya	JPN	10 Apr 2002	5	-	-	XXO	O	XXX						3.98
7	1120	Maria Andriani Melabessy	INA	9 Jan 2006	2	-	XO	O	XXX							3.83 SB
8	1238	Minji Jo	KOR	26 Mar 1998	1	O	O	XXX								3.63
	1223	Eunji Lim	KOR	2 Apr 1989	3	-	-	XXX								NM
	1365	Chayanisa Chomchuendee	THA	9 Sep 1988	6	XXX										NM



### Record History

Page 1 / 1

Record	Result	Name	M.F.	Location	Date
WR	5.06	Yelena ISINBAYEVA	RUS	Letzigrund, Zürich (SUI)	28 Aug 2009
WL	4.91	Amanda MOLL	USA	Fall Creek Pavilion, Indianapolis, IN (USA) (i)	28 Feb 2025
AR	4.72	Ling LI	CHN	Shanghai Stadium, Shanghai (CHN)	18 May 2019
AL	4.60	Chunge NIU	CHN	Shanxi Athletics Administrative Center, Xi'an (i) (CHN)	14 Feb 2025
CR	4.66	LI Ling	CHN	Suphachalasai Stadium Bangkok (THA)	14 Jul 2023



# 26th Asian Athletics Championships 2025 Gumi

Gumi (Republic of Korea) | 27 - 31 May 2025

## Vertical Jump Events Record Card



Women's Pole Vault - Final / No. 210

Date: 2025. 5. 28 (Day 2)

Start Time 17:10 Finish Time 19:45

Competition Area: Gumi Stadium, Gumi - Republic of Korea

Start Bib	Athlete	Nation	3.43										RESULT	Failures		Jump-off	RANK	Remarks
			3.43	3.63	3.83	4.03	4.23	4.43	4.63	4.83	5.03	5.23		Final	All			
1 1238	Minji Jo	KOR	0	0	X	X	X	X					3.63	0	3		8	
2 1120	Maria Andriani Melabessy	INA	-	X	0		X	X	X				3.83	0	4		7	
3 1223	Eunji Lim	KOR	-	-	X	X	X						Ø					
4 1367	Chonthicha Kha but	THA	-	0	0	0	X	X	X				3.98	0	3		4	
5 1150	Akari Osakaya	JPN	-	-	X	X	0	0	X	X			3.98	0	5		6	
6 1365	Chayanisa Chomchuee	THA	X	X									Ø					
7 1117	Diva Renatta Jayadi	INA	-	-	0		0	X	X	X			3.98	0	3		4	
8 1040	Xu Huiqin	CHN	-	-	-		-	0	X	-	X	X	4.23	0	3		2	
9 1165	Misaki Morota	JPN	-	-	-		0	X	0	X	X	X	4.13	2	5		3	
10 1035	Niu Chunge	CHN	-	-	-		-	-	-	-	0	-	4.48	1	4		1	

Recorder: J. M. L.

Chief Judge: [Signature]

Referee: [Signature] G. M. L.

## SUMMARY

No. 211

### Men's 100m

Semi-Final

28 May 2025 / 17:15

2Q+2q

Rank	Group	Lane	Bib	Name	M.F.	Birth	Result	Wind
1	1	5	649	Puripol Boonson	THA	13 Jan 2006	<b>10.27</b> Q	-0.6
2	3	5	505	Ali Al Balushi	OMA	24 Apr 2002	<b>10.32</b> Q	-0.9
3	1	3	564	Abdullah Abkar M. Mohammed	KSA	1 Jan 1997	<b>10.34</b> Q	-0.6
4	2	5	295	Hiroki Yanagita	JPN	25 Jul 2003	<b>10.35</b> Q	-0.8
5	1	6	292	Akihiro Higashida	JPN	13 Dec 1995	<b>10.40</b> q	-0.6
6	2	7	263	Hassan Taftian	IRI	4 May 1993	<b>10.41</b> Q	-0.8
7	3	4	147	Wang Shengjie	CHN	31 Mar 2000	<b>10.42</b> (.411) Q	-0.9
7	2	3	507	Malham Al Balushi	OMA	2 Sep 2000	<b>10.42</b> (.411) q	-0.8
9	1	4	554	Salah Nur I A Yunis	QAT	10 Jan 2006	<b>10.42</b> (.412) HS	-0.6
10	3	6	613	Chamod Mahinsasa Yodhasinghe Yodhasin ghege	SRI	28 Jan 2000	<b>10.46</b> HS	-0.9
11	1	2	132	He Jinxian	CHN	13 Nov 2006	<b>10.49</b>	-0.6
12	2	4	375	Joeljin Nwamadi	KOR	6 Feb 2006	<b>10.50</b>	-0.8
13	2	6	187	Chun Ting Kwok	HKG	17 Oct 2007	<b>10.52</b> (.511)	-0.8
14	3	7	600	Marc Brian Louis	SGP	7 Aug 2002	<b>10.52</b> (.519)	-0.9
15	3	3	384	Minjun Seo	KOR	15 Jan 2004	<b>10.57</b>	-0.9

HL  
/ IN

### Record History

Page 1 / 2

Record	Result	Name	M.F.	Location	Date
WR	9.58	Usain BOLT	JAM	Olympiastadion, Berlin (GER)	16 Aug 2009
WL	9.90	Akani SIMBINE	RSA	National Stadium, Gaborone (BOT)	12 Apr 2025
AR	9.83	Bingtian SU	CHN	National Stadium, Tokyo (JPN)	1 Aug 2021
AL	10.03	Ali AL BALUSHI	OMA	Suham bin Hamad Stadium, Doha (QAT)	7 Apr 2025
CR	9.91	FEMI Seun Ogunode	QAT	Sports Center Stadium Wuhan(CHN)	4 Jun 2015



## SUMMARY

No. 211


### Men's 100m

Semi-Final

28 May 2025 / 17:15

2Q+2q

Rank	Group	Lane	Bib	Name	M.F.	Birth	Result	Wind
16	3	2	346	Vitaliy Zems	KAZ	29 Mar 1996	10.58	-0.9
17	2	2	285	Saif Raad Al-rammahi	IRQ	11 Feb 2002	10.61	-0.8
18	2	1	449	Lok Io Leong	MAC	24 Jan 2008	10.72 (.714)	-0.8
19	1	1	332	Zaid Ashraf Omar Al-awamleh	JOR	17 Aug 2002	10.72 (.716)	-0.6
20	1	8	205	Yat Lok Chan	HKG	6 Jan 2007	10.72 (.717)	-0.6
21	2	8	461	Jonathan Nyepa	MAS	26 Mar 1996	10.73	-0.8
22	3	1	638	Chutithat Pruksorranan	THA	24 Aug 2007	10.79	-0.9
	3	8	433	Noureddine Hadid Hadid	LBN	28 Jan 1993	DQ	-0.9
	1	7	251	Lalu Muhammad Zohri	INA	1 Jul 2000	DNS	-0.6



## Record History

Page 2 / 2

Record	Result	Name	M.F.	Location	Date
WR	9.58	Usain BOLT	JAM	Olympiastadion, Berlin (GER)	16 Aug 2009
WL	9.90	Akani SIMBINE	RSA	National Stadium, Gaborone (BOT)	12 Apr 2025
AR	9.83	Bingtian SU	CHN	National Stadium, Tokyo (JPN)	1 Aug 2021
AL	10.03	Ali AL BALUSHI	OMA	Suhaim bin Hamad Stadium, Doha (QAT)	7 Apr 2025
CR	9.91	FEMI Seun Ogunode	QAT	Sports Center Stadium Wuhan(CHN)	4 Jun 2015

## OFFICIAL RESULT

No. 211

### Men's 100m

Semi-Final 1 / 3

28 May 2025 / 17:15

2Q+2q

Wind : -0.6m/s

Rank	Bib	Name	M.F.	Birth	Lane	Result	Reaction Time	
1	649	Puripol Boonson	THA	13 Jan 2006	5	<b>10.27</b>	0.200	<b>Q</b>
2	564	Abdullah Abkar M. Mohammed	KSA	1 Jan 1997	3	<b>10.34</b>	0.151	<b>Q</b>
3	292	Akihiro Higashida	JPN	13 Dec 1995	6	<b>10.40</b>	0.163	<b>q</b>
4	554	Salah Nur I A Yunis	QAT	10 Jan 2006	4	<b>10.42</b>	0.184	
5	132	He Jinxian	CHN	13 Nov 2006	2	<b>10.49</b>	0.327	
6	332	Zaid Ashraf Omar Al-awamleh	JOR	17 Aug 2002	1	<b>10.72</b> (.716)	0.198	
7	205	Yat Lok Chan	HKG	6 Jan 2007	8	<b>10.72</b> (.717)	0.192	
	251	Lalu Muhammad Zohri	INA	1 Jul 2000	7	<b>DNS</b>		



### Record History

Page 1 / 3

Record	Result	Name	M.F.	Location	Date
<b>WR</b>	<b>9.58</b>	Usain BOLT	JAM	Olympiastadion, Berlin (GER)	16 Aug 2009
<b>WL</b>	<b>9.90</b>	Akani SIMBINE	RSA	National Stadium, Gaborone (BOT)	12 Apr 2025
<b>AR</b>	<b>9.83</b>	Bingtian SU	CHN	National Stadium, Tokyo (JPN)	1 Aug 2021
<b>AL</b>	<b>10.03</b>	Ali AL BALUSHI	OMA	Suhaim bin Hamad Stadium, Doha (QAT)	7 Apr 2025
<b>CR</b>	<b>9.91</b>	FEMI Seun Ogunode	QAT	Sports Center Stadium Wuhan(CHN)	4 Jun 2015

## 결승점 - 결과

Camera S/N: 70535

출발: 2025-05-28 17:15:48.76 풍속: -0.6 M/S SE

Rank	Bib	Lane	Name	Nation	Mark	승인	Reactim	Laps
1	649	5	Puripol Boonson	THA	10.266		0.200	
2	564	3	Abdullah Abkar M. Mohammed	KSA	10.331		0.151	
3	292	6	Akihiro Higashida	JPN	10.398		0.163	
4	554	4	Salah Nur I A Yunis	QAT	10.412		0.184	
5	132	2	He Jinxian	CHN	10.484		0.327	
6	332	1	Zaid Ashraf Omar Al-awamleh	JOR	10.716		0.198	
7	205	8	Yat Lok Chan	HKG	10.717		0.192	
DNS	251	7	Lalu Muhammad Zohri	INA				

## OFFICIAL RESULT

No. 211

### Men's 100m

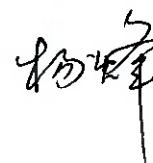
Semi-Final 2 / 3

28 May 2025 / 17:15

2Q+2q

Wind : -0.8m/s

Rank	Bib	Name	M.F.	Birth	Lane	Result	Reaction Time	
1	295	Hiroki Yanagita	JPN	25 Jul 2003	5	<b>10.35</b>	0.174	Q
2	263	Hassan Taftian	IRI	4 May 1993	7	<b>10.41</b>	0.200	Q
3	507	Malham Al Balushi	OMA	2 Sep 2000	3	<b>10.42</b>	0.196	q
4	375	Joeljin Nwamadi	KOR	6 Feb 2006	4	<b>10.50</b>	0.209	
5	187	Chun Ting Kwok	HKG	17 Oct 2007	6	<b>10.52</b>	0.181	
6	285	Saif Raad Al-rammahi	IRQ	11 Feb 2002	2	<b>10.61</b>	0.158	
7	449	Lok Io Leong	MAC	24 Jan 2008	1	<b>10.72</b>	0.211	
8	461	Jonathan Nyepa	MAS	26 Mar 1996	8	<b>10.73</b>	0.174	



### Record History

Page 2 / 3

Record	Result	Name	M.F.	Location	Date
WR	9.58	Usain BOLT	JAM	Olympiastadion, Berlin (GER)	16 Aug 2009
WL	9.90	Akani SIMBINE	RSA	National Stadium, Gaborone (BOT)	12 Apr 2025
AR	9.83	Bingtian SU	CHN	National Stadium, Tokyo (JPN)	1 Aug 2021
AL	10.03	Ali AL BALUSHI	OMA	Suham bin Hamad Stadium, Doha (QAT)	7 Apr 2025
CR	9.91	FEMI Seun Ogunode	QAT	Sports Center Stadium Wuhan(CHN)	4 Jun 2015

결승점 - 결과

Camera 5/N: 7053

출발: 2025-05-28 17:22:35.55    풍속: -0.8 M/S SE

Rank	Bib	Lane	Name	Nation	Mark	승인	Reactim	Laps
1	295	5	Hiroki Yanagita	JPN	10.343		0.174	
2	263	7	Hassan Taftian	IRI	10.406		0.200	
3	507	3	Malham Al Balushi	OMA	10.411		0.196	
4	375	4	Joeljin Nwamadi	KOR	10.491		0.209	
5	187	6	Chun Ting Kwok	HKG	10.511		0.181	
6	285	2	Saif Raad Al-rammahi	IRQ	10.607		0.158	
7	449	1	Lok Io Leong	MAC	10.714		0.211	
8	461	8	Jonathan Nyepa	MAS	10.725		0.174	



## OFFICIAL RESULT

No. 211

### Men's 100m

Semi-Final 3 / 3

28 May 2025 / 17:15

2Q+2q

Wind : -0.9m/s

Rank	Bib	Name	M.F.	Birth	Lane	Result	Reaction Time	
1	505	Ali Al Balushi	OMA	24 Apr 2002	5	10.32	0.180	Q
2	147	Wang Shengjie	CHN	31 Mar 2000	4	10.42	0.205	Q
3	613	Chamod Mahinsasa Yodhasinghe Yodhasinghege	SRI	28 Jan 2000	6	10.46	0.179	
4	600	Marc Brian Louis	SGP	7 Aug 2002	7	10.52	0.206	
5	384	Minjun Seo	KOR	15 Jan 2004	3	10.57	0.144	
6	346	Vitaliy Zems	KAZ	29 Mar 1996	2	10.58	0.169	
7	638	Chutithat Pruksorranan	THA	24 Aug 2007	1	10.79	0.159	
	433	Noureddine Hadid Hadid	LBN	28 Jan 1993	8	DQ		



### Record History

Page 3 / 3

Record	Result	Name	M.F.	Location	Date
WR	9.58	Usain BOLT	JAM	Olympiastadion, Berlin (GER)	16 Aug 2009
WL	9.90	Akani SIMBINE	RSA	National Stadium, Gaborone (BOT)	12 Apr 2025
AR	9.83	Bingtian SU	CHN	National Stadium, Tokyo (JPN)	1 Aug 2021
AL	10.03	Ali AL BALUSHI	OMA	Suhaim bin Hamad Stadium, Doha (QAT)	7 Apr 2025
CR	9.91	FEMI Seun Ogunode	QAT	Sports Center Stadium Wuhan(CHN)	4 Jun 2015

출발: 2025-05-28 17:30:58.50    풍속: -0.9 M/S SE

Rank	Bib	Lane	Name	Nation	Mark	승인	Reactim	Laps
1	505	5	Ali Al Balushi	OMA	10.319		0.180	
2	147	4	Wang Shengjie	CHN	10.411		0.205	
3	613	6	Chamod Mahinsasa Yodhasinghe	SRI	10.451		0.179	
4	600	7	Marc Brian Louis	SGP	10.519		0.206	
5	384	3	Minjun Seo	KOR	10.563		0.144	
6	346	2	Vitaliy Zems	KAZ	10.579		0.169	
7	638	1	Chutithat Pruksorranan	THA	10.787		0.159	
DQ	433	8	Noureddine Hadid Hadid	LBN	TR 16.8			

## SUMMARY

No. 212

### Men's Triple Jump

Final

28 May 2025 / 17:20

Rank	Group	Order	Bib	Name	M.F.	Birth	Result	Medal	Wind
1	1	14	157	Zhu Yaming	CHN	4 May 1994	<b>17.06</b>	Gold	+1.4
2	1	15	225	Praveen Chithravel	IND	5 Jun 2001	<b>16.90</b>	Silver	+1.9
3	1	10	361	Gyumin Yu	KOR	22 Apr 2001	<b>16.82</b>	Bronze	<b>SB</b> +2.1
4	1	13	209	Abdulla Aboobacker Narangolintevida	IND	17 Jan 1996	<b>16.72</b>		+0.8
5	1	7	679	Ibrohim Makhkamov	UZB	12 Dec 2004	<b>16.24</b>	<b>PB</b>	+1.6
6	1	5	349	Zelimkhan Nassyrov	KAZ	16 Mar 2003	<b>16.21</b>	<b>PB</b>	+2.0
7	1	9	179	Yun Chen Li	TPE	2 Oct 2001	<b>16.15</b>		+2.2
8	1	8	648	Phumiphat Khunmangkon	THA	19 Jan 2004	<b>16.02</b>		+0.8
9	1	6	574	Hassan Nasser M. Dawshi	KSA	6 Jun 1991	<b>15.83</b>		+2.5
10	1	3	533	Ronne Malipay	PHI	29 Aug 1993	<b>15.73</b>	<b>SB</b>	+1.7
11	1	12	646	Nattapong Srinonta	THA	8 Dec 2000	<b>15.73</b>		+2.9
12	1	11	588	Sami Mousa A. Bakheet	KSA	6 Dec 2005	<b>15.52</b>		+0.6
13	1	4	188	Chun Wing Wong	HKG	21 Jul 1994	<b>15.13</b>	<b>SB</b>	+1.2
14	1	2	185	Chi Keung Chan	HKG	18 Feb 2003	<b>14.63</b>		+0.1
15	1	1	633	Salim Saydaliev	TJK	27 Sep 1998	<b>14.46</b>	<b>SB</b>	+1.3



### Record History

Page 1 / 1

Record	Result	Name	M.F.	Location	Date
WR	18.29	Jonathan EDWARDS	GBR	Ullevi Stadium, Göteborg (SWE)	7 Aug 1995
WL	17.80	Andy DÍAZ HERNÁNDEZ	ITA	Sports Training Center, Nanjing (CHN) (i)	21 Mar 2025
AR	17.59	Yanxi LI	CHN	Jinan (CHN)	26 Oct 2009
AL	17.37	Praveen CHITHRAVEL	IND	Maharaja's College Grounds, Kochi (IND)	24 Apr 2025
CR	17.22	CHEN Yanping	CHN	Kuala Lumpur (MAS)	23 Oct 1991

## OFFICIAL RESULT

No. 212

### Men's Triple Jump

Final

28 May 2025 / 17:20

Rank	Bib	Name	M.F.	Birth	Order	1	2	3	4	5	6	Result
						Wind						
1	157	Zhu Yaming	CHN	4 May 1994	14	17.06	17.01	16.87	X	X	-	17.06 ✓
						+1.4	+1.9	+0.4	+0.2	+0.4		+1.4
2	225	Praveen Chithravel	IND	5 Jun 2001	15	16.60	16.69	16.90	16.23	16.19	X	16.90 ✓
						+0.7	+0.8	+1.9	+0.0	+0.5	+0.3	+1.9
3	361	Gyumin Yu	KOR	22 Apr 2001	10	16.10	16.82	16.55	X	X	-	16.82 ✓ SB
						+0.8	+2.1	+0.9	+0.4	-1.4		+2.1
4	209	Abdulla Aboobacker Narangolintevida	IND	17 Jan 1996	13	16.40	16.72	16.69	16.39	X	X	16.72 ✓
						+0.8	+0.8	+1.2	-0.2	-0.4	+0.1	+0.8
5	679	Ibrohim Makhkamov	UZB	12 Dec 2004	7	16.24	15.96	15.51	15.91	15.70	15.98	16.24 ✓ PB
						+1.6	+1.0	+1.3	-0.0	-0.0	+0.2	+1.6
6	349	Zelimkhan Nassyrov	KAZ	16 Mar 2003	5	15.40	16.21	15.86	X	14.98	-	16.21 ✓ PB
						+0.6	+2.0	+0.6	+0.0	-0.4		+2.0
7	179	Yun Chen Li	TPE	2 Oct 2001	9	15.26	16.15	15.98	X	15.82	X	16.15 ✓
						+1.3	+2.2	-0.2	+0.4	-0.2	+0.4	+2.2
8	648	Phumiphat Khunmangkon	THA	19 Jan 2004	8	15.80	X	16.02	X	X	14.58	16.02 ✓
						+1.8	+1.6	+0.8	+0.5	+0.3	-0.2	+0.8
9	574	Hassan Nasser M. Dawshi	KSA	6 Jun 1991	6	15.83	X	X				15.83 ✓
						+2.5	+2.6	+3.8				+2.5
10	533	Ronne Malipay	PHI	29 Aug 1993	3	15.41	15.73	15.57				15.73 ✓ SB
						+0.9	+1.7	+0.7				+1.7
11	646	Nattapong Srinonta	THA	8 Dec 2000	12	X	15.73	15.19				15.73 ✓
						+1.2	+2.9	+2.2				+2.9
12	588	Sami Mousa A. Bakheet	KSA	6 Dec 2005	11	X	X	15.52				15.52 ✓
						+0.8	+2.2	+0.6				+0.6

### Record History

Page 1 / 2

Record	Result	Name	M.F.	Location	Date
WR	18.29	Jonathan EDWARDS	GBR	Ullevi Stadium, Göteborg (SWE)	7 Aug 1995
WL	17.80	Andy DÍAZ HERNÁNDEZ	ITA	Sports Training Center, Nanjing (CHN) (i)	21 Mar 2025
AR	17.59	Yanxi LI	CHN	Jinan (CHN)	26 Oct 2009
AL	17.37	Praveen CHITHRAVEL	IND	Maharaja's College Grounds, Kochi (IND)	24 Apr 2025
CR	17.22	CHEN Yanping	CHN	Kuala Lumpur (MAS)	23 Oct 1991




## OFFICIAL RESULT

No. 212

### Men's Triple Jump

Final

28 May 2025 / 17:20

Rank	Bib	Name	M.F.	Birth	Order	1	2	3	4	5	6	Result
						Wind						
13	188	Chun Wing Wong	 HKG	21 Jul 1994	4	X	15.13	15.00				15.13 ✓
						+0.2	+1.2	+0.7				+1.2
14	185	Chi Keung Chan	 HKG	18 Feb 2003	2	13.97	14.61	14.63				14.63 ✓
						+0.5	+0.0	+0.1				+0.1
15	633	Salim Saydaliev	 TJK	27 Sep 1998	1	X	13.96	14.46				14.46 ✓
						+0.4	-0.2	+1.3				+1.3

### Record History

Page 2 / 2

Record	Result	Name	M.F.	Location	Date
WR	18.29	Jonathan EDWARDS	GBR	Ullevi Stadium, Göteborg (SWE)	7 Aug 1995
WL	17.80	Andy DÍAZ HERNÁNDEZ	ITA	Sports Training Center, Nanjing (CHN) (I)	21 Mar 2025
AR	17.59	Yanxi LI	CHN	Jinan (CHN)	26 Oct 2009
AL	17.37	Praveen CHITHRAVEL	IND	Maharaja's College Grounds, Kochi (IND)	24 Apr 2025
CR	17.22	CHEN Yanping	CHN	Kuala Lumpur (MAS)	23 Oct 1991



# 26th Asian Athletics Championships 2025 Gumi

Gumi (Republic of Korea) | 27 - 31 May 2025

## Horizontal Jump Events Record Card

Men's Triple Jump - Final / No. 212

Date: 2025. 5. 28. (Day 2)

Start Time 17:20

Finish Time 19:23

Competition Area: Gumi Stadium, Gumi - Republic of Korea

Start	Bib	Athlete	Nation	FIRST trial	SECOND trial	THIRD trial	Best of 1-3	Pos / After 3	FOURTH trial	FIFTH trial	Pos / Last trial	SIXTH trial	Best of All	RANK	Remarks
					Wind					Wind					
1	633	Salim Saydaliev	TJK	X	13.96	14.46	14.46	1			1		14.46	15	
2	185	Chi Keung Chan	HKG	13.97	14.61	14.63	14.63	1			1		14.63	14	
3	533	Ronne Malipay	PHI	15.41	15.73	15.57	15.73	1			1		15.73	10	
4	188	Chun Wing Wong	HKG	X	15.13	15.00	15.13	1			1		15.13	13	
5	349	Zelimkhan Nassyrov	KAZ	15.40	16.21	15.86	16.21	613	X	14.98	1	-	16.21	6	
6	574	Hassan Nasser M. Dawshi	KSA	15.83	X	X	15.83	1			1		15.83	9	
7	679	Ibrohim Makhkamov	UZB	16.24	15.96	15.51	16.24	514	15.91	15.70	1	15.98	16.24	5	
8	648	Phumiphat Khumangkon	THA	15.80	X	16.02	16.02	811	X	X	1	14.58	16.02	8	
9	179	Yun Chen Li	TPE	15.26	16.15	15.98	16.15	712	X	15.82	1	X	16.15	7	
10	361	Gyumin Yu	KOR	16.10	16.82	16.55	16.82	316	X	X	1	-	16.82	3	

Recorder: HN MRN

Chief Judge: HL MR

Referee: unmarked

# 26th Asian Athletics Championships 2025 Gumi

Gumi (Republic of Korea) | 27 - 31 May 2025

## Horizontal Jump Events Record Card

Men's Triple Jump - Final / No. 212

Date : 2025. 5. 28. (Day 2)

Start Time 17 : 20

Finish Time 19 : 23

Competition Area : Gumi Stadium, Gumi - Republic of Korea

Start	Bib	Athlete	Nation	Wind			Best of 1-3	Pos / After 3	Wind		Pos / Last Trial	SIXTH trial		Best of All	RANK	Remarks
				FIRST trial	SECOND trial	THIRD trial			FOURTH trial	FIFTH trial		Wind	Wind			
11	588	Sami Mousa A. Bakheet	KSA	X	X	(15.52)	15.52	1			1			15.52	12	
12	646	Nattapong Srinonta	THA	X	(15.73)	15.19	15.73	1			1			15.73	11	
13	209	Abdulla Aboobacker Narangolinte vida	IND	16.40	(16.92)	16.69	16.92	4 1 5	16.39	X	1	X		16.72	4	
14	157	Zhu Yaming	CHN	(17.06)	17.01	16.87	17.06	1 1 8	X	X	1	-		17.06	1	
15	225	Praveen Chithravel	IND	16.60	16.69	(16.90)	16.90	2 1 9	16.23	16.19	1	X		16.90	2	

Recorder : mmsh

Chief Judge : W. M. S.

Referee : amrany



# 26th Asian Athletics Championships 2025 Gumi

Gumi (Republic of Korea) | 27 - 31 May 2025

## Horizontal Jump Events Record Card

Men's Triple Jump - Final / No. 212

Date: 2025. 5. 28. (Day 4)

Start Time 17:20

Finish Time 19:23

Competition Area: Gumi Stadium, Gumi - Republic of Korea

Start	Bib	Athlete	Nation	First trial	SECOND trial	THIRD trial	Best of 1-3	Pos / After 3	FOURTH trial	FIFTH trial	Pos / Last Trial	SIXTH trial	Best of All	RANK	Remarks
				Wind					Wind			Wind			
1	633	Salim Saydaliev	TJK	+ 0.4	- 0.2	+ 1.3		1			1				
2	185	Chi Keung Chan	HKG	+ 0.5	+ 0.0	+ 0.1		1			1				
3	533	Ronne Malipay	PHI	+ 0.9	+ 1.7	+ 0.7		1			1				
4	188	Chun Wing Wong	HKG	+ 0.2	+ 1.2	+ 0.7		1			1				
5	349	Zelimkhan Nassyrov	KAZ	+ 0.6	+ 2.0	+ 0.6		13	+ 0.0	- 0.4	1	-			
6	574	Hassan Nasser M. Dawshi	KSA	+ 2.5	+ 2.6	+ 3.8		1			1				
7	679	Ibrohim Makhkamov	UZB	+ 1.6	+ 1.0	+ 1.3		14	- 0.0	- 0.0	1	+ 0.2			
8	648	Phumiphat Khunmangkon	THA	+ 1.8	+ 1.6	+ 0.8		11	+ 0.5	+ 0.3	1	- 0.2			
9	179	Yun Chen Li	TPE	+ 1.3	+ 2.2	- 0.2		12	+ 0.4	- 0.2	1	+ 0.4			
10	361	Gyumin Yu	KOR	+ 0.8	+ 2.1	+ 0.9		16	+ 0.4	- 1.4	1	-			

Recorder: 서 오영

Chief Judge: 김근우

Referee: 임영석



26th Asian Athletics Championships 2025 Gumi  
Gumi (Republic of Korea) | 27 - 31 May 2025  
Horizontal Jump Events Record Card



Men's Triple Jump - Final / No. 212

Date : 2025. 5. 28. (Day 1)

Start Time 17:20

Finish Time 19:23

Competition Area : Gumi Stadium, Gumi - Republic of Korea

Start	Bib	Athlete	Nation	First trial	SECOND trial	THIRD trial	Best of 1-3	Pos / After 3	FOURTH trial	FIFTH trial	Pos / Last Trial	SIXTH trial	Best of All	RANK	Remarks
				Wind					Wind			Wind			
11	588	Sami Mousa A. Bakheet	KSA	+ 0.8	+ 2.2	+ 0.6		1			1				
12	646	Nattapong Srinonta	THA	+ 1.2	+ 2.9	+ 2.2		1			1				
13	209	Abdulla Aboobacker Narangolinte vida	IND	+ 0.8	+ 0.8	+ 1.2		15	- 0.2	- 0.4	1	+ 0.1			
14	157	Zhu Yaming	CHN	+ 1.4	+ 1.9	+ 0.4		18	+ 0.2	+ 0.4	1	-			
15	225	Praveen Chithravel	IND	+ 0.7	+ 0.8	+ 1.9		17	+ 0.0	+ 0.5	1	+ 0.3			

Recorder : 서재호

Chief Judge : 김근우

Referee : 임영희

## OFFICIAL RESULT


No. 213

### Men's 400m

Final

28 May 2025 / 17:40

Rank	Bib	Name	M.F.	Birth	Lane	Result	Reaction Time	
1	544	Ammar Ismail Y Ibrahim	QAT	18 Sep 1996	5	<b>45.33</b>	0.276	AL
2	302	Kentaro Sato	JPN	16 Nov 1994	7	<b>45.50</b>	0.260	AL
3	617	Kalinga Kumarage Hewa Kumarage	SRI	25 Sep 1992	6	<b>45.55</b>	0.232	SB
4	238	Vishal Thennarasu Kayalvizhi	IND	17 Dec 2003	3	<b>45.57</b>	0.210	PB
5	293	Fuga Sato	JPN	1 Jun 1996	4	<b>45.59</b>	0.220	
6	382	Mingyu Shin	KOR	9 Mar 2000	2	<b>45.74</b>	0.197	PB
7	546	Ashraf Hussien M Osman	QAT	2 Dec 2001	1	<b>45.91</b>	0.201	SB
8	475	Umar Osman	MAS	11 Aug 2003	8	<b>46.25</b>	0.219	SB



### Record History

Page 1 / 1

Record	Result	Name	M.F.	Location	Date
WR	<b>43.03</b>	Wayde VAN NIEKERK	RSA	Estádio Olímpico, Rio de Janeiro (BRA)	14 Aug 2016
WL	<b>43.98</b>	Jacory PATTERSON	USA	Ansin Sports Complex, Miramar, FL (USA)	3 May 2025
AR	<b>43.93</b>	Youssef Ahmed MASRAHI	KSA	National Stadium, Beijing (CHN)	23 Aug 2015
AL	<b>45.50</b>	Fuga SATO	JPN	Prefectural Shizuoka Stadium, Fukuroi (JPN)	3 May 2025
CR	<b>44.61</b>	Thilakaratne R.A.Sugath	SRI	Fukuoka(JPN)	20 Jul 1998



출발: 2025-05-28 17:41:25.13    풍속: -2.0 M/S SE

Rank	Bib	Lane	Name	Nation	Mark	승인	ReacTim	Laps
1	544	5	Ammar Ismail Y Ibrahim	QAT	45.325		0.276	
2	302	7	Kentaro Sato	JPN	45.498		0.260	
3	617	6	Kalinga Kumerage Hewa Kumara	SRI	45.541		0.232	
4	238	3	Vishal Thennarasu Kayalvizhi	IND	45.567		0.210	
5	293	4	Fuga Sato	JPN	45.583		0.220	
6	382	2	Mingyu Shin	KOR	45.732		0.197	
7	546	1	Ashraf Hussien M Osman	QAT	45.909		0.201	
8	475	8	Umar Osman	MAS	46.242		0.219	

## OFFICIAL RESULT

No. 214

### Women's 400m

Final

28 May 2025 / 17:50

Rank	Bib	Name	M.F.	Birth	Lane	Result	Reaction Time	
1	1170	Nanako Matsumoto	JPN	3 Sep 1996	6	<b>52.17</b>	0.261	PB
2	1100	Rupal Rupal	IND	23 Dec 2004	4	<b>52.68</b>	0.245	
3	1393	Jonbibi Hukmova	UZB	1 Sep 2005	1	<b>52.79</b>	0.254	PB
4	1112	Vithya Ramraj	IND	20 Sep 1998	8	<b>53.00</b>	0.298	
5	1412	Nguyen Thi Ngoc	VIE	6 Jan 2002	5	<b>53.12</b>	0.304	
6	1030	Liu Yinglan	CHN	21 Oct 2005	3	<b>53.62</b>	0.474	
7	1354	Nadeesha Ramanayaka	SRI	25 Dec 1994	2	<b>54.70</b>	0.328	
	1384	Aminat Kamarudeen	UAE	29 Aug 2007	7	<b>DQ</b>		TR 17.2.3

TK  
TD

### Record History

Page 1 / 1

Record	Result	Name	M.F.	Location	Date
WR	47.60	Marita KOCH	GDR	Bruce Stadium, Canberra (AUS)	6 Oct 1985
WL	48.67	Salwa Eid NASER	BRN	National Stadium, Kingston (JAM)	5 Apr 2025
AR	48.14	Salwa Eid NASER	BRN	Khalifa International Stadium, Doha (QAT)	3 Oct 2019
AL	48.67	Salwa Eid NASER	BRN	National Stadium, Kingston (BRN)	5 Apr 2025
CR	51.05	DAMAYANTHI Dharsha K.V.	SRI	Jakarta (INA)	30 Aug 2000

## OFFICIAL RESULT

No. 215

### Men's 1500m

Final

28 May 2025 / 18:00

Rank	Bib	Name	M.F.	Birth	Order	Result	
1	297	Kazuto Iizawa	JPN	2 Feb 2001	5	3:42.56	PB
2	368	Jaeung Lee	KOR	16 Sep 2002	6	3:42.79	
3	241	Yoonus Shah	IND	10 May 2001	11	3:43.03	
4	260	Ali Amirian	IRI	17 Sep 2003	4	3:43.18	PB
5	308	Nanami Arai	JPN	26 Dec 1994	12	3:45.65	PB
6	139	Liu Dezhu	CHN	16 Sep 2000	2	3:45.88	
7	270	Seyedamir Zamanpour	IRI	28 Aug 2000	10	3:45.93	
8	149	Xi Xiaoheng	CHN	8 Dec 1999	9	3:47.42	SB
9	587	Raed Khairallah E. Aljadani	KSA	2 Aug 1996	8	3:47.66	
10	541	Abdirahman Saeed Hassan	QAT	13 Apr 1997	7	3:47.69	
11	331	Sami Eyas (moh'd Tayseer) Hattab	JOR	12 Apr 2005	3	3:51.29	
12	549	Hatim Aitoulghazi	QAT	23 Feb 2006	1	3:51.90	



### Record History

Page 1 / 1

Record	Result	Name	M.F.	Location	Date
WR	03:26.00	Hicham EL GUERROUJ	MAR	Stadio Olimpico, Roma (ITA)	14 Jul 1998
WL	03:29.53	Jakob INGEBRIGTSEN	NOR	Arena Stade Couvert, Liévin (FRA) (i)	13 Feb 2025
AR	03:29.14	Rashid RAMZI	BRN	Stadio Olimpico, Roma (ITA)	14 Jul 2006
AL	03:38.35	Keisuke MORITA	JPN	Egao Kenko Stadium, Kumamoto (JPN)	12 Apr 2025
CR	03:38.60	KIM Soon Hyung	KOR	Manila (PHI)	3 Dec 1993

## 결승점 - 결과

Camera S/N: 70535

출발: 2025-05-28 18:00:16.87 풍속: -4.6 M/S S

Rank	Bib	Lane	Name	Nation	Mark	승인	ReacTim	Laps
1	297	5	Kazuto Iizawa	JPN	3:42.552	P-450		0
2	368	6	Jaewng Lee	KOR	3:42.788	P-451		0
3	241	11	Yoonus Shah	IND	3:43.028	P-456		0
4	260	4	Ali Amirian	IRI	3:43.173	P-449		0
5	308	12	Nanami Arai	JPN	3:45.644	P-457		0
6	139	2	Liu Dezhu	CHN	3:45.880	P-447		0
7	270	10	Seyedamir Zamanpour	IRI	3:45.924	P-455		0
8	149	9	Xi Xiaoheng	CHN	3:47.416	P-454		0
9	587	8	Raed Khairallah E. Aljadani	KSA	3:47.656	P-453		0
10	541	7	Abdirahman Saeed Hassan	QAT	3:47.684	P-452		0
11	331	3	Sami Eyas (moh'd Tayseer) Hatta	JOR	3:51.288	P-448		0
12	549	1	Hatim Aitoulghazi	QAT	3:51.896	P-446		0



## OFFICIAL RESULT

No. 216

### Women's 1500m

Final

28 May 2025 / 18:10

Rank	Bib	Name	M.F.	Birth	Order	Result	
1	1023	Li Chunhui	CHN	29 Mar 2001	8	4:10.58	AL
2	1097	Pooja Pooja	IND	17 Jun 2002	6	4:10.83	AL
3	1179	Tomoka Kimura	JPN	12 Nov 1994	9	4:11.56	SB
4	1092	Lili Das	IND	18 Mar 1998	12	4:13.81	
5	1240	Nayeon Park	KOR	9 Jan 1998	7	4:15.64	PB
6	1182	Yume Goto	JPN	25 Feb 2000	4	4:16.52	SB
7	1414	Nguyen Thi Oanh	VIE	15 Aug 1995	10	4:20.02	
8	1324	Layla Almasri	PLE	26 Jun 1999	5	4:21.20	
9	1253	Yujin Kim	KOR	21 Jul 1996	3	4:24.18	
10	1220	Dawon Song	KOR	2 Aug 2008	11	4:34.95	
11	1315	Phulmati Rana	NEP	13 May 1991	1	4:43.51	
12	1194	Aiana Bolatbekkyzy	KAZ	5 Nov 2006	2	4:44.09	
13	1262	Amal Alroumi	KUW	22 Aug 1992	13	4:47.31	



### Record History

Page 1 / 1

Record	Result	Name	M.F.	Location	Date
WR	03:49.04	Faith KIPYEGON	KEN	Stade Charl��ty, Paris (FRA)	7 Jul 2024
WL	03:53.92	Gudaf TSEGAY	ETH	Arena, Toru�� (POL) (i)	16 Feb 2025
AR	03:50.46	Yunxia QU	CHN	Beijing (CHN)	11 Sep 1993
AL	04:10.88	Lili DAS	IND	Maharaja's College Grounds, Kochi (IND)	21 Apr 2025
CR	04:06.75	TANAKA Nozomi	JPN	Suphachalasai Stadium Bangkok (THA)	12 Jul 2023

결승전 - 결과

Camera S/N: 7063E

출발: 2025-05-28 18:10:16.24    풍속: -2.0 M/S SE

Rank	Bib	Lane	Name	Nation	Mark	승인	ReacTim	Laps
1	1023	8	Li Chunhui	CHN	4:10.575	P-465		0
2	1097	6	Pooja Pooja	IND	4:10.826	P-463		0
3	1179	9	Tomoka Kimura	JPN	4:11.554	P-466		0
4	1092	12	Lil Das	IND	4:13.804	P-469		0
5	1240	7	Nayeon Park	KOR	4:15.631	P-464		0
6	1182	4	Yume Goto	JPN	4:16.518	P-461		0
7	1414	10	Nguyen Thi Oanh	VIE	4:20.014	P-467		0
8	1324	5	Layla Almasri	PLE	4:21.198	P-462		0
9	1253	3	Yujin Kim	KOR	4:24.172	P-460		0
10	1220	11	Dawon Song	KOR	4:34.946	P-468		0
11	1315	1	Phulmati Rana	NEP	4:43.502	P-458		0
12	1194	2	Aiana Bolatbekkyzy	KAZ	4:44.085	P-459		0
13	1262	13	Amal Alroumi	KUW	4:47.306	P-470		0

## SUMMARY

### Decathlon

1500m

28 May 2025 / 19:15

Rank	Bib	Name	M.F.	Birth	100m	longjump	shotput	highjump	400m	110mH	discusthrow	polevault	javelinthrow	1500m	Point
1	130	Fei Xiang	CHN	9 Sep 1998	755 11.49 -1.1	828 7.06 +0.1	682 13.25	813 2.01	797 50.39	897 14.61 -0.1	697 41.60	849 4.80 0	664 55.09	652✓ 4:44.50	7634 ✓
2	236	Tejaswin Shankar	IND	21 Dec 1998	817 11.20 -0.8	881 7.28 +0.2	715 13.79	982 2.19	810 50.10	901 14.58 +0.9	619 37.74	590 3.90 0	610 51.46	693✓ 4:37.99	7618
3	298	Keisuke Okuda	JPN	23 Oct 1996	850 11.05 -1.1	750 6.73 +1.4	660 12.88	577 1.74	885 48.50	860 14.91 +0.9	719 42.69	819 4.70 0	802 64.24	680✓ 4:40.04	7602
4	163	Chen Yu Wang	TPE	12 Dec 1999	786 11.34 -0.8	821 7.03 +0.1	720 13.86	758 1.95	784 50.66	903 14.56 -0.1	657 39.62	702 4.30 0	801 64.16	614✓ 4:50.75	7546
5	165	Chia Hsuan Cho	TPE	20 Jun 2002	801 11.27 -0.8	821 7.03 +0.9	621 12.24	731 1.92	771 50.96	890 14.67 +0.9	588 36.21	702 4.30 0	709 58.11	641✓ 4:46.35	7275
6	381	Junyoung Park	KOR	2 Apr 2002	789 11.33 -0.8	753 6.74 -0.3	592 11.76	758 1.95	793 50.47	801 15.41 +0.9	500 31.82	790 4.60 0	602 50.90	675✓ 4:40.86	7053
7	279	Haman Abdullah G hraiiri	IRQ	2 Oct 2000	746 11.53 -1.1	750 6.73 +0.3	631 12.40	679 1.86	850 49.24	812 15.31 -0.1	538 33.70	645 4.10 0	590 50.11	753✓ 4:28.80	6994
8	528	Hokett Delos Santos	PHI	28 Oct 2002	742 11.55 -1.1	606 6.09 +1.0	541 10.92	602 1.77	853 49.17	810 15.33 -0.1	535 33.57	880 4.90 0	578 49.26	701✓ 4:36.78	6848
	325	Yuma Maruyama	JPN	3 Jun 1998	878 10.92 -0.8	876 7.26 -0.8	704 13.61	758 1.95	849 49.25	907 14.53 +0.9	655 39.53	673 4.20 0	585 49.79	0 DNS	DNF
	584	Muhsin Hasan A. A Idabboos	KSA	25 Jul 2000	797 11.29 -1.1	0 DNS	0 DNS								DNF
	682	Nodir Norbaev	UZB	4 Feb 2005	753 11.50 -1.1	776 6.84 +0.3	0 DNS								DNF



## Record History

Page 1 / 1

Record	Result	Name	M.F.	Location	Date
WR	9126	Kevin MAYER	FRA	Stade Pierre Paul Bernard, Talence (FRA)	16 Sep 2018
WL	8265	Till STEINFORTH	GER	Drake Stadium, Des Moines, IA (USA)	24 Apr 2025
AR	8725	Dmitriy KARPOV	KAZ	Olympic Stadium, Athina (GRE)	24 Aug 2004
AL	7603	Tejaswin SHANKAR	IND	Maharaja's College Grounds, Kochi (IND)	24 Apr 2025
CR	8037	KARPOV Dmitriy	KAZ	Pune (IND)	7 Jul 2013

## OFFICIAL RESULT

No. 218

### Decathlon

1500m

28 May 2025 / 19:15

Rank	Bib	Name	M.F.	Birth	Order	Result	Point	
1	279	Haman Abdullah Ghairi	IRQ	2 Oct 2000	4	4:28.80	753	P-486
2	528	Hokett Delos Santos	PHI	28 Oct 2002	9	4:36.78	701	P-491
3	236	Tejaswin Shankar	IND	21 Dec 1998	7	4:37.99	693	P-489
4	298	Keisuke Okuda	JPN	23 Oct 1996	6	4:40.04	680	P-488
5	381	Junyoung Park	KOR	2 Apr 2002	3	4:40.86	675	P-485
6	130	Fei Xiang	CHN	9 Sep 1998	5	4:44.50	652	P-487
7	165	Chia Hsuan Cho	TPE	20 Jun 2002	8	4:46.35	641	P-490
8	163	Chen Yu Wang	TPE	12 Dec 1999	2	4:50.75	614	P-484
	325	Yuma Maruyama	JPN	3 Jun 1998	1		0	P-483

### Record History

Page 1 / 1

Record	Result	Name	M.F.	Location	Date
WR	03:26.00	Hicham EL GUERROUJ	MAR	Stadio Olimpico, Roma (ITA)	14 Jul 1998
WL	03:29.53	Jakob INGEBRIGTSEN	NOR	Arena Stade Couvert, Liévin (FRA) (i)	13 Feb 2025
AR	03:29.14	Rashid RAMZI	BRN	Stadio Olimpico, Roma (ITA)	14 Jul 2006
AL	03:38.35	Keisuke MORITA	JPN	Egao Kenko Stadium, Kumamoto (JPN)	12 Apr 2025
CR	03:38.60	KIM Soon Hyung	KOR	Manila (PHI)	3 Dec 1993

## 결승점 - 결과

Camera SN: 70535

출발: 2025-05-28 19:15:17.34 풍속: -0.3 M/S S

Rank	Bib	Lane	Name	Nation	Mark	승인	Laps
1	279	4	Haman Abdullah Ghairi	IRQ	4:28.794	P-486	0
2	528	9	Hokett Delos Santos	PHI	4:36.776	P-491	0
3	236	7	Tejaswin Shankar	IND	4:37.988	P-489	0
4	298	6	Keisuke Okuda	JPN	4:40.040	P-488	0
5	381	3	Junyoung Park	KOR	4:40.860	P-485	0
6	130	5	Fei Xiang	CHN	4:44.497	P-487	0
7	165	8	Chia Hsuan Cho	TPE	4:46.349	P-490	0
8	163	2	Chen Yu Wang	TPE	4:50.743	P-484	0
DNS	325	1	Yuma Maruyama	JPN		P-483	2 3/4



## OFFICIAL RESULT

No. 219

### 4x400 Mixed Relay

Final

28 May 2025 / 19:40

Rank	M.F.	Bib	Name	Birth	Lane	Reaction Time	Result
1	 IND	230	Santhosh Kumar Tamilarasan	1 Jan 1998	6	0.261	3:18.12
		1100	Rupal Rupal	23 Dec 2004			
		238	Vishal Thennarasu Kayalvizhi	17 Dec 2003			
		1109	Subha Venkatesan	31 Aug 1999			
2	 CHN	138	Liang Baotang	18 Nov 2003	4	0.227	3:20.52 <span>SB</span>
		1038	Wu Hongjiao	25 Jul 2003			
		126	Ailixier Wumaier	25 May 2006			
		1030	Liu Yinglan	21 Oct 2005			
3	 SRI	623	Sadew Wimansa Rajakaruna Senarath Mudiyansele	2 May 2007	7	0.293	3:21.95
		1357	Sayuri Lakshima Mendis Balapuwaduge	17 Aug 2002			
		617	Kalinga Kumarage Hewa Kumarage	25 Sep 1992			
		1356	Nishendra Harshani Fernando Maddappuli Arachchige	15 Mar 2000			
4	 KAZ	337	Andrey Sokolov	21 Jan 1995	5	0.228	3:22.70
		1201	Kristina Kondrashova	28 Oct 1999			
		345	Mikhail Litvin	5 Jan 1996			
		1195	Alexandra Zalyubovskaya	27 Sep 2002			
5	 KOR	382	Mingyu Shin	9 Mar 2000	3	0.236	3:22.87 <span>PB</span>
		1243	Seoyoon Kim	12 Mar 2003			
		391	Seungkyun Joo	3 Sep 2001			
		1233	Juha Kim	16 Jan 2001			
6	 UAE	665	Muath Abdalla	3 Apr 1997	1	0.250	3:25.73
		1384	Aminat Kamarudeen	29 Aug 2007			
		666	Suleiman Abdulrahman	11 Aug 2007			
		1385	Mariam Kareem	25 Jan 2008			
7	 THA	639	Jirateep Bunde	27 Apr 2003	8	0.294	3:26.05 <span>PB</span>
		1362	Arisa Weruwanarak	26 Jun 2003			
		640	Jirayu Pleenaram	9 Feb 1996			
		1364	Benny Nontanam	15 May 2001			
8	 UZB	670	Abbosbek Toshtemirov	16 Sep 2003	2	0.287	3:28.67 <span>PB</span>
		1394	Laylo Allaberganova	5 Feb 1996			
		681	Khasanbek Rustamjonov	7 Jul 2007			
		1393	Jonbibi Hukmova	1 Sep 2005			

### Record History

Page 1 / 1

Record	Result	Name	M.F.	Location	Date
WR	03:07.41	United States	USA	Stade de France, Paris (FRA)	2 Aug 2024
WL	03:09.54	United States	USA	Tianhe Sports Center, Guangzhou (CHN)	11 May 2025
AR	03:11.82	Bahrain	BRN	Khalifa International Stadium, Doha (QAT)	29 Sep 2019
CR	03:14.70	India Team	IND	Suphachalasai Stadium Bangkok (THA)	14 Jul 2023

## RESULT

No. 219

### 4x400 Mixed Relay

Final

28 May 2025 / 19:40

Rank	M.F.	Bib	Name	Birth	Lane	Reaction Time	Result
1	IND	230	Santhosh Kumar Tamilarasan	1 Jan 1998			
		1100	Rupal Rupal	23 Dec 2004			
		238	Vishal Thennarasu Kayaivizhi	17 Dec 2003	6	0.261	3:18.12
		1109	Subha Venkatesan	31 Aug 1999			
2	CHN	138	Liang Baotang	18 Nov 2003			
		1038	Wu Hongjiao	25 Jul 2003	4	0.227	3:20.52 SB
		126	Ailixier Wumaier	25 May 2006			
		1030	Liu Yinglan	21 Oct 2005			
3	SRI	623	Sadew Wimansa Rajakaruna Senarath Mudiyansele	2 May 2007			
		1357	Sayuri Lakshima Mendis Balapuwaduge	17 Aug 2002	7	0.293	3:21.95
		617	Kalinga Kumarage Hewa Kumarage	25 Sep 1992			
		1356	Nishendra Harshani Fernando Maddappuli Arachchige	15 Mar 2000			
4	KAZ	337	Andrey Sokolov	21 Jan 1995			
		1201	Kristina Kondrashova	28 Oct 1999	5	0.228	3:22.70
		345	Mikhail Litvin	5 Jan 1996			
		1195	Alexandra Zalyubovskaya	27 Sep 2002			
5	KOR	382	Mingyu Shin	9 Mar 2000			
		1243	Seoyoon Kim	12 Mar 2003	3	0.236	3:22.87 PB
		391	Seungkyun Joo	3 Sep 2001			
		1233	Juha Kim	16 Jan 2001			
6	UAE	665	Muath Abdalla	3 Apr 1997			
		1384	Aminat Kamarudeen	29 Aug 2007	1	0.250	3:25.73
		666	Suleiman Abdulrahman	11 Aug 2007			
		1385	Mariam Kareem	25 Jan 2008			
7	THA	639	Jirateep Bunde	27 Apr 2003			
		1362	Arisa Weruwanarak	26 Jun 2003	8	0.294	3:26.05 PB
		640	Jirayu Pleenaram	9 Feb 1996			
		1364	Benny Nontanam	15 May 2001			
8	UZB	670	Abbosbek Toshtemirov	16 Sep 2003			
		1394	Laylo Allaberganova	5 Feb 1996	2	0.287	3:28.67 PB
		681	Khasanbek Rustamjonov	7 Jul 2007			
		1393	Jonbibi Hukmova	1 Sep 2005			

Recorder : \_\_\_\_\_

Chief Judge : \_\_\_\_\_

Referee : H. Selcin

8:50

### Record History

Page 1 / 1

Record	Result	Name	M.F.	Location	Date
WR	03:07.41	United States	USA	Stade de France, Paris (FRA)	2 Aug 2024
WL	03:09.54	United States	USA	Tianhe Sports Center, Guangzhou (CHN)	11 May 2025
AR	03:11.82	Bahrain	BRN	Khalifa International Stadium, Doha (QAT)	29 Sep 2019
CR	03:14.70	India Team	IND	Suphachalasai Stadium Bangkok (THA)	14 Jul 2023

출발: 2025-05-28 19:47:17.08    풍속: -0.2 M/S SE

Rank	Bib	Lane	Name	Nation	Mark	승인	ReacTime	Laps
1		6		IND	3:18.120		0.261	
2		4		CHN	3:20.518		0.227	
3		7		SRI	3:21.948		0.293	
4		5		KAZ	3:22.700		0.228	
5		3		KOR	3:22.864		0.236	
6		1		UAE	3:25.726		0.250	
7		8		THA	3:26.043		0.294	
8		2		UZB	3:28.665		0.287	

## SUMMARY

No. 220

### Women's 100m

Final

28 May 2025 / 19:50

Rank	Group	Lane	Bib	Name	M.F.	Birth	Result	Medal	Wind
1	1	3	1027	Liang Xiaojing	CHN	7 Apr 1997	<b>11.37</b>	Gold	-0.1
2	1	6	1346	Veronica Shanti Pereira	SGP	20 Sep 1996	<b>11.41</b>	Silver	-0.1
3	1	4	1418	Tran Thi Nhi Yen	VIE	9 Jul 2005	<b>11.54</b>	Bronze	-0.1
4	1	1	1149	Aiha Yamagata	JPN	11 Oct 2005	<b>11.66</b>		-0.1
5	1	5	1162	Midori Mikase	JPN	2 Jun 2001	<b>11.74</b>		-0.1
6	1	2	1051	Chia Chen Hu	TPE	28 Mar 1997	<b>11.85</b>		-0.1
7	1	7	1043	Zhu Junying	CHN	9 Sep 2004	<b>11.89</b>		-0.1
8	1	8	1298	Zaidatul Husniah Zulkifli	MAS	20 Aug 1993	<b>12.01</b>		-0.1



### Record History

Page 1 / 1

Record	Result	Name	M.F.	Location	Date
WR	10.49	Florence GRIFFITH-JOYNER	USA	Indianapolis, IN (USA)	16 Jul 1988
WL	10.92	Tia CLAYTON	JAM	Suhaim bin Hamad Stadium, Doha (QAT)	16 May 2025
AR	10.79	Xuemei LI	CHN	Shanghai (CHN)	18 Oct 1997
AL	11.03	Xiaojing LIANG	CHN	Zhaoqing Sports Center, Zhaoqing (CHN)	12 Apr 2025
CR	11.17	SAFRONOVA Olga	KAZ	Khalifa International Stadium Doha (QAT)	22 Apr 2019

## OFFICIAL RESULT

No. 220

### Women's 100m

Final

28 May 2025 / 19:50

Wind : -0.1m/s

Rank	Bib	Name	M.F.	Birth	Lane	Result	Reaction Time
1	1027	Liang Xiaojing	CHN	7 Apr 1997	3	<b>11.37</b>	0.181
2	1346	Veronica Shanti Pereira	SGP	20 Sep 1996	6	<b>11.41</b>	0.187
3	1418	Tran Thi Nhi Yen	VIE	9 Jul 2005	4	<b>11.54</b>	0.173
4	1149	Aiha Yamagata	JPN	11 Oct 2005	1	<b>11.66</b>	0.207
5	1162	Midori Mikase	JPN	2 Jun 2001	5	<b>11.74</b>	0.197
6	1051	Chia Chen Hu	TPE	28 Mar 1997	2	<b>11.85</b>	0.190
7	1043	Zhu Junying	CHN	9 Sep 2004	7	<b>11.89</b>	0.233
8	1298	Zaidatul Husniah Zulkifli	MAS	20 Aug 1993	8	<b>12.01</b>	0.190



### Record History

Page 1 / 1

Record	Result	Name	M.F.	Location	Date
WR	10.49	Florence GRIFFITH-JOYNER	USA	Indianapolis, IN (USA)	16 Jul 1988
WL	10.92	Tia CLAYTON	JAM	Suhaim bin Hamad Stadium, Doha (QAT)	16 May 2025
AR	10.79	Xuemei LI	CHN	Shanghai (CHN)	18 Oct 1997
AL	11.03	Xiaojing LIANG	CHN	Zhaoqing Sports Center, Zhaoqing (CHN)	12 Apr 2025
CR	11.17	SAFRONOVA Olga	KAZ	Khalifa International Stadium Doha (QAT)	22 Apr 2019



결승점 - 결과

Camera SN: 7063E

출발: 2025-05-28 19:59:46.64    풍속: -0.1 M/S W

Rank	Bib	Lane	Name	Nation	Mark	승인	ReacTime	Laps
1	1027	3	Liang Xiaojing	CHN	11.366		0.181	
2	1346	6	Veronica Shanti Pereira	SGP	11.409		0.187	
3	1418	4	Tran Thi Nhi Yen	VIE	11.532		0.173	
4	1149	1	Aiha Yamagata	JPN	11.654		0.207	
5	1162	5	Midori Mikase	JPN	11.732		0.197	
6	1051	2	Chia Chen Hu	TPE	11.841		0.190	
7	1043	7	Zhu Junying	CHN	11.888		0.233	
8	1298	8	Zaidatul Husniah Zulkifi	MAS	12.006		0.190	

## OFFICIAL RESULT

No. 221

### Men's 100m

Final

28 May 2025 / 20:00

Wind : +0.6m/s

Rank	Bib	Name	M.F.	Birth	Lane	Result	Reaction Time	
1	295	Hiroki Yanagita	JPN	25 Jul 2003	4	<b>10.20</b> (.194)	0.216	SB
2	649	Puripol Boonson	THA	13 Jan 2006	3	<b>10.20</b> (.196)	0.197	
3	564	Abdullah Abkar M. Mohammed	KSA	1 Jan 1997	6	<b>10.30</b> (.296)	0.157	
4	507	Malham Al Balushi	OMA	2 Sep 2000	8	<b>10.30</b> (.299)	0.189	
5	147	Wang Shengjie	CHN	31 Mar 2000	7	<b>10.31</b>	0.186	SB
6	505	Ali Al Balushi	OMA	24 Apr 2002	5	<b>10.33</b>	0.217	
7	292	Akihiro Higashida	JPN	13 Dec 1995	1	<b>10.39</b>	0.187	
8	263	Hassan Taftian	IRI	4 May 1993	2	<b>10.41</b>	0.221	



### Record History

Page 1 / 1

Record	Result	Name	M.F.	Location	Date
WR	9.58	Usain BOLT	JAM	Olympiastadion, Berlin (GER)	16 Aug 2009
WL	9.90	Akani SIMBINE	RSA	National Stadium, Gaborone (BOT)	12 Apr 2025
AR	9.83	Bingtian SU	CHN	National Stadium, Tokyo (JPN)	1 Aug 2021
AL	10.03	Ali AL BALUSHI	OMA	Suhaim bin Hamad Stadium, Doha (QAT)	7 Apr 2025
CR	9.91	FEMI Seun Ogunode	QAT	Sports Center Stadium Wuhan(CHN)	4 Jun 2015

## SUMMARY

No. 221

### Men's 100m

Final

28 May 2025 / 20:00

Rank	Group	Lane	Bib	Name	M.F.	Birth	Result	Medal	Wind
1	1	4	295	Hiroki Yanagita	JPN	25 Jul 2003	10.20 (.194)	Gold <span>SB</span>	+0.6
2	1	3	649	Puripol Boonson	THA	13 Jan 2006	10.20 (.196)	Silver	+0.6
3	1	6	564	Abdullah Abkar M. Mohammed	KSA	1 Jan 1997	10.30 (.296)	Bronze	+0.6
4	1	8	507	Malham Al Balushi	OMA	2 Sep 2000	10.30 (.299)		+0.6
5	1	7	147	Wang Shengjie	CHN	31 Mar 2000	10.31	<span>SB</span>	+0.6
6	1	5	505	Ali Al Balushi	OMA	24 Apr 2002	10.33		+0.6
7	1	1	292	Akihiro Higashida	JPN	13 Dec 1995	10.39		+0.6
8	1	2	263	Hassan Taftian	IRI	4 May 1993	10.41		+0.6



## Record History

Page 1 / 1

Record	Result	Name	M.F.	Location	Date
WR	9.58	Usain BOLT	JAM	Olympiastadion, Berlin (GER)	16 Aug 2009
WL	9.90	Akani SIMBINE	RSA	National Stadium, Gaborone (BOT)	12 Apr 2025
AR	9.83	Bingtian SU	CHN	National Stadium, Tokyo (JPN)	1 Aug 2021
AL	10.03	Ali AL BALUSHI	OMA	Suhaim bin Hamad Stadium, Doha (QAT)	7 Apr 2025
CR	9.91	FEMI Seun Ogunode	QAT	Sports Center Stadium Wuhan(CHN)	4 Jun 2015

## 결승점 - 결과

Camera S/N: 7053

출발: 2025-05-28 20:07:54.67 풍속: +0.6 M/S NE

Rank	Bib	Lane	Name	Nation	Mark	승인	ReactTime	Laps
1	295	4	Hiroki Yanagita	JPN	10.194		0.216	
2	649	3	Puripol Boonson	THA	10.196		0.197	
3	564	6	Abdullah Abkar M. Mohamme	KSA	10.296		0.157	
4	507	8	Malham Al Balushi	OMA	10.299		0.189	
5	147	7	Wang Shengjie	CHN	10.308		0.186	
6	505	5	Ali Al Balushi	OMA	10.326		0.217	
7	292	1	Akihiro Higashida	JPN	10.382		0.187	
8	263	2	Hassan Taftian	IRI	10.408		0.221	



# ALL RESULTS

# DAY 3

**29 MAY 2025**

**26<sup>TH</sup> ASIAN ATHLETICS CHAMPIONSHIPS**

**GUMI, KOREA**



## SUMMARY

### Heptathlon

100m Hurdles

29 May 2025 / 10:00

Rank	Bib	Name	M.F.	Birth	100mH	highjump	shotput	200m	longjump	javelinthrow	800m	Point
1	1093	Nandini Agasara	IND	7 Aug 2003	13.67	-1.4						1026
2	1129	Fatemeh Mohitizade	IRI	29 Jul 2003	14.20	-1.4						950
3	1029	Liu Jingyi	CHN	4 Aug 2000	14.23	-0.3						946
4	1050	Cai Juan Chen	TPE	29 Jan 2001	14.35	-0.3						929
5	1404	Ugiloy Norboeva	UZB	30 Jan 2004	14.50	-0.3						909
6	1055	Pei Hsuan Lin	TPE	11 Oct 2007	14.60	-1.4						895
7	1228	Iseul Han	KOR	25 Mar 2003	14.67	-1.4						886
8	1196	Alina Chistyakova	KAZ	30 Apr 2005	14.76	-1.4						874
9	1208	Yekaterina Avdeyenko	KAZ	20 Dec 2004	33.47	-0.3						0

## Record History

Page 1 / 1

Record	Result	Name	M.F.	Location	Date
WR	7291	Jackie JOYNER-KERSEE	USA	Olympic Stadium, Seoul (KOR)	24 Sep 1988
WL	6396	Martha ARAUJO	COL	Pista de Atletismo Justo Román, Mar del Plata (ARG)	27 Apr 2025
AR	6942	Ghada SHOUAA	SYR	Götzis (AUT)	26 May 1996
AL	5813	Nandini AGASARA	IND	Maharaja's College Grounds, Kochi (IND)	22 Apr 2025
CR	6259	SHOUAA Ghada	SYR	Nanila (PHI)	3 Dec 1993

## OFFICIAL RESULT

No. 301

### Heptathlon

100m Hurdles 2 / 2

29 May 2025 / 10:00

Wind : -1.4m/s

Rank	Bib	Name	M.F.	Birth	Lane	Result	Reaction Time	Point
1	1029	Liu Jingyi	 CHN	4 Aug 2000	5	<b>14.23</b>	0.206	<b>946</b>
2	1050	Cai Juan Chen	 TPE	29 Jan 2001	3	<b>14.35</b>	0.297	<b>929</b>
3	1404	Ugiloy Norboeva	 UZB	30 Jan 2004	4	<b>14.50</b>	0.149	<b>909</b>
4	1208	Yekaterina Avdeyenko	 KAZ	20 Dec 2004	6	<b>33.47</b>	0.184	<b>0</b>



### Record History

Page 2 / 2

Record	Result	Name	M.F.	Location	Date
WR	<b>12.12</b>	Tobi AMUSAN	NGR	Hayward Field, Eugene, OR (USA)	24 Jul 2022
WL	<b>12.17</b>	Masai RUSSELL	USA	Ansin Sports Complex, Miramar, FL (USA)	2 May 2025
AR	<b>12.44</b>	Olga SHISHIGINA	KAZ	Luzern (SUI)	27 Jun 1995
AL	<b>12.96</b>	Yanni WU	CHN	China Textile City Sports Centre, Shaoxing/Keqiao (CHN)	3 May 2025
CR	<b>12.97</b>	YUN Feng	CHN	Fukuoka (JPN)	20 Jul 1998

## OFFICIAL RESULT

No. 301

### Heptathlon

100m Hurdles 1 / 2

29 May 2025 / 10:00

Wind : -1.4m/s

Rank	Bib	Name	M.F.	Birth	Lane	Result	Reaction Time	Point
1	1093	Nandini Agasara	IND	7 Aug 2003	3	<b>13.67</b>	0.185	<b>1026</b>
2	1129	Fatemeh Mohitizade	IRI	29 Jul 2003	5	<b>14.20</b>	0.210	<b>950</b>
3	1055	Pei Hsuan Lin	TPE	11 Oct 2007	4	<b>14.60</b>	0.127	<b>895</b>
4	1228	Iseul Han	KOR	25 Mar 2003	2	<b>14.67</b>	0.175	<b>886</b>
5	1196	Alina Chistyakova	KAZ	30 Apr 2005	6	<b>14.76</b>	0.251	<b>874</b>



### Record History

Page 1 / 2

Record	Result	Name	M.F.	Location	Date
WR	12.12	Tobi AMUSAN	NGR	Hayward Field, Eugene, OR (USA)	24 Jul 2022
WL	12.17	Masai RUSSELL	USA	Ansin Sports Complex, Miramar, FL (USA)	2 May 2025
AR	12.44	Olga SHISHIGINA	KAZ	Luzern (SUI)	27 Jun 1995
AL	12.96	Yanni WU	CHN	China Textile City Sports Centre, Shaoxing/Keqiao (CHN)	3 May 2025
CR	12.97	YUN Feng	CHN	Fukuoka (JPN)	20 Jul 1998

결승점 - 결과

Camera S/N: 70531

출발: 2025-05-29 10:10:01.88    풍속: -0.3 M/S E

Rank	Bib	Lane	Name	Nation	Mark	승인	ReactTime	Laps
1	1029	5	Liu Jingyi	CHN	14.230		0.206	
2	1050	3	Cai Juan Chen	TPE	14.342		0.297	
3	1404	4	Ugiloy Norboeva	UZB	14.491	TR 16.8	0.322	
4	1208	6	Yekaterina Avdeyenko	KAZ	33.470		0.184	



## 결승점 - 결과

Camera S/N: 70535

출발: 2025-05-29 10:00:34.57 풍속: -1.4 M/S S

Rank	Bib	Lane	Name	Nation	Mark	승인	ReacTime	Laps
1	1093	3	Nandini Agasera	IND	13.663		0.185	
2	1129	5	Fatemeh Mohitizade	IRI	14.195		0.210	
3	1055	4	Pei Hsuan Lin	TPE	14.598		0.127	
4	1228	2	Iseul Han	KOR	14.667		0.175	
5	1196	6	Alina Chistyakova	KAZ	14.760		0.251	





## SUMMARY

No. 302

### Women's 10000m

Final

29 May 2025 / 10:15

Rank	Group	Order	Bib	Name	M.F.	Birth	Result	Medal		
1	1	12	1200	Daisy Jepkemei	KAZ	13 Feb 1996	30:48.44	Gold	AL	P-503
2	1	11	1174	Ririka Hironaka	JPN	24 Nov 2000	30:56.32	Silver	AL	P-502
3	1	9	1164	Mikuni Yada	JPN	29 Oct 1999	31:12.21	Bronze	AL	P-500
4	1	8	1018	He Wuga	CHN	28 Jul 1998	31:36.18		SB	P-499
5	1	5	1102	Sanjivani Baburao Jadhav	IND	12 Jul 1996	33:08.17		SB	P-496
6	1	10	1103	Seema Seema	IND	10 Jan 2001	33:08.23			P-501
7	1	3	1353	Methmi Rasara Wijesuriya Wijesooriya Arachchilage	SRI	24 Nov 2002	33:21.62		PB	P-494
8	1	1	1122	Odekta Elvina Naibaho	INA	5 Nov 1991	33:32.77		PB	P-492
9	1	6	1032	Ma Xiuzhen	CHN	5 Jul 2000	33:42.03			P-497
10	1	4	1221	Doyeon Kim	KOR	2 Sep 1993	34:12.70			P-495
11	1	2	1234	Jungyoon Choi	KOR	13 Jun 1993	34:34.93		SB	P-493
	1	7	1002	Violah Jepchumba Motosio	BRN	23 Oct 1990	DNF			P-498



### Record History

Page 1 / 1

Record	Result	Name	M.F.	Location	Date
WR	28:54.14	Beatrice CHEBET	KEN	Hayward Field, Eugene, OR (USA)	25 May 2024
WL	30:36.56	Elise CRANNY	USA	JSerra Catholic HS, San Juan Capistrano, CA (USA)	29 Mar 2025
AR	29:31.78	Junxia WANG	CHN	Beijing (CHN)	8 Sep 1993
AL	31:13.78	Ririka HIRONAKA	JPN	Egao Kenko Stadium, Kumamoto (JPN)	12 Apr 2025
CR	31:15.62	Eshetu Habtegebrel Shitaye	BRN	Khalifa International Stadium Doha (QAT)	23 Apr 2019

## OFFICIAL RESULT

No. 302

### Women's 10000m

Final

29 May 2025 / 10:15

Rank	Bib	Name	M.F.	Birth	Order	Result		
1	1200	Daisy Jepkemei	 KAZ	13 Feb 1996	12	<b>30:48.44</b>	AL	P-503
2	1174	Ririka Hironaka	 JPN	24 Nov 2000	11	<b>30:56.32</b>	AL	P-502
3	1164	Mikuni Yada	 JPN	29 Oct 1999	9	<b>31:12.21</b>	AL	P-500
4	1018	He Wuga	 CHN	28 Jul 1998	8	<b>31:36.18</b>	SB	P-499
5	1102	Sanjivani Baburao Jadhav	 IND	12 Jul 1996	5	<b>33:08.17</b>	SB	P-496
6	1103	Seema Seema	 IND	10 Jan 2001	10	<b>33:08.23</b>		P-501
7	1353	Methmi Rasara Wijesuriya Wijesooriya Arachchilage	 SRI	24 Nov 2002	3	<b>33:21.62</b>	PB	P-494
8	1122	Odekta Elvina Naibaho	 INA	5 Nov 1991	1	<b>33:32.77</b>	PB	P-492
9	1032	Ma Xiuzhen	 CHN	5 Jul 2000	6	<b>33:42.03</b>		P-497
10	1221	Doyeon Kim	 KOR	2 Sep 1993	4	<b>34:12.70</b>		P-495
11	1234	Jungyoon Choi	 KOR	13 Jun 1993	2	<b>34:34.93</b>	SB	P-493
	1002	Violah Jepchumba Motosio	 BRN	23 Oct 1990	7	<b>DNF</b>		P-498

*Handwritten signature/initials*

### Record History

Page 1 / 1

Record	Result	Name	M.F.	Location	Date
WR	28:54.14	Beatrice CHEBET	KEN	Hayward Field, Eugene, OR (USA)	25 May 2024
WL	30:36.56	Elise CRANNY	USA	JSerra Catholic HS, San Juan Capistrano, CA (USA)	29 Mar 2025
AR	29:31.78	Junxia WANG	CHN	Beijing (CHN)	8 Sep 1993
AL	31:13.78	Ririka HIRONAKA	JPN	Egao Kenko Stadium, Kumamoto (JPN)	12 Apr 2025
CR	31:15.62	Eshetu Habtegebrel Shitaye	BRN	Khalifa International Stadium Doha (QAT)	23 Apr 2019

## 결승점 - 결과

Camera S/N: 7053

출발: 2025-05-29 10:19:03.88 풍속: -0.4 M/S SE

Rank	Bib	Lane	Name	Nation	Mark	Laps
1	1200	12	Daisy Jepkemei	KAZ	30:48.434	0
2	1174	11	Ririka Hironaka	JPN	30:56.316	0
3	1164	9	Mikuni Yada	JPN	31:12.204	0
4	1018	8	He Wuga	CHN	31:36.179	0
5	1102	5	Sanjivani Baburao Jadhav	IND	33:08.162	0
6	1103	10	Seema Seema	IND	33:08.224	0
7	1353	3	Methmi Rasara Wijesuriya Wijeso	SRI	33:21.618	0
8	1122	1	Odekta Elvina Naibaho	INA	33:32.766	0
9	1032	6	Ma Xiuzhen	CHN	33:42.026	0
10	1221	4	Doyeon Kim	KOR	34:12.698	0
11	1234	2	Jungyoon Choi	KOR	34:34.926	0
DNF	1002	7	Violah Jepchumba Motosio	BRN		7



## SUMMARY

No. 303,304

### Men's Long Jump

Qualification

29 May 2025 / 10:25

Rank	Group	Order	Bib	Name	M.F.	Birth	Result	Wind
1	A	5	674	Anvar Anvarov	UZB	22 Oct 2000	7.97 Q	+0.2
2	B	4	300	Keito Yamaura	JPN	9 Nov 2000	7.95 Q	-0.6
3	A	2	177	Yu Tang Lin	TPE	11 May 2000	7.82 q	-0.0
4	A	3	294	Hibiki Tsuha	JPN	21 Jan 1998	7.82 q	-0.1
5	B	1	144	Shu Heng	CHN	22 May 2004	7.81 q	+0.7
6	B	2	373	Jinseok Sung	KOR	2 Jan 1997	7.74 q	-0.1
7	A	1	155	Zhang Mingkun	CHN	20 Oct 2000	7.74 q	-0.2
8	B	6	198	Ming Tai Chan	HKG	30 Jan 1995	7.57 q	+0.6
9	B	7	630	Ildar Akhmadiev	TJK	1 Mar 2000	7.36 q	+1.1
10	A	7	671	Aleksandr Stepanov	UZB	16 Apr 1999	7.34 q	+1.9
11	A	9	427	Timur Isakov	KGZ	13 Jan 2000	7.33 q	-0.0
12	B	5	164	Chia Hsing Lin	TPE	13 Jul 1999	7.31 q	-1.0
13	A	4	372	Jimin Shim	KOR	19 Jan 2001	7.19	-0.3
14	A	6	200	Ngai Him Law	HKG	5 Feb 2004	7.08	-0.4
15	B	9	444	Chong Kun Ma	MAC	21 Oct 2004	6.98	+0.6



### Record History

Page 1 / 2

Record	Result	Name	M.F.	Location	Date
WR	8.95	Mike POWELL	USA	National Stadium, Tokyo (JPN)	30 Aug 1991
WL	8.37	Mattia FURLANI	ITA	Arena, Toruń (POL) (i)	16 Feb 2025
AR	8.48	Mohamed Salman AL KHUWALIDI	KSA	Sotteville-lès-Rouen (FRA)	2 Jul 2006
AL	8.18	Mingkun ZHANG	CHN	Egret Stadium, Xiamen (CHN)	26 Apr 2025
CR	8.40	LIN Yu Tang	TPE	Suphachalasai Stadium Bangkok (THA)	15 Jul 2023

## SUMMARY

No. 303,304

### Men's Long Jump

Qualification

29 May 2025 / 10:25

Rank	Group	Order	Bib	Name	M.F.	Birth	Result	Wind
16	B	3	500	Salim Dewan	 NEP	15 Jan 2003	6.85	-0.5
17	A	8	445	Hoi Kit Cheong	 MAC	15 Jan 2003	6.66	+1.7
	B	8	349	Zelimkhan Nassyrov	 KAZ	16 Mar 2003	DNS	-

Handwritten signature/initials

## Record History

Page 2 / 2

Record	Result	Name	M.F.	Location	Date
WR	8.95	Mike POWELL	USA	National Stadium, Tokyo (JPN)	30 Aug 1991
WL	8.37	Mattia FURLANI	ITA	Arena, Toruń (POL) (i)	16 Feb 2025
AR	8.48	Mohamed Salman AL KHUWALIDI	KSA	Sotheville-lès-Rouen (FRA)	2 Jul 2006
AL	8.18	Mingkun ZHANG	CHN	Egret Stadium, Xiamen (CHN)	26 Apr 2025
CR	8.40	LIN Yu Tang	TPE	Suphachalasai Stadium Bangkok (THA)	15 Jul 2023



## OFFICIAL RESULT

No. 303

### Men's Long Jump

Qualification A

29 May 2025 / 10:25

Rank	Bib	Name	M.F.	Birth	Order	1	2	3	Result		
						Wind					
1	674	Anvar Anvarov	 UZB	22 Oct 2000	5	7.85 -0.0	7.97 +0.2		7.97 +0.2	Q	SB
2	177	Yu Tang Lin	 TPE	11 May 2000	2	7.82 -0.0	7.73 -0.0	-	7.82 -0.0	q	
3	294	Hibiki Tsuha	 JPN	21 Jan 1998	3	7.82 -0.1	-	-	7.82 -0.1	q	
4	155	Zhang Mingkun	 CHN	20 Oct 2000	1	X +0.8	7.74 -0.2	-	7.74 -0.2	q	
5	671	Aleksandr Stepanov	 UZB	16 Apr 1999	7	X +0.6	X +0.7	7.34 +1.9	7.34 +1.9	q	
6	427	Timur Isakov	 KGZ	13 Jan 2000	9	X +0.3	7.33 -0.0	X +1.3	7.33 -0.0	q	SB
7	372	Jimin Shim	 KOR	19 Jan 2001	4	6.86 -0.6	7.19 -0.3	7.18 +0.6	7.19 -0.3		
8	200	Ngai Him Law	 HKG	5 Feb 2004	6	7.00 +0.8	X +0.5	7.08 -0.4	7.08 -0.4		
9	445	Hoi Kit Cheong	 MAC	15 Jan 2003	8	X +1.1	X -0.8	6.66 +1.7	6.66 +1.7		

Handwritten signature/initials: *HL*  
TO

### Record History

Page 1 / 2

Record	Result	Name	M.F.	Location	Date
WR	8.95	Mike POWELL	USA	National Stadium, Tokyo (JPN)	30 Aug 1991
WL	8.37	Mattia FURLANI	ITA	Arena, Toruń (POL) (i)	16 Feb 2025
AR	8.48	Mohamed Salman AL KHUWALIDI	KSA	Sotteville-lès-Rouen (FRA)	2 Jul 2006
AL	8.18	Mingkun ZHANG	CHN	Egret Stadium, Xiamen (CHN)	26 Apr 2025
CR	8.40	LIN Yu Tang	TPE	Suphachalasai Stadium Bangkok (THA)	15 Jul 2023



26th Asian Athletics Championships 2025 Gumi  
Gumi (Republic of Korea) | 27 - 31 May 2025  
Horizontal Jump Events Record Card



Men's Long Jump - Qualification A / No. 303

Date: 2025. 5. 29 (Day 3)

Start Time 10:25

Finish Time 10:57

Competition Area: Gumi Stadium, Gumi - Republic of Korea

Start	Bib	Athlete	M.F.	THIRD trial			Best of 1-3	Pos / After 3	FOURTH trial		FIFTH trial		SIXTH trial		Best of All	RANK	Remarks
				FIRST trial	SECOND trial	WIND			WIND		WIND						
1	155	Zhang Mingkun	CHN	X	(7.74)	-	7.74	1							7.74		Q
2	177	Yu Tang Lin	TPE	(7.82)	7.73	-	7.82	1							7.82		Q
3	294	Hibiki Tsuha	JPN	(7.83)	-	-	7.82	1							7.82		Q
4	372	Jimin Shim	KOR	6.86	(7.19)	7.18	7.19	1							7.19		Q 7.19
5	674	Anvar Anvarov	UZB	7.85	(7.97)		7.97	1							7.97		Q
6	200	Ngai Him Law	HKG	7.06	X	(7.08)	7.08	1							7.08		
7	671	Aleksandr Stepanov	UZB	X	X	(7.34)	7.34	1							7.34		Q
8	445	Hoi Kit Cheong	MAC	X	X	(6.66)	6.66	1							6.66		
9	427	Timur Isakov	KGZ	X	(7.33)	X	7.33	1							7.33		Q

Recorder: h m p

Chief Judge: h m p

Referee: h m p



26th Asian Athletics Championships 2025 Gumi  
Gumi (Republic of Korea) | 27 - 31 May 2025  
Horizontal Jump Events Record Card



Men's Long Jump - Qualification A / No. 303

Date: 2025. 5. 29 (Day 3)

Start Time 10:25

Finish Time 10:57

Competition Area: Gumi Stadium, Gumi - Republic of Korea

Start	Bib	Athlete	M.F.	THIRD trial			Best of 1-3	Pos / After 3	FOURTH trial		FIFTH trial		SIXTH trial	Best of All	RANK	Remarks
				FIRST trial	SECOND trial	WIND			WIND	WIND	WIND					
1	155	Zhang Mingkun	CHN	+0.8	-0.2	-		1								
2	177	Yu Tang Lin	TPE	-0.0	-0.0	-		1								
3	294	Hibiki Tsuha	JPN	-0.1	-	-		1								
4	372	Jimin Shim	KOR	-0.6	-0.3	+0.6		1								
5	674	Anvar Anvarov	UZB	-0.0	+0.2	-		1								
6	200	Ngai Him Law	HKG	+0.8	+0.5	-0.4		1								
7	671	Aleksandr Stepanov	UZB	+0.6	+0.7	+1.9		1								
8	445	Hoi Kit Cheong	MAC	+1.1	-0.8	+1.7		1								
9	427	Timur Isakov	KGZ	+0.3	-0.0	+1.3		1								

Recorder: 022622

Chief Judge: 정종모

Referee: [Signature]



## OFFICIAL RESULT

No. 304

### Men's Long Jump

Qualification B

29 May 2025 / 10:25

Rank	Bib	Name	M.F.	Birth	Order	1	2	3	Result	
						Wind				
1	300	Keito Yamaura	JPN	9 Nov 2000	4	7.95 -0.6			<b>7.95</b> -0.6	Q
2	144	Shu Heng	CHN	22 May 2004	1	7.81 +0.7	-	-	<b>7.81</b> +0.7	q
3	373	Jinseok Sung	KOR	2 Jan 1997	2	7.51 +0.3	7.74 -0.1	X +0.2	<b>7.74</b> -0.1	q
4	198	Ming Tai Chan	HKG	30 Jan 1995	6	7.56 +0.8	X +0.9	7.57 +0.6	<b>7.57</b> +0.6	q
5	630	Ildar Akhmadiev	TJK	1 Mar 2000	7	X +0.8	X +0.8	7.36 +1.1	<b>7.36</b> +1.1	q
6	164	Chia Hsing Lin	TPE	13 Jul 1999	5	X -0.2	7.31 -1.0	X -0.3	<b>7.31</b> -1.0	q
7	444	Chong Kun Ma	MAC	21 Oct 2004	9	6.98 +0.6	6.70 +0.4	6.88 +1.2	<b>6.98</b> +0.6	
8	500	Salim Dewan	NEP	15 Jan 2003	3	6.63 -0.0	6.85 -0.5	X -0.3	<b>6.85</b> -0.5	
	349	Zelimkhan Nassyrov	KAZ	16 Mar 2003	8	DNS			<b>DNS</b>	

*Handwritten signature/initials*

### Record History

Page 2 / 2

Record	Result	Name	M.F.	Location	Date
WR	8.95	Mike POWELL	USA	National Stadium, Tokyo (JPN)	30 Aug 1991
WL	8.37	Mattia FURLANI	ITA	Arena, Toruń (POL) (i)	16 Feb 2025
AR	8.48	Mohamed Salman AL KHUWALIDI	KSA	Sotteville-lès-Rouen (FRA)	2 Jul 2006
AL	8.18	Mingkun ZHANG	CHN	Egret Stadium, Xiamen (CHN)	26 Apr 2025
CR	8.40	LIN Yu Tang	TPE	Suphachalasai Stadium Bangkok (THA)	15 Jul 2023



# 26th Asian Athletics Championships 2025 Gumi

Gumi (Republic of Korea) | 27 - 31 May 2025

## Horizontal Jump Events Record Card



Men's Long Jump - Qualification B / No. 304

Date: 2025. 5. 29 (Day 3)

Start Time 10:25

Finish Time 10:57

Competition Area : Gumi Stadium, Gumi - Republic of Korea

Start	Bib	Athlete	M.F.	SECOND trial			THIRD trial	Best of 1-3	Pos / After 3	FOURTH trial		FIFTH trial		SIXTH trial		Best of All	RANK	Remarks
				FIRST trial	Wind					Wind		Wind		Wind				
1	144	Shu Heng	CHN	17.81	-	-	-	17.81	1							17.81	9	9
2	373	Jinseok Sung	KOR	17.51	17.74	X	X	17.74	1							17.74		9
3	500	Salim Dewan	NEP	6.63	6.88	X	X	6.88	1							6.88		
4	300	Keito Yamaura	JPN	17.95				17.95	1							17.95		Q
5	164	Chia Hsing Lin	TPE	X	17.31	X	X	17.31	1							17.31		9
6	198	Ming Tai Chan	HKG	17.56	X	17.57	17.57	17.57	1							17.57		9
7	630	Ildar Akhmadiev	TJK	X	X	17.36	17.36	17.36	1							17.36		9
8	349	Zelimkhan Nassyrov	KAZ	DNS					1							DNS		
9	444	Chong Kun Ma	MAC	6.98	6.10	6.88	6.98	6.98	1							6.98		

Recorder: 72 9121

Chief Judge: 26/05/25

Referee: 26/05/25





# 26th Asian Athletics Championships 2025 Gumi

Gumi (Republic of Korea) | 27 - 31 May 2025

## Horizontal Jump Events Record Card



Men's Long Jump - Qualification B / No. 304

Date: 2025. 5. 29. (Day 3)

Start Time 10:25

Finish Time 10:57

Competition Area: Gumi Stadium, Gumi - Republic of Korea

Start	Bib	Athlete	M.F.	THIRD trial			Best of 1-3	Pos / After 3	FOURTH trial	FIFTH trial		SIXTH trial	Best of All	RANK	Remarks
				FIRST trial	SECOND trial	THIRD trial				Wind	Wind	Wind			
1	144	Shu Heng	CHN	+0.7	-	-		/							
2	373	Jinseok Sung	KOR	+0.3	-0.1	+0.2		/							
3	500	Salim Dewan	NEP	-0.0	-0.5	-0.3		/							
4	300	Keito Yamaura	JPN	-0.6	-	-		/							
5	164	Chia Hsing Lin	TPE	-0.2	-1.0	-0.3		/							
6	198	Ming Tai Chan	HKG	+0.8	+0.9	+0.6		/							
7	630	Ildar Akhmadiev	TJK	+0.8	+0.8	+1.1		/							
8	349	Zelimkhan Nassyrov	KAZ					/							DHS
9	444	Chong Kun Ma	MAC	+0.6	+0.4	+1.2		/							

신호영

Recorder:

Chief Judge:

7.6 3.6 2

Referee:

## SUMMARY

### Heptathlon

High Jump

29 May 2025 / 11:00

Rank	Bib	Name	M.F.	Birth	100mH	highjump	shotput	200m	longjump	javelinthrow	800m	Point
1	1093	Nandini Agasara	IND	7 Aug 2003	1026 13.67 -1.4	842 1.69						1868
2	1029	Liu Jingyi	CHN	4 Aug 2000	946 14.23 -0.3	879 1.72						1825
3	1050	Cai Juan Chen	TPE	29 Jan 2001	929 14.35 -0.3	879 1.72						1808
4	1129	Fatemeh Mohitizade	IRI	29 Jul 2003	950 14.20 -1.4	806 1.66						1756
5	1196	Alina Chistyakova	KAZ	30 Apr 2005	874 14.76 -1.4	879 1.72						1753
6	1055	Pei Hsuan Lin	TPE	11 Oct 2007	895 14.60 -1.4	842 1.69						1737
7	1404	Ugiloy Norboeva	UZB	30 Jan 2004	909 14.50 -0.3	806 1.66						1715
8	1228	Iseul Han	KOR	25 Mar 2003	886 14.67 -1.4	771 1.63						1657
	1208	Yekaterina Avdeyenko	KAZ	20 Dec 2004	0 33.47 -0.3	0 DNS						DNF



### Record History

Page 1 / 1

Record	Result	Name	M.F.	Location	Date
WR	7291	Jackie JOYNER-KERSEE	USA	Olympic Stadium, Seoul (KOR)	24 Sep 1988
WL	6396	Martha ARAUJO	COL	Pista de Atletismo Justo Román, Mar del Plata (ARG)	27 Apr 2025
AR	6942	Ghada SHOUBA	SYR	Götzis (AUT)	26 May 1996
AL	5813	Nandini AGASARA	IND	Maharaja's College Grounds, Kochi (IND)	22 Apr 2025
CR	6259	SHOUBA Ghada	SYR	Nanila (PHI)	3 Dec 1993










## OFFICIAL RESULT

No. 305

### Heptathlon

#### High Jump

29 May 2025 / 11:00

Rank	Bib	Name	M.F.	Birth	Order	1.45	1.48	1.51	1.54	1.57	1.60	1.63	1.66	1.69	1.72	Result	Point
						1.75											
1	1029	Liu Jingyi	 CHN	4 Aug 2000	8	-	-	-	O	-	O	O	O	O	XO	1.72	879
						XXX											
2	1196	Alina Chistyakova	 KAZ	30 Apr 2005	6	-	-	O	O	O	XO	XO	O	O	XO	1.72	879
						XXX											
3	1050	Cai Juan Chen	 TPE	29 Jan 2001	7	-	-	-	-	-	-	O	O	O	XXO	1.72	879
						XXX											
4	1055	Pei Hsuan Lin	 TPE	11 Oct 2007	2	-	-	-	-	-	-	XO	O	O	XXX	1.69	842
5	1093	Nandini Agasara	 IND	7 Aug 2003	9	-	-	-	O	O	O	O	XO	XXO	XXX	1.69	842
6	1129	Fatemeh Mohitizade	 IRI	29 Jul 2003	5	-	-	-	-	-	O	O	O	XXX		1.66	806
7	1404	Ugiloy Norboeva	 UZB	30 Jan 2004	4	-	-	-	-	-	O	XXO	XXO	XXX		1.66	806
8	1228	Iseul Han	 KOR	25 Mar 2003	1	-	-	-	O	O	O	O	XXX			1.63	771
	1208	Yekaterina Avdeyenko	 KAZ	20 Dec 2004	3	DNS										DNS	0

### Record History

Page 1 / 1

Record	Result	Name	M.F.	Location	Date
WR	2.10	Yaroslava MAHUCHIKH	UKR	Stade Charl��ty, Paris (FRA)	7 Jul 2024
WL	2.02	Yaroslava MAHUCHIKH	UKR	Katara Amphitheatre, Doha (QAT)	9 May 2025
AR	2.00	Nadezhda DUBOVITSKAYA	KAZ	Central Stadium, Almaty (KAZ)	8 Jun 2021
AL	1.92	Nagisa TAKAHASHI	JPN	M��stsk�� sportovn�� hala, Hustope�� (i) (JPN)	8 Feb 2025
CR	1.94	EFIMENKO Tatyana	KAG	International Stadium Amman (JOR)	28 Jul 2007



# 26th Asian Athletics Championships 2025 Gumi

Gumi (Republic of Korea) | 27 - 31 May 2025

## Vertical Jump Events Record Card



Heptathlon - High Jump / No. 305

Date : 2025. 5. 29. (Day 7)

Start Time 11 : 00

Finish Time 12 : 02

Competition Area : Gumi Stadium, Gumi - Republic of Korea

Start Bib	Athlete	M.F.	1.48				1.54				1.60				1.66				RESULT	Failures		Jump-off	RANK	Remarks
			1.44	1.48	1.52	1.56	1.60	1.64	1.68	1.72	1.76	1.80	1.84	1.88	1.92	1.96	2.00	2.04		Final	All			
1 1228	Iseul Han	KOR	-	-	-	-	0	0	0	0	0	0	0	0	0	0	0	0	1.67					
2 1055	Pei Hsuan Lin	TPE	-	-	-	-	-	-	-	-	-	-	-	-	-	-	-	-	1.69					
3 1208	Yekaterina Avdeyenko	KAZ	-	-	-	-	-	-	-	-	-	-	-	-	-	-	-	-	DNS					
4 1404	Ugiloy Norboev	UZB	-	-	-	-	-	-	-	-	-	-	-	-	-	-	-	-	1.66					
5 1129	Fatemeh Mohitizade	IRI	-	-	-	-	-	-	-	-	-	-	-	-	-	-	-	-	1.66					
6 1196	Alina Chistyakova	KAZ	-	-	-	-	-	-	-	-	-	-	-	-	-	-	-	-	1.72					
7 1050	Cai Juan Chen	TPE	-	-	-	-	-	-	-	-	-	-	-	-	-	-	-	-	1.72					
8 1029	Liu Jingyi	CHN	-	-	-	-	-	-	-	-	-	-	-	-	-	-	-	-	1.72					
9 1093	Nandini Agasara	IND	-	-	-	-	-	-	-	-	-	-	-	-	-	-	-	-	1.69					

Recorder : A 7/29

Chief Judge : [Signature]

Referee : [Signature]

## SUMMARY












No. 306

### Men's 4x400 Relay

Round 1

29 May 2025 / 11:15

3Q+2q

Rank	Group	Lane	M.F.	Bib	Name	Birth	Result
1	1	5		227	Rince Joseph	31 Aug 2002	3:06.28 Q 
				216	Dharmveer Choudhary	5 Feb 2001	
				222	Manu Thekkinalil Saji	17 Oct 2001	
				223	Mohit Kumar Mohit Kumar	1 Sep 1997	
2	1	4		138	Liang Baotang	18 Nov 2003	3:06.79 Q 
				137	Li Yiqing	21 Aug 2005	
				156	Zhang Qining	23 Feb 2003	
				131	Fu Haoran	21 Apr 2005	
1	2	4		612	Aruna Dharshana Singhapurage	19 Jan 1999	3:07.66 Q
				623	Sadew Wimansa Rajakaruna Senarath Mudiyansele	2 May 2007	
				621	Omel Shashintha Silva Jayathungalage	10 Dec 2007	
				616	Kalhara Idupa Silva Kuruwitage	25 Jun 2006	
3	1	7		397	Uiyeon Kim	12 Apr 1994	3:10.05 Q
				364	Hyunggeun Song	4 Oct 2004	
				363	Huiin Jo	6 May 2003	
				391	Seungkyun Joo	3 Sep 2001	
2	2	5		337	Andrey Sokolov	21 Jan 1995	3:10.89 Q
				341	Elnor Mukhitdinov	21 Apr 1993	
				340	Dmitriy Koblov	30 Nov 1992	
				345	Mikhail Litvin	5 Jan 1996	
4	1	3		546	Ashraf Hussen M Osman	2 Dec 2001	3:11.71 q
				549	Hatim Aitoulghazi	23 Feb 2006	
				541	Abdirahman Saeed Hassan	13 Apr 1997	
				544	Ammar Ismail Y Ibrahim	18 Sep 1996	
3	2	7		470	Muhammad Sayyid Amin Roslan	18 Jan 2007	3:12.33 Q
				467	Muhammad Fakrul Afizul Nasir	28 Mar 2004	
				464	Luqmanul Hakim Khairul Akmal	25 Jan 1999	
				475	Umar Osman	11 Aug 2003	
4	2	6		639	Jirateep Bundee	27 Apr 2003	3:13.58 q 
				640	Jirayu Pleenaram	9 Feb 1996	
				642	Khunaphat Kaijan	23 Sep 2007	
				638	Chutithat Pruksorranan	24 Aug 2007	

*Handwritten signature/initials*

### Record History

Page 1 / 2

Record	Result	Name	M.F.	Location	Date
WR	02:54.29	United States	USA	Gottlieb-Daimler Stadion, Stuttgart (GER)	22 Aug 1993
WL	02:57.50	South Africa	RSA	Tianhe Sports Center, Guangzhou (CHN)	11 May 2025
AR	02:58.33	Japan	JPN	Stade de France, Paris (FRA)	10 Aug 2024
CR	03:01.56	Sri Lanka Team	SRI	Suphachalasai Stadium Bangkok (THA)	16 Jul 2023



## SUMMARY

No. 306

### Men's 4x400 Relay

Round 1

29 May 2025 / 11:15

3Q+2q

Rank	Group	Lane	M.F.	Bib	Name	Birth	Result
5	1	6	 SGP	602	Subaraghav Hari S/o Tamil Selvam	7 Jan 2006	3:16.28
				608	Zubin Percy Muncherji	23 Jun 1996	
				606	Yan Teo	18 Jun 2005	
				595	Harry Irfan Curran	31 Jan 2008	



### Record History

Page 2 / 2

Record	Result	Name	M.F.	Location	Date
WR	02:54.29	United States	USA	Gottlieb-Daimler Stadion, Stuttgart (GER)	22 Aug 1993
WL	02:57.50	South Africa	RSA	Tianhe Sports Center, Guangzhou (CHN)	11 May 2025
AR	02:58.33	Japan	JPN	Stade de France, Paris (FRA)	10 Aug 2024
CR	03:01.56	Sri Lanka Team	SRI	Suphachalasai Stadium Bangkok (THA)	16 Jul 2023

## OFFICIAL RESULT

No. 306

### Men's 4x400 Relay

Round 1 Heats 1 / 2

29 May 2025 / 11:15

3Q+2q

Rank	M.F.	Bib	Name	Birth	Lane	Reaction Time	Result
1		227	Rince Joseph	31 Aug 2002	5	0.224	3:06.28 Q 
		216	Dharmveer Choudhary	5 Feb 2001			
		222	Manu Thekkinalil Saji	17 Oct 2001			
		223	Mohit Kumar Mohit Kumar	1 Sep 1997			
2		138	Liang Baotang	18 Nov 2003	4	0.184	3:06.79 Q 
		137	Li Yiqing	21 Aug 2005			
		156	Zhang Qining	23 Feb 2003			
		131	Fu Haoran	21 Apr 2005			
3		397	Uiyeon Kim	12 Apr 1994	7	0.242	3:10.05 Q
		364	Hyunggeun Song	4 Oct 2004			
		363	Huiin Jo	6 May 2003			
		391	Seungkyun Joo	3 Sep 2001			
4		546	Ashraf Hussien M Osman	2 Dec 2001	3	0.216	3:11.71 q
		549	Hatim Aitoulghazi	23 Feb 2006			
		541	Abdirahman Saeed Hassan	13 Apr 1997			
		544	Ammar Ismail Y Ibrahim	18 Sep 1996			
5		602	Subaraghav Hari S/o Tamil Selvam	7 Jan 2006	6	0.249	3:16.28
		608	Zubin Percy Muncherji	23 Jun 1996			
		606	Yan Teo	18 Jun 2005			
		595	Harry Irfan Curran	31 Jan 2008			



### Record History

Page 1 / 2

Record	Result	Name	M.F.	Location	Date
WR	02:54.29	United States	USA	Gottlieb-Daimler Stadion, Stuttgart (GER)	22 Aug 1993
WL	02:57.50	South Africa	RSA	Tianhe Sports Center, Guangzhou (CHN)	11 May 2025
AR	02:58.33	Japan	JPN	Stade de France, Paris (FRA)	10 Aug 2024
CR	03:01.56	Sri Lanka Team	SRI	Suphachalasai Stadium Bangkok (THA)	16 Jul 2023

결승점 - 결과

Camera S/N: 7053

출발: 2025-05-29 11:15:16.71    풍속: +0.5 M/S NE

Rank	Bib	Lane	Name	Nation	Mark	ReacTime	Laps
1		5		IND	3:06.275	0.224	
2		4		CHN	3:06.786	0.184	
3		7		KOR	3:10.047	0.242	
4		3		QAT	3:11.710	0.216	
5		6		SGP	3:16.273	0.249	

## OFFICIAL RESULT





No. 306

### Men's 4x400 Relay

Round 1 Heats 2 / 2

29 May 2025 / 11:15

3Q+2q

Rank	M.F.	Bib	Name	Birth	Lane	Reaction Time	Result
1	 SRI	612	Aruna Dharshana Singhapurage	19 Jan 1999	4	0.206	3:07.66 Q
		623	Sadew Wimansa Rajakaruna Senarath Mudiyansele	2 May 2007			
		621	Omel Shashintha Silva Jayathungalage	10 Dec 2007			
		616	Kalhara Idupa Silva Kuruwitage	25 Jun 2006			
2	 KAZ	337	Andrey Sokolov	21 Jan 1995	5	0.251	3:10.89 Q
		341	Elnor Mukhitdinov	21 Apr 1993			
		340	Dmitriy Koblov	30 Nov 1992			
		345	Mikhail Litvin	5 Jan 1996			
3	 MAS	470	Muhammad Sayyid Amin Roslan	18 Jan 2007	7	0.199	3:12.33 Q
		467	Muhammad Fakrul Afizul Nasir	28 Mar 2004			
		464	Luqmanul Hakim Khairul Akmal	25 Jan 1999			
		475	Umar Osman	11 Aug 2003			
4	 THA	639	Jirateep Bunde	27 Apr 2003	6	0.341	3:13.58 q PB
		640	Jirayu Pleenaram	9 Feb 1996			
		642	Khunaphat Kaijan	23 Sep 2007			
		638	Chutithat Pruksorranan	24 Aug 2007			



### Record History

Page 2 / 2

Record	Result	Name	M.F.	Location	Date
WR	02:54.29	United States	USA	Gottlieb-Daimler Stadion, Stuttgart (GER)	22 Aug 1993
WL	02:57.50	South Africa	RSA	Tianhe Sports Center, Guangzhou (CHN)	11 May 2025
AR	02:58.33	Japan	JPN	Stade de France, Paris (FRA)	10 Aug 2024
CR	03:01.56	Sri Lanka Team	SRI	Suphachalasai Stadium Bangkok (THA)	16 Jul 2023

## 결승점 - 결과

Camera S/N: 70535

출발: 2025-05-29 11:30:49.16 풍속: +2.4 M/S N

Rank	Bib	Lane	Name	Nation	Mark	ReacTime	Laps
1		4		SRI	3:07.655	0.206	
2		5		KAZ	3:10.882	0.251	
3		7		MAS	3:12.324	0.199	
4		6		THA	3:13.572	0.341	





## SUMMARY

### Heptathlon

Shot Put

29 May 2025 / 13:00

Rank	Bib	Name	M.F.	Birth	100mH	highjump	shotput	200m	longjump	javelinthrow	800m	Point
1	1093	Nandini Agasara	IND	7 Aug 2003	1026 13.67 -1.4	842 1.69	763 13.54			5		2631
2	1050	Cai Juan Chen	TPE	29 Jan 2001	929 14.35 -0.3	879 1.72	781 13.80			6		2589
3	1029	Liu Jingyi	CHN	4 Aug 2000	946 14.23 -0.3	879 1.72	755 13.42			7		2580
4	1129	Fatemeh Mohitizade	IRI	29 Jul 2003	950 14.20 -1.4	806 1.66	616 11.31			3		2372
5	1404	Ugiloy Norboeva	UZB	30 Jan 2004	909 14.50 -0.3	806 1.66	635 11.60			4		2350
6	1196	Alina Chistyakova	KAZ	30 Apr 2005	874 14.76 -1.4	879 1.72	569 10.61			8		2322
7	1055	Pei Hsuan Lin	TPE	11 Oct 2007	895 14.60 -1.4	842 1.69	558 10.44			1		2295
8	1228	Iseul Han	KOR	25 Mar 2003	886 14.67 -1.4	771 1.63	543 10.20			2		2200
	1208	Yekaterina Avdeyenko	KAZ	20 Dec 2004	0 33.47 -0.3	0 DNS	0 DNS					DNF



## Record History

Page 1 / 1

Record	Result	Name	M.F.	Location	Date
WR	7291	Jackie JOYNER-KERSEE	USA	Olympic Stadium, Seoul (KOR)	24 Sep 1988
WL	6396	Martha ARAUJO	COL	Pista de Atletismo Justo Román, Mar del Plata (ARG)	27 Apr 2025
AR	6942	Ghada SHOUAA	SYR	Götzis (AUT)	26 May 1996
AL	5813	Nandini AGASARA	IND	Maharaja's College Grounds, Kochi (IND)	22 Apr 2025
CR	6259	SHOUAA Ghada	SYR	Nanila (PHI)	3 Dec 1993

## OFFICIAL RESULT

No. 307

### Heptathlon

Shot Put

29 May 2025 / 13:00

Rank	Bib	Name	M.F.	Birth	Order	1	2	3	Result	Point
1	1050	Cai Juan Chen	 TPE	29 Jan 2001	4	12.50	12.50	13.80	<b>13.80</b>	<b>781</b>
2	1093	Nandini Agasara	 IND	7 Aug 2003	2	13.16	13.54	13.53	<b>13.54</b>	<b>763</b>
3	1029	Liu Jingyi	 CHN	4 Aug 2000	1	13.42	12.60	12.82	<b>13.42</b>	<b>755</b>
4	1404	Ugilo Norboeva	 UZB	30 Jan 2004	7	11.35	11.60	11.60	<b>11.60</b>	<b>635</b>
5	1129	Fatemeh Mohitizade	 IRI	29 Jul 2003	9	10.56	10.02	11.31	<b>11.31</b>	<b>616</b>
6	1196	Alina Chistyakova	 KAZ	30 Apr 2005	6	10.61	X	X	<b>10.61</b>	<b>569</b>
7	1055	Pei Hsuan Lin	 TPE	11 Oct 2007	8	10.19	10.33	10.44	<b>10.44</b>	<b>558</b>
8	1228	Iseul Han	 KOR	25 Mar 2003	5	9.46	10.20	9.82	<b>10.20</b>	<b>543</b>
	1208	Yekaterina Avdeyenko	 KAZ	20 Dec 2004	3	DNS			<b>DNS</b>	<b>0</b>

### Record History

Page 1 / 1

Record	Result	Name	M.F.	Location	Date
WR	22.63	Natalya LISOVSKAYA	URS	Moskva (URS)	7 Jun 1987
WL	20.69	Jessica SCHILDER	NED	Omnisport, Apeldoorn (NED) (i)	9 Mar 2025
AR	21.76	Meisu LI	CHN	Shijiazhuang (CHN)	23 Apr 1988
AL	19.62	Lijiao GONG	CHN	Egret Stadium, Xiamen (CHN)	26 Apr 2025
CR	19.69	Huang Zhihong	CHN	New Delhi (IND)	19 Nov 1989

# 26th Asian Athletics Championships 2025 Gumi

Gumi (Republic of Korea) | 27 - 31 May 2025

## Throwing Events Record Card



Heptathlon - Shot Put / No. 307

Date : 2025. 5. 27. (Day 2)

Start Time 13:00


Finish Time 13:20

Competition Area : Gumi Stadium, Gumi - Republic of Korea

Start	Bib	Athlete	M.F.	FIRST trial	SECOND trial	THIRD trial	Best of 1-3	Pos / After 3	FOURTH trial	FIFTH trial	SIXTH trial	Best of All	RANK	Remarks
1	1029	Liu Jingyi	CHN	13.42	12.60	12.82	13.42	1				13.42		
2	1093	Nandini Agasara	IND	13.16	13.54	13.53	13.54	1				13.54		
3	1208	Yekaterina Avdeyenko	KAZ	DNS	.	.	DNS	1				DNS		
4	1050	Cai Juan Chen	TPE	12.50	12.50	13.80	13.80	1				13.80		
5	1228	Iseul Han	KOR	9.46	10.20	9.82	10.20	1				10.20		
6	1196	Alina Chistyakova	KAZ	10.61	X	X	10.61	1				10.61		
7	1404	Ugilyoy Norboeva	UZB	11.35	11.60	11.60	11.60	1				11.60		
8	1055	Pei Hsuan Lin	TPE	10.19	10.33	10.44	10.44	1				10.44		
9	1129	Fatemeh Mohitizade	IRI	10.56	10.02	11.31	11.31	1				11.31		

Recorder: 

Chief Judge: 

Referee: 

## SUMMARY

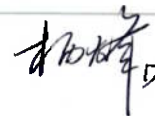
No. 308

### Men's Shot Put

Final

29 May 2025 / 21:35

Rank	Group	Order	Bib	Name	M.F.	Birth	Result	Medal
1	1	15	269	Mohammadreza Tayebiseifkoti	 IRI	25 Mar 1997	20.32	Gold 
2	1	13	151	Xing Jialiang	 CHN	26 May 2001	19.97	Silver
3	1	14	580	Mohammed Daoud B Tolu	 KSA	30 Mar 2001	19.92	Bronze
4	1	9	102	Abdelrahman Mahmoud	 BRN	1 Jan 2001	19.27	
5	1	11	169	Hau Wei Ma	 TPE	3 Feb 1999	19.25	
6	1	10	229	Samardeep Singh Gill	 IND	3 Jan 2001	19.25	
7	1	5	535	William Edward Iii Morrison	 PHI	23 Nov 1996	18.55	
8	1	12	264	Hassan Ajamibakhtiarvand	 IRI	8 Feb 1999	18.20	
9	1	8	378	Jun Sim	 KOR	31 Mar 1997	18.07	
10	1	3	460	Jonah Chang Anak Rigan	 MAS	25 Mar 2003	18.05	
11	1	7	343	Ivan Ivanov	 KAZ	3 Jan 1992	17.92	
12	1	4	392	Sihoon Park	 KOR	20 Feb 2007	17.47	
13	1	2	677	Doston Rajabov	 UZB	24 Mar 1994	17.33	
14	1	6	548	Djibrine Adoum D Ahmat	 QAT	15 Apr 2005	16.30	
15	1	1	492	Htet Wai Yan	 MYA	18 Jun 2001	14.77	



### Record History

Page 1 / 1

Record	Result	Name	M.F.	Location	Date
WR	23.56	Ryan CROUSER	USA	Drake Stadium, Los Angeles, CA (USA)	27 May 2023
WL	21.97	Payton OTTERDAHL	USA	Stade Olympique, Rabat (MAR)	25 May 2025
AR	21.80	Mohammed Daoud B TOLU	KSA	Estadio Vallehermoso, Madrid (ESP)	21 Jun 2024
AL	20.08	Jialiang XING	CHN	Sports Center, Jiaying (CHN)	30 Apr 2025
CR	20.41	INDERJEET Singh	IND	Sports Center Stadium Wuhan(CHN)	3 Jun 2015



## OFFICIAL RESULT

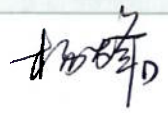
No. 308

### Men's Shot Put

Final

29 May 2025 / 21:35

Rank	Bib	Name	M.F.	Birth	Order	1	2	3	4	5	6	Result	
1	269	Mohammadreza Tayebiseifkoti	 IRI	25 Mar 1997	15	19.21	19.34	19.58	20.27	20.32	19.87	<b>20.32</b>	AL
2	151	Xing Jialiang	 CHN	26 May 2001	13	18.62	19.24	19.61	19.97	18.97	19.76	<b>19.97</b>	
3	580	Mohammed Daoud B Tolu	 KSA	30 Mar 2001	14	19.65	19.92	19.77	19.89	19.41	19.92	<b>19.92</b>	
4	102	Abdelrahman Mahmoud	 BRN	1 Jan 2001	9	19.01	19.13	19.11	19.27	18.97	18.86	<b>19.27</b>	SB
5	169	Hau Wei Ma	 TPE	3 Feb 1999	11	17.68	18.47	X	19.25	18.79	19.23	<b>19.25</b>	
6	229	Samardeep Singh Gill	 IND	3 Jan 2001	10	18.76	17.86	19.25	X	X	X	<b>19.25</b>	
7	535	William Edward Iii Morrison	 PHI	23 Nov 1996	5	17.91	18.12	18.04	X	18.55	18.05	<b>18.55</b>	SB
8	264	Hassan Ajamibakhtiarvand	 IRI	8 Feb 1999	12	18.20	X	X	X	18.03	X	<b>18.20</b>	
9	378	Jun Sim	 KOR	31 Mar 1997	8	17.37	18.07	17.99				<b>18.07</b>	
10	460	Jonah Chang Anak Rigan	 MAS	25 Mar 2003	3	16.81	18.05	17.18				<b>18.05</b>	SB
11	343	Ivan Ivanov	 KAZ	3 Jan 1992	7	17.55	17.09	17.92				<b>17.92</b>	SB
12	392	Sihoon Park	 KOR	20 Feb 2007	4	16.78	17.47	17.26				<b>17.47</b>	



### Record History

Page 1 / 2

Record	Result	Name	M.F.	Location	Date
WR	23.56	Ryan CROUSER	USA	Drake Stadium, Los Angeles, CA (USA)	27 May 2023
WL	21.97	Payton OTTERDAHL	USA	Stade Olympique, Rabat (MAR)	25 May 2025
AR	21.80	Mohammed Daoud B TOLU	KSA	Estadio Vallehermoso, Madrid (ESP)	21 Jun 2024
AL	20.08	Jialiang XING	CHN	Sports Center, Jiading (CHN)	30 Apr 2025
CR	20.41	INDERJEET Singh	IND	Sports Center Stadium Wuhan(CHN)	3 Jun 2015






## OFFICIAL RESULT


No. 308

### Men's Shot Put

Final

29 May 2025 / 21:35

Rank	Bib	Name	M.F.	Birth	Order	1	2	3	4	5	6	Result
13	677	Doston Rajabov	 UZB	24 Mar 1994	2	16.36	17.16	17.33				17.33 <span>SB</span>
14	548	Djibrine Adoum D Ahmat	 QAT	15 Apr 2005	6	16.23	X	16.30				16.30
15	492	Htet Wai Yan	 MYA	18 Jun 2001	1	13.79	14.56	14.77				14.77



### Record History

Page 2 / 2

Record	Result	Name	M.F.	Location	Date
WR	23.56	Ryan CROUSER	USA	Drake Stadium, Los Angeles, CA (USA)	27 May 2023
WL	21.97	Payton OTTERDAHL	USA	Stade Olympique, Rabat (MAR)	25 May 2025
AR	21.80	Mohammed Daoud B TOLU	KSA	Estadio Vallehermoso, Madrid (ESP)	21 Jun 2024
AL	20.08	Jialiang XING	CHN	Sports Center, Jiaxing (CHN)	30 Apr 2025
CR	20.41	INDERJEET Singh	IND	Sports Center Stadium Wuhan(CHN)	3 Jun 2015

# 26th Asian Athletics Championships 2025 Gumi

Gumi (Republic of Korea) | 27 - 31 May 2025

## Throwing Events Record Card

Men's Shot Put - Final / No. 308

Date : 2025. 5. 29. (Day 4)

Start Time 21: 35

Finish Time 22: 40

Competition Area : Gumi Stadium, Gumi - Republic of Korea

Start	Bib	Athlete	M.F.	FIRST trial	SECOND trial	THIRD trial	Best of 1-3	Pos / After 3	FOURTH trial	FIFTH trial	SIXTH trial	Best of All	RANK	Remarks
1	492	Htet Wai Yan	MYA	13.79	14.56	14.99	14.99	1						
2	677	Doston Rajabov	UZB	16.36	17.16	17.33	17.33	1						
3	460	Jonah Chang Anak Rigan	MAS	16.81	18.05	17.18	18.05	1						
4	392	Sihoon Park	KOR	16.98	17.47	17.26	17.47	1						
5	535	William Edward Iii Morrison	PHI	17.91	18.12	18.04	18.12	8	X	18.55	18.05	18.55	7	
6	548	Djibrine Adoum D Ahmat	QAT	16.23	X	16.30	16.30	1						
7	343	Ivan Ivanov	KAZ	17.55	17.09	17.92	17.92	1						
8	378	Jun Sim	KOR	17.37	18.07	17.99	18.07	1						
9	102	Abdelrahman Mahmoud	BRN	19.01	19.13	19.11	19.13	5	19.27	18.97	18.86	19.27	4	
10	229	Samardeep Singh Gill	IND	18.76	17.86	19.25	19.25	4	X	X	X	19.25	6	

Recorder : W. H. H.

Chief Judge : W. H. H.

Referee : W. H. H.

# 26th Asian Athletics Championships 2025 Gumi

Gumi (Republic of Korea) | 27 - 31 May 2025

## Throwing Events Record Card

Men's Shot Put - Final / No. 308

Date : 2025. 5.29 (Day 9)

Start Time 21:35

Finish Time 22:40

Competition Area : Gumi Stadium, Gumi - Republic of Korea

Start	Bib	Athlete	M.F.	FIRST trial	SECOND trial	THIRD trial	Best of 1-3	Pos / After 3	FOURTH trial	FIFTH trial	SIXTH trial	Best of All	RANK	Remarks
11	169	Hau Wei Ma	TPE	17.68	(18.47)	X	18.47	6 (3)	(19.25)	18.79	19.23	19.25	5	
12	264	Hassan Ajamibakhtiarvand	IRI	(18.20)	X	X	18.20	7 (2)	X	18.63	X	18.20	8	
13	151	Xing Jialiang	CHN	18.62	19.24	(19.61)	19.61	2 (1)	(19.97)	18.99	19.76	19.97	2	
14	580	Mohammed Daoud B Tolu	KSA	19.65	(19.92)	19.77	19.92	1 (8)	19.89	19.41	19.92	19.92	3	
15	269	Mohammadreza Tayebiseifkoti	IRI	19.21	19.34	(19.58)	19.58	3 (6)	20.27	(20.32)	19.89	20.32	1	

Recorder : 71 AL KL

Chief Judge : 71 78 81

Referee : 6 7 8 9

## SUMMARY

No. 309

### Women's Long Jump

Final

29 May 2025 / 21:45

Rank	Group	Order	Bib	Name	M.F.	Birth	Result	Medal	Wind
1	1	11	1137	Reihaneh Mobini Arani	 IRI	20 Nov 2000	6.40	Gold	+0.5
2	1	6	1085	Ancy Sojan Edappilly	 IND	1 Mar 2003	6.33	Silver	+0.5
3	1	10	1105	Shaili Singh	 IND	7 Jan 2004	6.30	Bronze	+0.9
4	1	12	1178	Sumire Hata	 JPN	4 May 1996	6.20		+0.9
5	1	9	1070	Nga Yan Yue	 HKG	17 Mar 1998	6.19		+0.9
6	1	5	1230	Jeongmi Yu	 KOR	2 Apr 1994	6.12	SB	+1.2
7	1	8	1017	Guo Sijia	 CHN	14 Feb 1999	6.10		+0.6
8	1	2	1161	Maya Takeuchi	 JPN	9 Oct 1998	6.05		+0.2
9	1	1	1227	Huijin Lee	 KOR	25 Nov 1998	5.97		+0.7
10	1	3	1419	Tran Thi Loan	 VIE	1 May 2000	5.93		+0.5
11	1	4	1044	Zhu Yi	 CHN	14 Jul 2003	5.93		+1.0
12	1	7	1197	Anastassiya Rypakova	 KAZ	21 Sep 2004	5.89		+0.8



### Record History

Page 1 / 1

Record	Result	Name	M.F.	Location	Date
WR	7.52	Galina CHISTYAKOVA	URS	Leningrad (URS)	11 Jun 1988
WL	7.07	Malaika MIHAMBO	GER	Europahalle, Karlsruhe (GER) (i)	7 Feb 2025
AR	7.01	Weili YAO	CHN	Jinan (CHN)	4 Jun 1993
AL	6.64	Shaili SINGH	IND	Maharaja's College Grounds, Kochi (IND)	24 Apr 2025
CR	6.97	HATA Sumire	JPN	Suphachalasai Stadium Bangkok (THA)	14 Jul 2023















## OFFICIAL RESULT

No. 309

### Women's Long Jump

Final

29 May 2025 / 21:45

Rank	Bib	Name	M.F.	Birth	Order	1	2	3	4	5	6	Result
						Wind						
1	1137	Reihaneh Mobini Arani	 IRI	20 Nov 2000	11	6.36	6.40	X	6.13	6.33	6.09	<b>6.40</b>
						+0.5	+0.5	+0.5	+0.1	+0.1	+0.4	+0.5
2	1085	Ancy Sojan Edappilly	 IND	1 Mar 2003	6	6.29	6.25	6.33	6.17	6.16	X	<b>6.33</b>
						+1.2	+0.2	+0.5	-0.3	+0.2	+0.4	+0.5
3	1105	Shaili Singh	 IND	7 Jan 2004	10	6.30	6.20	6.29	6.17	6.09	5.99	<b>6.30</b>
						+0.9	+0.3	+1.1	-0.2	+0.2	+0.5	+0.9
4	1178	Sumire Hata	 JPN	4 May 1996	12	X	6.12	6.20	6.13	5.95	6.13	<b>6.20</b>
						+1.3	+0.7	+0.9	-0.5	+0.3	+0.3	+0.9
5	1070	Nga Yan Yue	 HKG	17 Mar 1998	9	6.19	6.16	6.19	X	X	X	<b>6.19</b>
						+0.9	+0.3	+1.1	-0.0	+0.4	+0.4	+0.9
6	1230	Jeongmi Yu	 KOR	2 Apr 1994	5	6.12	X	5.73	4.07	5.83	X	<b>6.12</b>
						+1.2	+1.1	-0.0	-0.1	+0.4	+0.3	+1.2
7	1017	Guo Sijia	 CHN	14 Feb 1999	8	6.10	X	5.45	X	X	5.82	<b>6.10</b>
						+0.6	+1.1	+0.6	-0.1	+0.3	+0.2	+0.6
8	1161	Maya Takeuchi	 JPN	9 Oct 1998	2	6.05	X	5.97	5.88	X	5.81	<b>6.05</b>
						+0.2	+0.4	+0.7	+0.2	+0.2	+0.2	+0.2
9	1227	Huijin Lee	 KOR	25 Nov 1998	1	X	5.97	5.93				<b>5.97</b>
						+0.5	+0.7	+0.3				+0.7
10	1419	Tran Thi Loan	 VIE	1 May 2000	3	5.57	5.90	5.93				<b>5.93</b>
						+0.7	+0.5	+0.5				+0.5
11	1044	Zhu Yi	 CHN	14 Jul 2003	4	5.82	5.93	5.46				<b>5.93</b>
						+0.7	+1.0	+0.5				+1.0
12	1197	Anastassiya Rypakova	 KAZ	21 Sep 2004	7	5.76	5.89	5.59				<b>5.89</b>
						+0.8	+0.8	+0.7				+0.8



### Record History

Page 1 / 1

Record	Result	Name	M.F.	Location	Date
WR	7.52	Galina CHISTYAKOVA	URS	Leningrad (URS)	11 Jun 1988
WL	7.07	Malaika MIHAMBO	GER	Europahalle, Karlsruhe (GER) (i)	7 Feb 2025
AR	7.01	Weili YAO	CHN	Jinan (CHN)	4 Jun 1993
AL	6.64	Shaili SINGH	IND	Maharaja's College Grounds, Kochi (IND)	24 Apr 2025
CR	6.97	HATA Sumire	JPN	Suphachalasai Stadium Bangkok (THA)	14 Jul 2023



# 26th Asian Athletics Championships 2025 Gumi

Gumi (Republic of Korea) | 27 - 31 May 2025

## Horizontal Jump Events Record Card



Women's Long Jump - Final / No. 309

Date: 2025. 5. 29 (Day 3)

Start Time 21:45 Finish Time 23:11

Competition Area: Gumi Stadium, Gumi - Republic of Korea

Start	Bib	Athlete	M.F.	THIRD trial			Best of 1-3	Pos / After 3	FOURTH trial		FIFTH trial	SIXTH trial		Best of All	RANK	Remarks
				FIRST trial	SECOND trial	WIND			WIND	WIND		WIND	WIND			
1	1227	Huijin Lee	KOR	X	(5.97)	5.93	5.97	1								
2	1161	Maya Takeuchi	JPN	(6.05)	X	5.97	6.05	8, 11	5.97	X	X	5.91	6.05	6.05	8	
3	1419	Tran Thi Loan	VIE	5.57	5.90	(5.93)	5.93	1								
4	1044	Zhu Yi	CHN	5.82	(5.93)	5.46	5.93	1								
5	1230	Jeongmi Yu	KOR	(6.12)	X	5.73	6.12	6, 13	4.07	5.83	X		6.12	6.12	6	
6	1085	Ancy Sojan Edappilly	IND	6.29	6.25	(6.33)	6.33	20, 17	6.17	6.16	X		6.33	6.33	20	
7	1197	Anastasiya Rypakova	KAZ	5.76	(5.89)	5.59	5.89	1								
8	1017	Guo Sijia	CHN	(6.10)	X	5.45	6.10	7, 12	X	X	X	5.82	6.10	6.10	7	
9	1070	Nga Yan Yue	HKG	6.19	6.16	(6.19)	6.19	5, 14	X	X	X	X	6.19	6.19	5	
10	1105	Shaili Singh	IND	(6.30)	6.20	6.29	6.30	3, 16	6.17	6.09	5.99		6.30	6.30	3	

Recorder: 72 9121

Chief Judge: 72 14 01

Referee: 82



26th Asian Athletics Championships 2025 Gumi  
Gumi (Republic of Korea) | 27 - 31 May 2025  
Horizontal Jump Events Record Card



Women's Long Jump - Final / No. 309

Date: 2025. 5. 29. (Day 3)

Start Time 21: 45

Finish Time 23: 11

Competition Area : Gumi Stadium, Gumi - Republic of Korea

Competition Area : Gumi Stadium, Gumi - Republic of Korea																			
Start	Bib	Athlete	M.F.	FIRST trial		SECOND trial	THIRD trial		Best of 1-3	Pos / After 3	FOURTH trial	FIFTH trial		SIXTH trial		Best of All	RANK	Remarks	
				Wind			Wind					Wind		Wind					
11	1137	Reihaneh Mobini Arani	IRI	6.36		6.40	X		6.40	118	6.13	6.33		6.09		6.40	1		
12	1178	Sumire Hata	JPN	X		6.12	6.20		6.20	415	6.13	5.95		6.13		6.20	4		

Recorder :

21 9/12/21

Chief Judge :

26 14 01

Referee :

26 14 01





26th Asian Athletics Championships 2025 Gumi  
Gumi (Republic of Korea) | 27 - 31 May 2025  
Horizontal Jump Events Record Card



Women's Long Jump - Final / No. 309

Date: 2025. 5. 29 (Day 3)

Start Time 21:45

Finish Time 23:11

Competition Area: Gumi Stadium, Gumi - Republic of Korea

Start	Bib	Athlete	M.F.	THIRD trial			Best of 1-3	FOURTH trial	WIND		Best of All	RANK	Remarks
				FIRST trial	SECOND trial	THIRD trial			WIND	SIXTH trial			
1	1227	Huijin Lee	KOR	+0.5	+0.7	+0.3	1						
2	1161	Maya Takeuchi	JPN	+0.2	+0.4	+0.7	11	+0.2	+0.2	+0.2			
3	1419	Tran Thi Loan	VIE	+0.7	+0.5	+0.5	1						
4	1044	Zhu Yi	CHN	+0.7	+1.0	+0.5	1						
5	1230	Jeongmi Yu	KOR	+1.2	+1.1	-0.0	13	-0.1	+0.4	+0.3			
6	1085	Ancy Sojan Edappilly	IND	+1.2	+0.2	+0.5	17	-0.3	+0.2	+0.4			
7	1197	Anastassiya Rypakova	KAZ	+0.8	+0.8	+0.7	18						
8	1017	Guo Sijia	CHN	+0.6	+1.1	+0.6	12	-0.1	+0.3	+0.2			
9	1070	Nga Yan Yue	HKG	+0.9	+0.3	+1.1	14	-0.0	+0.4	+0.4			
10	1105	Shaili Singh	IND	+0.9	+0.3	+1.1	16	-0.2	+0.2	+0.5			

신호경

Recorder:

Chief Judge:

정종민

Referee:

정종민



26th Asian Athletics Championships 2025 Gumi  
Gumi (Republic of Korea) | 27 - 31 May 2025  
Horizontal Jump Events Record Card



Women's Long Jump - Final / No. 309

Date : 2025. 5. 29 (Day 3)

Start Time 21 : 45 Finish Time 23 : 11

Competition Area : Gumi Stadium, Gumi - Republic of Korea

Start	Bib	Athlete	M.F.	THIRD trial			Best of 1-3	Pos / After 3	FOURTH trial		FIFTH trial	SIXTH trial		Best of All	RANK	Remarks
				FIRST trial	SECOND trial	WIND			WIND	WIND						
11	1137	Reihaneh Mobini Arani	IRI	+0.5	+0.5	+0.5		18	+0.1		+0.1	+0.4				
12	1178	Sumire Hata	JPN	+1.3	+0.7	+0.9		15	-0.5		+0.3	+0.3				

Recorder : 신호영

Chief Judge : 정종오

Referee : dpw

## OFFICIAL RESULT

No. 310

### Men's 3000m Steeplechase

Final

29 May 2025 / 21:37

Rank	Bib	Name	M.F.	Birth	Order	Result		
1	215	Avinash Mukund Sable	IND	13 Sep 1994	12	8:20.92	SB	P-515
2	327	Yutaro Niinae	JPN	6 Feb 2001	11	8:24.41	SB	P-514
3	558	Zakaria Elahlaami	QAT	7 Jul 2004	10	8:27.12	PB	P-513
4	319	Tetsu Sasaki	JPN	24 Nov 2006	9	8:30.97		P-512
5	694	Nguyen Trung Cuong	VIE	27 May 2000	4	8:38.25	PB	P-507
6	398	Wonbeen Park	KOR	2 May 2001	7	8:46.91	SB	P-510
7	252	Pandu Sukarya	INA	11 Oct 1998	2	9:02.11	SB	P-505
8	388	Seungho Lee	KOR	7 Dec 2000	5	9:28.34		P-508
9	370	Jaeyoung Park	KOR	30 Jan 1998	3	9:31.71		P-506
10	422	Aleksandr Salakhudinov	KGZ	11 Jun 2000	6	9:47.93		P-509
11	443	Chin Hei Leong	MAC	2 Dec 2000	1	10:10.53		P-504
	270	Seyedamir Zamanpour	IRI	28 Aug 2000	8	DNF		P-511



### Record History

Page 1 / 1

Record	Result	Name	M.F.	Location	Date
WR	07:52.11	Lamecha GIRMA	ETH	Stade Charl��ty, Paris (FRA)	9 Jun 2023
WL	08:00.70	Soufiane EL BAKKALI	MAR	Stade Olympique, Rabat (MAR)	25 May 2025
AR	07:53.63	Saif Saaeed SHAHEEN	QAT	Boudewijnstadion, Bruxelles (BEL)	3 Sep 2004
AL	08:10.11	Ryuji MIURA	JPN	Egret Stadium, Xiamen (CHN)	26 Apr 2025
CR	08:16.00	KHAMIS Seif Abdullah	QAT	Colombo (SRI)	10 Aug 2002



## SUMMARY

No. 310

### Men's 3000m Steeplechase

Final

29 May 2025 / 21:37

Rank	Group	Order	Bib	Name	M.F.	Birth	Result	Medal		
1	1	12	215	Avinash Mukund Sable	 IND	13 Sep 1994	8:20.92	Gold	SB	P-515
2	1	11	327	Yutaro Niinae	 JPN	6 Feb 2001	8:24.41	Silver	SB	P-514
3	1	10	558	Zakaria Elahlaami	 QAT	7 Jul 2004	8:27.12	Bronze	PB	P-513
4	1	9	319	Tetsu Sasaki	 JPN	24 Nov 2006	8:30.97			P-512
5	1	4	694	Nguyen Trung Cuong	 VIE	27 May 2000	8:38.25		PB	P-507
6	1	7	398	Wonbeen Park	 KOR	2 May 2001	8:46.91		SB	P-510
7	1	2	252	Pandu Sukarya	 INA	11 Oct 1998	9:02.11		SB	P-505
8	1	5	388	Seungho Lee	 KOR	7 Dec 2000	9:28.34			P-508
9	1	3	370	Jaeyoung Park	 KOR	30 Jan 1998	9:31.71			P-506
10	1	6	422	Aleksandr Salakhudinov	 KGZ	11 Jun 2000	9:47.93			P-509
11	1	1	443	Chin Hei Leong	 MAC	2 Dec 2000	10:10.53			P-504
	1	8	270	Syedamir Zamanpour	 IRI	28 Aug 2000	DNF			P-511



## Record History

Page 1 / 1

Record	Result	Name	M.F.	Location	Date
WR	07:52.11	Lamecha GIRMA	ETH	Stade Charléty, Paris (FRA)	9 Jun 2023
WL	08:00.70	Soufiane EL BAKKALI	MAR	Stade Olympique, Rabat (MAR)	25 May 2025
AR	07:53.63	Saif Saaeed SHAHEEN	QAT	Boudewijnstadion, Bruxelles (BEL)	3 Sep 2004
AL	08:10.11	Ryuji MIURA	JPN	Egret Stadium, Xiamen (CHN)	26 Apr 2025
CR	08:16.00	KHAMIS Seif Abdullah	QAT	Colombo (SRI)	10 Aug 2002

## 결승점 - 결과

Camera S/N: 70535

출발: 2025-05-29 21:35:12.63 풍속: -0.2 M/S SW

Rank	Bib	Lane	Name	Nation	Mark	Laps
1	215	12	Avinash Mukund Sable	IND	8:20.915	0
2	327	11	Yutaro Niinae	JPN	8:24.410	0
3	558	10	Zakaria Elahlaami	QAT	8:27.111	0
4	319	9	Tetsu Sasaki	JPN	8:30.963	0
5	694	4	Nguyen Trung Cuong	VIE	8:38.248	0
6	398	7	Wonbeen Park	KOR	8:46.902	0
7	252	2	Pandu Sukarya	INA	9:02.101	0
8	388	5	Seungho Lee	KOR	9:28.339	0
9	370	3	Jaeyoung Park	KOR	9:31.709	0
10	422	6	Aleksandr Salakhudinov	KGZ	9:47.925	0
11	443	1	Chin Hei Leong	MAC	10:10.521	0
DNF	270	8	Seyedamir Zamanpour	IRI		0



## SUMMARY

No. 311

### Men's High Jump

Final

29 May 2025 / 21:40

Rank	Group	Order	Bib	Name	M.F.	Birth	Result	Medal
1	1	13	387	Sanghyeok Woo	KOR	23 Apr 1996	2.29	Gold
2	1	5	320	Tomohiro Shinno	JPN	17 Aug 1996	2.26	Silver <span>SB</span>
3	1	6	652	Tawan Kaeodam	THA	30 Sep 1999	2.23	Bronze <span>SB</span>
4	1	9	309	Naoto Hasegawa	JPN	15 Nov 1996	2.23	<span>SB</span>
5	1	10	231	Sarvesh Anil Kushare	IND	17 Jun 1995	2.19	
6	1	8	129	Duan Yuhang	CHN	16 Nov 2000	2.15	
6	1	12	161	Chao Hsuan Fu	TPE	14 Dec 2002	2.15	
8	1	11	506	Fatek Bait Jaboob	OMA	3 Dec 1999	2.10	
8	1	7	618	Lesandu Arthavidu Gammanage	SRI	16 May 2006	2.10	
8	1	4	672	Amir Nagaev	UZB	28 Dec 2004	2.10	<span>SB</span>
11	1	3	532	Leonard Grospe	PHI	2 Jul 2001	2.10	
	1	2	458	Farrell Glenn Felix Jurus	MAS	22 Mar 2002	NM	
	1	1	687	Vadim Chikalov	UZB	26 Jan 2003	NM	



### Record History

Page 1 / 1

Record	Result	Name	M.F.	Location	Date
WR	2.45	Javier SOTOMAYOR	CUB	Salamanca (ESP)	27 Jul 1993
WL	2.34	Oleh DOROSHCHUK	UKR	Omnisport, Apeldoorn (NED) (i)	8 Mar 2025
AR	2.43	Mutaz Essa BARSHIM	QAT	Boudewijnstadion, Bruxelles (BEL)	5 Sep 2014
AL	2.31	Sanghyeok WOO	KOR	Sports Training Center, Nanjing (i) (CHN)	21 Mar 2025
CR	2.35	BARSHIM Mutaz Essa	QAT	Kobe (JPN)	9 Jul 2011

## OFFICIAL RESULT

No. 311

### Men's High Jump

Final

29 May 2025 / 21:40

Rank	Bib	Name	M.F.	Birth	Order	2.00	2.05	2.10	2.15	2.19	2.23	2.26	2.29	2.31	2.33	Result
1	387	Sanghyeok Woo	KOR	23 Apr 1996	13	-	-	-	O	O	O	O	O	-	XXX	2.29
2	320	Tomohiro Shinno	JPN	17 Aug 1996	5	-	-	O	O	O	O	O	XXX			2.26 SB
3	652	Tawan Kaedam	THA	30 Sep 1999	6	-	-	O	XXO	XO	XO	XXX				2.23 SB
4	309	Naoto Hasegawa	JPN	15 Nov 1996	9	-	-	O	XO	O	XXO	XXX				2.23 SB
5	231	Sarvesh Anil Kushare	IND	17 Jun 1995	10	-	-	O	XO	XO	XXX					2.19
6	129	Duan Yuhang	CHN	16 Nov 2000	8	-	-	O	O	XXX						2.15
6	161	Chao Hsuan Fu	TPE	14 Dec 2002	12	-	-	-	O	-	XXX					2.15
8	672	Amir Nagaev	UZB	28 Dec 2004	4	-	-	XO	XXX							2.10 SB
8	618	Lesandu Arthavidu Gammanage	SRI	16 May 2006	7	-	-	XO	XXX							2.10
8	506	Fatek Bait Jaboob	OMA	3 Dec 1999	11	-	-	XO	XXX							2.10
11	532	Leonard Grospe	PHI	2 Jul 2001	3	-	-	XXO	XXX							2.10
	687	Vadim Chikalov	UZB	26 Jan 2003	1	-	-	XXX								NM



### Record History

Page 1 / 2

Record	Result	Name	M.F.	Location	Date
WR	2.45	Javier SOTOMAYOR	CUB	Salamanca (ESP)	27 Jul 1993
WL	2.34	Oleh DOROSHCHUK	UKR	Omnisport, Apeldoorn (NED) (i)	8 Mar 2025
AR	2.43	Mutaz Essa BARSHIM	QAT	Boudewijnstadion, Bruxelles (BEL)	5 Sep 2014
AL	2.31	Sanghyeok WOO	KOR	Sports Training Center, Nanjing (i) (CHN)	21 Mar 2025
CR	2.35	BARSHIM Mutaz Essa	QAT	Kobe (JPN)	9 Jul 2011



## OFFICIAL RESULT

No. 311

### Men's High Jump

Final

29 May 2025 / 21:40

Rank	Bib	Name	M.F.	Birth	Order	2.00	2.05	2.10	2.15	2.19	2.23	2.26	2.29	2.31	2.33	Result
458		Farrell Glenn Felix Jurus	 MAS	22 Mar 2002	2	-	-	-	XXX							NM

*Handwritten signature/initials*

### Record History

Page 2 / 2

Record	Result	Name	M.F.	Location	Date
WR	2.45	Javier SOTOMAYOR	CUB	Salamanca (ESP)	27 Jul 1993
WL	2.34	Oleh DOROSHCHUK	UKR	Omnisport, Apeldoorn (NED) (i)	8 Mar 2025
AR	2.43	Mutaz Essa BARSHIM	QAT	Boudewijnstadion, Bruxelles (BEL)	5 Sep 2014
AL	2.31	Sanghyeok WOO	KOR	Sports Training Center, Nanjing (i) (CHN)	21 Mar 2025
CR	2.35	BARSHIM Mutaz Essa	QAT	Kobe (JPN)	9 Jul 2011

# 26th Asian Athletics Championships 2025 Gumi

Gumi (Republic of Korea) | 27 - 31 May 2025

## Vertical Jump Events Record Card



Men's High Jump - Final / No. 311

Date: 2025. 5. 29 (Day 3)

Start Time 21:40

Finish Time 23:29

Competition Area: Gumi Stadium, Gumi - Republic of Korea

Start Bib	Athlete	M.F.	2.00	2.05	2.10	2.15	2.19	2.23	2.26	2.29	RESULT	Failures		Jump-off	RANK	Remarks
												Final	All			
1 687	Vadim Chikalov	UZB	-	-	XXX						NM					
2 458	Farrell Glenn Felix Jurus	MAS	-	-	XXX						NM					
3 532	Leonard Grospe	PHI	-	-	XXO	XXX					2-10				11	
4 672	Amir Nagaev	UZB	-	-	XO	XXX					2-10				8	
5 320	Tomohiro Shinn	JPN	-	-	O	O	O	O	O	XXX	2-26				2	
6 652	Tawan Kaeodam	THA	-	-	O	XXO	XO	XO	XXX		2-23				7	
7 618	Lesandu Arthavidu Gammanage	SRI	-	-	XO	XXX					2-10				8	
8 129	Duan Yuhang	CHN	-	-	O	O	XXX				2-15				6	
9 309	Naoto Hasegawa	JPN	-	-	O	XO	O	XXXO	XXX		2-23				4	
10 231	Sarvesh Anil Kuresh	IND	-	-	O	XO	XO	XXX			2-19				5	

Recorder: A 7/29

Chief Judge: a b m c b

Referee: D m c b

# 26th Asian Athletics Championships 2025 Gumi

Gumi (Republic of Korea) | 27 - 31 May 2025

## Vertical Jump Events Record Card



Men's High Jump - Final / No. 311

Date : 2025. 5. 28. (Day 27)

Start Time 21 : 40

Finish Time 23 : 27

Competition Area : Gumi Stadium, Gumi - Republic of Korea

Start Bib	Athlete	M.F.	2.00	2.05	2.10	2.15	2.19	2.23	2.26	2.29	RESULT	Failures Final All	Jump-off	RANK	Remarks
			2.01	2.06	2.11	2.16	2.20	2.24	2.27	2.30					
11 506	Fatek Bait Jabob	OMA	—	—	X	X	X	X			2.10			8	
12 161	Chao Hsuan Fu	TPE	—	—	—	—	—	X	X	X	2.15			6	
13 387	Sanghyeok Woo	KOR	—	—	—	—	—	—	—	—	2.29			1	

Recorder : A 1/3

Chief Judge : Ok 7/27

Referee : 170

## SUMMARY

No. 312

### Women's Discus Throw

Final

29 May 2025 / 21:50

Rank	Group	Order	Bib	Name	M.F.	Birth	Result	Medal
1	1	10	1015	Feng Bin	CHN	3 Apr 1994	61.90	Gold
2	1	8	1372	Subenrat Insaeng	THA	10 Feb 1994	57.68	Silver
3	1	9	1169	Nanaka Kori	JPN	2 May 1997	56.48	Bronze
4	1	6	1104	Seema Seema	IND	25 Feb 1999	56.15	
5	1	3	1251	Yelim Jeong	KOR	16 Jun 1993	55.41	SB
6	1	5	1255	Yujin Shin	KOR	12 Mar 2002	54.79	
7	1	7	1156	Maki Saito	JPN	13 Feb 2001	54.73	
8	1	1	1296	Queenie Ting Kung Ni	MAS	16 Nov 1997	47.96	
9	1	2	1329	Daniella Daynata	PHI	23 Nov 1999	44.03	
	1	4	1021	Jiang Zhichao	CHN	6 Jan 2005	NM	

加藤

### Record History

Page 1 / 1

Record	Result	Name	M.F.	Location	Date
WR	76.80	Gabriele REINSCH	GDR	Neubrandenburg (GDR)	9 Jul 1988
WL	73.52	Valarie ALLMAN	USA	Millican Field at Throw Town, Ramona, OK (USA)	12 Apr 2025
AR	71.68	Yanling XIAO	CHN	Beijing (CHN)	14 Mar 1992
AL	60.10	Zhichao JIANG	CHN	Egret Stadium, Xiamen (CHN)	26 Apr 2025
CR	66.42	BIN Feng	CHN	Suphachalasai Stadium Bangkok (THA)	14 Jul 2023



## OFFICIAL RESULT

No. 312

### Women's Discus Throw

Final

29 May 2025 / 21:50

Rank	Bib	Name	M.F.	Birth	Order	1	2	3	4	5	6	Result
1	1015	Feng Bin	CHN	3 Apr 1994	10	X	61.01	60.40	61.14	60.35	61.90	<b>61.90</b>
2	1372	Subenrat Insaeng	THA	10 Feb 1994	8	53.39	57.68	X	55.57	X	X	<b>57.68</b>
3	1169	Nanaka Kori	JPN	2 May 1997	9	54.06	X	52.88	56.48	X	X	<b>56.48</b>
4	1104	Seema Seema	IND	25 Feb 1999	6	55.35	56.15	X	53.89	54.20	55.12	<b>56.15</b>
5	1251	Yelim Jeong	KOR	16 Jun 1993	3	55.41	X	54.00	X	51.74	54.09	<b>55.41</b> <span>SB</span>
6	1255	Yujin Shin	KOR	12 Mar 2002	5	54.79	X	X	54.07	53.51	X	<b>54.79</b>
7	1156	Maki Saito	JPN	13 Feb 2001	7	X	54.73	53.65	X	52.94	54.16	<b>54.73</b>
8	1296	Queenie Ting Kung Ni	MAS	16 Nov 1997	1	44.40	X	47.21	47.96	47.22	X	<b>47.96</b>
9	1329	Daniella Daynata	PHI	23 Nov 1999	2	X	X	44.03				<b>44.03</b>
	1021	Jiang Zhichao	CHN	6 Jan 2005	4	X	X	X				<b>NM</b>

柳峰和

### Record History

Page 1 / 1

Record	Result	Name	M.F.	Location	Date
WR	76.80	Gabriele REINSCH	GDR	Neubrandenburg (GDR)	9 Jul 1988
WL	73.52	Valarie ALLMAN	USA	Millican Field at Throw Town, Ramona, OK (USA)	12 Apr 2025
AR	71.68	Yanling XIAO	CHN	Beijing (CHN)	14 Mar 1992
AL	60.10	Zhichao JIANG	CHN	Egret Stadium, Xiamen (CHN)	26 Apr 2025
CR	66.42	BIN Feng	CHN	Suphachalasai Stadium Bangkok (THA)	14 Jul 2023

# 26th Asian Athletics Championships 2025 Gumi

Gumi (Republic of Korea) | 27 - 31 May 2025

## Throwing Events Record Card

Women's Discus Throw - Final / No. 312

Date: 2025. 5. 29. (Day 29)

Start Time 26: 58

Finish Time 22: 38

Competition Area: Gumi Stadium, Gumi - Republic of Korea

Start	Bib	Athlete	M.F.	FIRST trial	SECOND trial	THIRD trial	Best of 1-3	Pos / After 3	FOURTH trial	FIFTH trial	SIXTH trial	Best of All	RANK	Remarks
1	1296	Queenie Ting Kung Ni	MAS	44.40	X	47.21	47.21	8	49.96	47.22	X	47.96	8	
2	1329	Daniella Daynata	PHI	X	X	44.03	44.03	9				44.03	9	
3	1251	Yelim Jeong	KOR	55.41	X	54.00	55.41	4	X	51.74	54.09	55.41	5	
4	1021	Jiang Zhichao	CHN	X	X	X	NM	1				NM	-	
5	1255	Yujin Shin	KOR	54.79	X	X	54.79	5	54.09	53.51	X	54.79	6	
6	1104	Seema Seema	IND	55.35	56.15	X	56.15	3	53.89	54.20	55.12	56.15	4	
7	1156	Maki Saito	JPN	X	54.73	53.65	54.73	6	X	52.94	54.16	54.73	7	
8	1372	Subenrat Insaeng	THA	53.39	57.68	X	57.68	2	55.59	X	<del>55.59</del>	57.68	2	
9	1169	Nanaka Kori	JPN	54.06	X	52.88	54.06	7	56.48	X	X	56.48	3	
10	1015	Feng Bin	CHN	X	61.0X	60.40	61.01	1	61.14	60.35	61.90	61.90	1	

Recorder: 김종환

Chief Judge: 성호준

Referee: 김민준

## SUMMARY

No. 313

### Men's 110m Hurdles

Final

29 May 2025 / 22:05

Rank	Group	Lane	Bib	Name	M.F.	Birth	Result	Medal	Wind
1	1	4	310	Rachid Muratake	JPN	6 Feb 2002	<b>13.22</b>	Gold	+0.7
2	1	5	140	Liu Junxi	CHN	11 Dec 2003	<b>13.31</b>	Silver	+0.7
3	1	6	142	Qin Weibo	CHN	29 Dec 2002	<b>13.45</b>	Bronze	+0.7
4	1	3	553	Oumar Doudai O Abakar	QAT	1 Jan 2005	<b>13.49</b>		+0.7
5	1	2	339	David Yefremov	KAZ	15 Jan 1999	<b>13.69</b>		+0.7
6	1	8	176	Yi Kai Lin	TPE	23 Dec 2004	<b>13.76</b>		+0.7
7	1	7	268	Masoud Kamran	IRI	16 Oct 1999	<b>13.82</b>		+0.7
	1	1	377	Juho Kim	KOR	8 Mar 1999	<b>DNF</b>		+0.7



## Record History

Page 1 / 1

Record	Result	Name	M.F.	Location	Date
WR	12.80	Aries MERRITT	USA	Boudewijnstadion, Bruxelles (BEL)	7 Sep 2012
WL	12.87	Cordell TINCH	USA	China Textile City Sports Centre, Shaoxing/Keqiao (CHN)	3 May 2025
AR	12.88	Xiang LIU	CHN	Stade Olympique de la Pontaise, Lausanne (SUI)	11 Jul 2006
AL	13.10	Rachid MURATAKE	JPN	China Textile City Sports Centre, Shaoxing/Keqiao (CHN)	3 May 2025
CR	13.21	XIE Wenjun	CHN	Khalifa International Stadium Doha (QAT)	24 Apr 2019

## OFFICIAL RESULT

No. 313

### Men's 110m Hurdles

Final

29 May 2025 / 22:05

Wind : +0.7m/s

Rank	Bib	Name	M.F.	Birth	Lane	Result	Reaction Time
1	310	Rachid Muratake	JPN	6 Feb 2002	4	<b>13.22</b>	0.204
2	140	Liu Junxi	CHN	11 Dec 2003	5	<b>13.31</b>	0.128
3	142	Qin Weibo	CHN	29 Dec 2002	6	<b>13.45</b>	0.167 <b>SB</b>
4	553	Oumar Doudai O Abakar	QAT	1 Jan 2005	3	<b>13.49</b>	0.190
5	339	David Yefremov	KAZ	15 Jan 1999	2	<b>13.69</b>	0.200
6	176	Yi Kai Lin	TPE	23 Dec 2004	8	<b>13.76</b>	0.199
7	268	Masoud Kamran	IRI	16 Oct 1999	7	<b>13.82</b>	0.226
	377	Juho Kim	KOR	8 Mar 1999	1	<b>DNF</b>	0.128

Handwritten signature/initials

### Record History

Page 1 / 1

Record	Result	Name	M.F.	Location	Date
WR	12.80	Aries MERRITT	USA	Boudewijnstadion, Bruxelles (BEL)	7 Sep 2012
WL	12.87	Cordell TINCH	USA	China Textile City Sports Centre, Shaoxing/Keqiao (CHN)	3 May 2025
AR	12.88	Xiang LIU	CHN	Stade Olympique de la Pontaise, Lausanne (SUI)	11 Jul 2006
AL	13.10	Rachid MURATAKE	JPN	China Textile City Sports Centre, Shaoxing/Keqiao (CHN)	3 May 2025
CR	13.21	XIE Wenjun	CHN	Khalifa International Stadium Doha (QAT)	24 Apr 2019



## 결승점 - 결과

Camera S/N: 70531

출발: 2025-05-29 22:05:56.19 풍속: +0.7 M/S NE

Rank	Bib	Lane	Name	Nation	Mark	ReacTime	Laps
1	310	4	Rachid Muratake	JPN	13.212	0.204	
2	140	5	Liu Junxi	CHN	13.306	0.128	
3	142	6	Qin Weibo	CHN	13.446	0.167	
4	553	3	Oumar Doudai O Abakar	QAT	13.481	0.190	
5	339	2	David Yefremov	KAZ	13.683	0.200	
6	176	8	Yi Kai Lin	TPE	13.752	0.199	
7	268	7	Masoud Kamran	IRI	13.817	0.226	
DNF	377	1	Juho Kim	KOR		0.128	



## SUMMARY

No. 314

### Women's 100m Hurdles

Final

29 May 2025 / 22:20

Rank	Group	Lane	Bib	Name	M.F.	Birth	Result	Medal	Wind
1	1	7	1091	Jyoti Yarraji	IND	28 Aug 1999	<b>12.96</b>	Gold <b>CR</b>	-0.1
2	1	4	1183	Yumi Tanaka	JPN	15 Dec 1998	<b>13.07</b> (.061)	Silver	-0.1
3	1	6	1039	Wu Yanni	CHN	28 Jul 1997	<b>13.07</b> (.068)	Bronze	-0.1
4	1	3	1116	Dina Aulia	INA	3 Aug 2003	<b>13.32</b> (.316)		-0.1
5	1	2	1028	Liu Jingyang	CHN	12 Aug 1997	<b>13.32</b> (.317)		-0.1
6	1	5	1049	Bo Ya Zhang	TPE	3 Apr 2003	<b>13.42</b>		-0.1
7	1	1	1411	Huynh Thi My Tien	VIE	24 Mar 1999	<b>13.69</b>		-0.1
8	1	8	1068	Lai Yiu Lui	HKG	30 Nov 1994	<b>13.73</b>		-0.1



### Record History

Page 1 / 1

Record	Result	Name	M.F.	Location	Date
WR	12.12	Tobi AMUSAN	NGR	Hayward Field, Eugene, OR (USA)	24 Jul 2022
WL	12.17	Masai RUSSELL	USA	Ansin Sports Complex, Miramar, FL (USA)	2 May 2025
AR	12.44	Olga SHISHIGINA	KAZ	Luzern (SUI)	27 Jun 1995
AL	12.96	Yanni WU	CHN	China Textile City Sports Centre, Shaoxing/Keqiao (CHN)	3 May 2025
CR	12.97	YUN Feng	CHN	Fukuoka (JPN)	20 Jul 1998

## OFFICIAL RESULT

No. 314

### Women's 100m Hurdles

Final

29 May 2025 / 22:20

Wind : -0.1m/s

Rank	Bib	Name	M.F.	Birth	Lane	Result	Reaction Time
1	1091	Jyoti Yarraji	 IND	28 Aug 1999	7	<b>12.96</b>	0.229 <b>CR</b>
2	1183	Yumi Tanaka	 JPN	15 Dec 1998	4	<b>13.07</b> (.061)	0.199
3	1039	Wu Yanni	 CHN	28 Jul 1997	6	<b>13.07</b> (.068)	0.197
4	1116	Dina Aulia	 INA	3 Aug 2003	3	<b>13.32</b> (.316)	0.189
5	1028	Liu Jingyang	 CHN	12 Aug 1997	2	<b>13.32</b> (.317)	0.222
6	1049	Bo Ya Zhang	 TPE	3 Apr 2003	5	<b>13.42</b>	0.257
7	1411	Huynh Thi My Tien	 VIE	24 Mar 1999	1	<b>13.69</b>	0.338
8	1068	Lai Yiu Lui	 HKG	30 Nov 1994	8	<b>13.73</b>	0.218



### Record History

Page 1 / 1

Record	Result	Name	M.F.	Location	Date
WR	12.12	Tobi AMUSAN	NGR	Hayward Field, Eugene, OR (USA)	24 Jul 2022
WL	12.17	Masai RUSSELL	USA	Ansin Sports Complex, Miramar, FL (USA)	2 May 2025
AR	12.44	Olga SHISHIGINA	KAZ	Luzern (SUI)	27 Jun 1995
AL	12.96	Yanni WU	CHN	China Textile City Sports Centre, Shaoxing/Keqiao (CHN)	3 May 2025
CR	12.97	YUN Feng	CHN	Fukuoka (JPN)	20 Jul 1998

## 결승점 - 결과

Camera SAN: 705

출발: 2025-05-29 22:17:58.45 풍속: -0.1 M/S E

Rank	Bib	Lane	Name	Nation	Mark	ReactTime	Laps
1	1091	7	Jyoti Yarraji	IND	12.952	0.229	
2	1183	4	Yumi Tanaka	JPN	13.061	0.199	
3	1039	6	Wu Yanni	CHN	13.068	0.197	
4	1116	3	Dina Aulia	INA	13.316	0.189	
5	1028	2	Liu Jingyang	CHN	13.317	0.222	
6	1049	5	Bo Ya Zhang	TPE	13.411	0.257	
7	1411	1	Huynh Thi My Tien	VIE	13.685	0.338	
8	1068	8	Lai Yiu Lui	HKG	13.728	0.218	





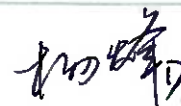
## SUMMARY

### Heptathlon

200m

29 May 2025 / 22:35

Rank	Bib	Name	M.F.	Birth	100mH	highjump	shotput	200m	longjump	javelinthrow	800m	Point
1	1093	Nandini Agasara	IND	7 Aug 2003	1026 13.67 -1.4	842 1.69	763 13.54	979 24.02 -0.6				3610
2	1029	Liu Jingyi	CHN	4 Aug 2000	946 14.23 -0.3	879 1.72	755 13.42	832 25.61 -0.6				3412
3	1050	Cai Juan Chen	TPE	29 Jan 2001	929 14.35 -0.3	879 1.72	781 13.80	821 25.73 -0.6				3410
4	1196	Alina Chistyakova	KAZ	30 Apr 2005	874 14.76 -1.4	879 1.72	569 10.61	856 25.34 -0.6				3178
5	1404	Ugiloy Norboeva	UZB	30 Jan 2004	909 14.50 -0.3	806 1.66	635 11.60	765 26.37 -0.6				3115
6	1228	Iseul Han	KOR	25 Mar 2003	886 14.67 -1.4	771 1.63	543 10.20	866 25.23 -0.6				3066
7	1055	Pei Hsuan Lin	TPE	11 Oct 2007	895 14.60 -1.4	842 1.69	558 10.44	672 27.48 -0.6				2967
	1129	Fatemeh Mohitizade	IRI	29 Jul 2003	950 14.20 -1.4	806 1.66	616 11.31	0 DNS -0.6				DNF
	1208	Yekaterina Avdeyenko	KAZ	20 Dec 2004	0 33.47 -0.3	0 DNS	0 DNS					DNF



### Record History

Page 1 / 1

Record	Result	Name	M.F.	Location	Date
WR	7291	Jackie JOYNER-KERSEE	USA	Olympic Stadium, Seoul (KOR)	24 Sep 1988
WL	6396	Martha ARAUJO	COL	Pista de Atletismo Justo Román, Mar del Plata (ARG)	27 Apr 2025
AR	6942	Ghada SHOUAA	SYR	Götzis (AUT)	26 May 1996
AL	5813	Nandini AGASARA	IND	Maharaja's College Grounds, Kochi (IND)	22 Apr 2025
CR	6259	SHOUAA Ghada	SYR	Nanila (PHI)	3 Dec 1993

## OFFICIAL RESULT

No. 315

### Heptathlon

200m

29 May 2025 / 22:35

Wind : -0.6m/s

Rank	Bib	Name	M.F.	Birth	Lane	Result	Reaction Time	Point
1	1093	Nandini Agasara	IND	7 Aug 2003	5	<b>24.02</b>	0.212	<b>979</b>
2	1228	Iseul Han	KOR	25 Mar 2003	2	<b>25.23</b>	0.195	<b>866</b>
3	1196	Alina Chistyakova	KAZ	30 Apr 2005	8	<b>25.34</b>	0.208	<b>856</b>
4	1029	Liu Jingyi	CHN	4 Aug 2000	7	<b>25.61</b>	0.286	<b>832</b>
5	1050	Cai Juan Chen	TPE	29 Jan 2001	6	<b>25.73</b>	0.298	<b>821</b>
6	1404	Ugiloy Norboeva	UZB	30 Jan 2004	4	<b>26.37</b>	0.256	<b>765</b>
7	1055	Pei Hsuan Lin	TPE	11 Oct 2007	1	<b>27.48</b>	0.224	<b>672</b>
	1129	Fatemeh Mohitizade	IRI	29 Jul 2003	3	<b>DNS</b>	0.257	<b>0</b>

*Handwritten signature*

### Record History

Page 1 / 1

Record	Result	Name	M.F.	Location	Date
<b>WR</b>	<b>21.34</b>	Florence GRIFFITH-JOYNER	USA	Olympic Stadium, Seoul (KOR)	29 Sep 1988
<b>WL</b>	<b>21.88</b>	Julien ALFRED	LCA	Percy Beard Track, Gainesville, FL (USA)	18 Apr 2025
<b>AR</b>	<b>22.01</b>	Xuemei LI	CHN	Shanghai (CHN)	22 Oct 1997
<b>AL</b>	<b>22.81</b>	Veronica Shanti PEREIRA	SGP	Prefectural Shizuoka Stadium, Fukuroi (JPN)	3 May 2025
<b>CR</b>	<b>22.70</b>	PEREIRA Veronica Shanti	SGP	Suphachalasai Stadium Bangkok (THA)	16 Jul 2023

## 결승점 - 결과

Camera S/N: 70531

출발: 2025-05-29 22:37:52.27 풍속: -0.6 M/S S

Rank	Bib	Lane	Name	Nation	Mark	ReactTime	Laps
1	1093	5	Nandini Agasara	IND	24.013		
2	1228	2	Iseul Han	KOR	25.221		
3	1196	8	Alina Chistyakova	KAZ	25.339		
4	1029	7	Liu Jingyi	CHN	25.605		
5	1050	6	Cai Juan Chen	TPE	25.729		
6	1404	4	Ugiloy Norboeva	UZB	26.361		
7	1055	1	Pei Hsuan Lin	TPE	27.479		
DNS	1129	3	Fatemeh Mohitizade	IRI			




## SUMMARY

No. 316

### Women's 4x400 Relay

Final

29 May 2025 / 22:45

Rank	Group	Lane	M.F.	Bib	Name	Birth	Result	Medal
1	1	4	IND	1090	Jisna Mathew	7 Jan 1999	3:34.18	Gold 
				1100	Rupal Rupal	23 Dec 2004		
				1099	Rajitha Kunja	1 Jan 2003		
				1109	Subha Venkatesan	31 Aug 1999		
2	1	6	VIE	1412	Nguyen Thi Ngoc	6 Jan 2002	3:34.77	Silver
				1413	Nguyen Thi Hang	16 Jan 1997		
				1417	Quach Thi Lan	18 Oct 1995		
				1410	Hoang Thi Minh Hanh	12 Sep 1999		
3	1	5	SRI	1354	Nadeesha Ramanayaka	25 Dec 1994	3:36.67	Bronze
				1357	Sayuri Lakshima Mendis Balapuwaduge	17 Aug 2002		
				1351	Jayeshi Uththara Mudugamuwa Hewage	16 Mar 2003		
				1356	Nishendra Harshani Fernando Maddappuli Arachchige	15 Mar 2000		
4	1	8	KAZ	1201	Kristina Kondrashova	28 Oct 1999	3:40.71	
				1198	Anna Shumilo	30 Apr 2004		
				1206	Viktoriya An	4 Sep 1992		
				1195	Alexandra Zalyubovskaya	27 Sep 2002		
5	1	7	UZB	1394	Laylo Allaberganova	5 Feb 1996	3:40.91	
				1399	Nurkhon Ochilova	19 Apr 2004		
				1393	Jonbibi Hukmova	1 Sep 2005		
				1392	Irina Levina	6 Jul 2003		
6	1	3	KOR	1231	Jeyeong Ha	10 Oct 2000	3:42.61	
				1233	Juha Kim	16 Jan 2001		
				1225	Haein Lee	29 Jun 2001		
				1243	Seoyoon Kim	12 Mar 2003		
7	1	2	HKG	1072	Pui Kwan Tang	30 Oct 1999	3:47.80	
				1074	Season Choi	19 Jan 2006		
				1065	Hang Wai Poon	28 Apr 1998		
				1067	Jane Christa Ming Suet Karlsson	2 Jun 2007		

*H. Selin*

### Record History

Page 1 / 1

Record	Result	Name	M.F.	Location	Date
WR	03:15.17	Soviet Union	URS	Olympic Stadium, Seoul (KOR)	1 Oct 1988
WL	03:23.24	Captain Athletics	USA	Percy Beard Track, Gainesville, FL (USA)	19 Apr 2025
AR	03:24.28	Hebei	CHN	Beijing (CHN)	13 Sep 1993
CR	3:30.93	India Team	IND	Moon hak Stadium Incheon (KOR)	4 Sep 2005




## OFFICIAL RESULT

No. 316

### Women's 4x400 Relay

Final

29 May 2025 / 22:45

Rank	M.F.	Bib	Name	Birth	Lane	Reaction Time	Result
1	 IND	1090	Jisna Mathew	7 Jan 1999	4	0.341	3:34.18 <span>SB</span>
		1100	Rupal Rupal	23 Dec 2004			
		1099	Rajitha Kunja	1 Jan 2003			
		1109	Subha Venkatesan	31 Aug 1999			
2	 VIE	1412	Nguyen Thi Ngoc	6 Jan 2002	6	0.282	3:34.77
		1413	Nguyen Thi Hang	16 Jan 1997			
		1417	Quach Thi Lan	18 Oct 1995			
		1410	Hoang Thi Minh Hanh	12 Sep 1999			
3	 SRI	1354	Nadeesha Ramanayaka	25 Dec 1994	5	0.332	3:36.67
		1357	Sayuri Lakshima Mendis Balapuwaduge	17 Aug 2002			
		1351	Jayeshi Uththara Mudugamuwa Hewage	16 Mar 2003			
		1356	Nishendra Harshani Fernando Maddappuli Arachchige	15 Mar 2000			
4	 KAZ	1201	Kristina Kondrashova	28 Oct 1999	8	0.333	3:40.71
		1198	Anna Shumilo	30 Apr 2004			
		1206	Viktoriya An	4 Sep 1992			
		1195	Alexandra Zalyubovskaya	27 Sep 2002			
5	 UZB	1394	Laylo Allaberganova	5 Feb 1996	7	0.289	3:40.91
		1399	Nurkhon Ochilova	19 Apr 2004			
		1393	Jonbibbi Hukmova	1 Sep 2005			
		1392	Irina Levina	6 Jul 2003			
6	 KOR	1231	Jeyeong Ha	10 Oct 2000	3	0.236	3:42.61
		1233	Juha Kim	16 Jan 2001			
		1225	Haein Lee	29 Jun 2001			
		1243	Seoyoon Kim	12 Mar 2003			
7	 HKG	1072	Pui Kwan Tang	30 Oct 1999	2	0.260	3:47.80
		1074	Season Choi	19 Jan 2006			
		1065	Hang Wai Poon	28 Apr 1998			
		1067	Jane Christa Ming Suet Karlsson	2 Jun 2007			

*Handwritten signature: K. Selvi*

### Record History

Page 1 / 1

Record	Result	Name	M.F.	Location	Date
WR	03:15.17	Soviet Union	URS	Olympic Stadium, Seoul (KOR)	1 Oct 1988
WL	03:23.24	Captain Athletics	USA	Percy Beard Track, Gainesville, FL (USA)	19 Apr 2025
AR	03:24.28	Hebei	CHN	Beijing (CHN)	13 Sep 1993
CR	3:30.93	India Team	IND	Moon hak Stadium Incheon (KOR)	4 Sep 2005

결승점 - 결과

Camera S/N: 70535

출발: 2025-05-29 22:50:22.64 풍속: -0.3 M/S S

Rank	Bib	Lane	Name	Nation	Mark	ReactTime	Laps
1		4		IND	3:34.179	0.341	
2		6		VIE	3:34.761	0.282	
3		5		SRI	3:36.664	0.332	
4		8		KAZ	3:40.701	0.333	
5		7		UZB	3:40.906	0.289	
6		3		KOR	3:42.602	0.236	
7		2		HKG	3:47.800	0.260	



## SUMMARY

No. 317

### Men's 4x400 Relay

Final

29 May 2025 / 23:00

Rank	Group	Lane	M.F.	Bib	Name	Birth	Result	Medal
1	1	1	 QAT	540	Abderrahman Almoubarrake S Al Saleck	5 Sep 1995	3:03.52	Gold
				547	Bassem Mohamed A A Hemeida	28 Mar 2000		
				549	Hatim Aitoulghazi	23 Feb 2006		
				544	Ammar Ismail Y Ibrahim	18 Sep 1996		
2	1	5	 IND	219	Jay Kumar	10 Jun 2006	3:03.67	Silver 
				216	Dharmveer Choudhary	5 Feb 2001		
				222	Manu Thekkinalil Saji	17 Oct 2001		
				238	Vishal Thennarasu Kayalvizhi	17 Dec 2003		
3	1	6	 CHN	138	Liang Baotang	18 Nov 2003	3:03.73	Bronze 
				156	Zhang Qining	23 Feb 2003		
				126	Allixier Wumaier	25 May 2006		
				131	Fu Haoran	21 Apr 2005		
4	1	8	 KOR	397	Uiyeon Kim	12 Apr 1994	3:07.20	
				391	Seungkyun Joo	3 Sep 2001		
				364	Hyunggeun Song	4 Oct 2004		
				382	Mingyu Shin	9 Mar 2000		
5	1	7	 SRI	612	Aruna Dharshana Singhapurage	19 Jan 1999	3:08.55	
				623	Sadew Wimansa Rajakaruna Senarath Mudiyansele	2 May 2007		
				616	Kalhara Idupa Silva Kuruwitage	25 Jun 2006		
				617	Kalinga Kumarage Hewa Kumarage	25 Sep 1992		
6	1	4	 KAZ	337	Andrey Sokolov	21 Jan 1995	3:11.82	
				341	Elnor Mukhitdinov	21 Apr 1993		
				347	Vyacheslav Zems	2 May 1998		
				345	Mikhail Litvin	5 Jan 1996		
7	1	3	 MAS	454	Anas Ariffin	1 Feb 2000	3:14.55	
				464	Luqmanul Hakim Khairul Akmal	25 Jan 1999		
				475	Umar Osman	11 Aug 2003		
				470	Muhammad Sayyid Amin Roslan	18 Jan 2007		
8	1	2	 THA	639	Jirateep Bunde	27 Apr 2003	3:18.70	
				640	Jirayu Pleenaram	9 Feb 1996		
				642	Khunaphat Kaijan	23 Sep 2007		
				638	Chutithat Pruksorranan	24 Aug 2007		

H. Selim

### Record History

Page 1 / 1

Record	Result	Name	M.F.	Location	Date
WR	02:54.29	United States	USA	Gottlieb-Daimler Stadion, Stuttgart (GER)	22 Aug 1993
WL	02:57.50	South Africa	RSA	Tianhe Sports Center, Guangzhou (CHN)	11 May 2025
AR	02:58.33	Japan	JPN	Stade de France, Paris (FRA)	10 Aug 2024
CR	03:01.56	Sri Lanka Team	SRI	Suphachalasai Stadium Bangkok (THA)	16 Jul 2023









## OFFICIAL RESULT

No. 317

### Men's 4x400 Relay

Final

29 May 2025 / 23:00

Rank	M.F.	Bib	Name	Birth	Lane	Reaction Time	Result
1	 QAT	540	Abderrahman Almoubarrake S Al Saleck	5 Sep 1995	1	0.235	3:03.52
		547	Bassem Mohamed A A Hemeida	28 Mar 2000			
		549	Hatim Aitoulghazi	23 Feb 2006			
		544	Ammar Ismail Y Ibrahim	18 Sep 1996			
2	 IND	219	Jay Kumar	10 Jun 2006	5	0.282	3:03.67 <span>PB</span>
		216	Dharmveer Choudhary	5 Feb 2001			
		222	Manu Thekkinalil Saji	17 Oct 2001			
		238	Vishal Thennarasu Kayalvizhi	17 Dec 2003			
3	 CHN	138	Liang Baotang	18 Nov 2003	6	0.204	3:03.73 <span>SB</span>
		156	Zhang Qining	23 Feb 2003			
		126	Ailixier Wumaier	25 May 2006			
		131	Fu Haoran	21 Apr 2005			
4	 KOR	397	Uiyeon Kim	12 Apr 1994	8	0.268	3:07.20
		391	Seungkyun Joo	3 Sep 2001			
		364	Hyunggeun Song	4 Oct 2004			
		382	Mingyu Shin	9 Mar 2000			
5	 SRI	612	Aruna Dharshana Singhapurage	19 Jan 1999	7	0.259	3:08.55
		623	Sadew Wimansa Rajakaruna Senarath Mudiyansele	2 May 2007			
		616	Kalhara Idupa Silva Kuruwitage	25 Jun 2006			
		617	Kalinga Kumarage Hewa Kumarage	25 Sep 1992			
6	 KAZ	337	Andrey Sokolov	21 Jan 1995	4	0.243	3:11.82
		341	Elnor Mukhitdinov	21 Apr 1993			
		347	Vyacheslav Zems	2 May 1998			
		345	Mikhail Litvin	5 Jan 1996			
7	 MAS	454	Anas Ariffin	1 Feb 2000	3	0.316	3:14.55
		464	Luqmanul Hakim Khairul Akmal	25 Jan 1999			
		475	Umar Osman	11 Aug 2003			
		470	Muhammad Sayyid Amin Roslan	18 Jan 2007			
8	 THA	639	Jirateep Bunde	27 Apr 2003	2	0.303	3:18.70
		640	Jirayu Pleenaram	9 Feb 1996			
		642	Khunaphat Kaijan	23 Sep 2007			
		638	Chutithat Pruksorranan	24 Aug 2007			

*H. Selin*

### Record History

Page 1 / 1

Record	Result	Name	M.F.	Location	Date
WR	02:54.29	United States	USA	Gottlieb-Daimler Stadion, Stuttgart (GER)	22 Aug 1993
WL	02:57.50	South Africa	RSA	Tianhe Sports Center, Guangzhou (CHN)	11 May 2025
AR	02:58.33	Japan	JPN	Stade de France, Paris (FRA)	10 Aug 2024
CR	03:01.56	Sri Lanka Team	SRI	Suphachalasai Stadium Bangkok (THA)	16 Jul 2023

## 결승점 - 결과

Camera SN: 70535

출발: 2025-05-29 23:02:59.71 풍속: -0.3 M/S SE

Rank	Bib	Lane	Name	Nation	Mark	ReactTime	Laps
1		1		QAT	3:03.519	0.235	
2		5		IND	3:03.665	0.282	
3		6		CHN	3:03.730	0.204	
4		8		KOR	3:07.199	0.268	
5		7		SRI	3:08.546	0.259	
6		4		KAZ	3:11.813	0.243	
7		3		MAS	3:14.549	0.316	
8		2		THA	3:18.700	0.303	







# ALL RESULTS

# DAY 4

**30 MAY 2025**

**26<sup>TH</sup> ASIAN ATHLETICS CHAMPIONSHIPS**

**GUMI, KOREA**

## SUMMARY

### Heptathlon

Long Jump

30 May 2025 / 10:00

Rank	Bib	Name	M.F.	Birth	100mH	highjump	shotput	200m	longjump	javelinthrow	800m	Point
1	1093	Nandini Agasara	IND	7 Aug 2003	1026 13.67 -1.4	842 1.69	763 13.54	979 24.02 -0.6	890 6.13 +1.2			4500
2	1029	Liu Jingyi	CHN	4 Aug 2000	946 14.23 -0.3	879 1.72	755 13.42	832 25.61 -0.6	798 5.83 +1.9			4210
3	1050	Cai Juan Chen	TPE	29 Jan 2001	929 14.35 -0.3	879 1.72	781 13.80	821 25.73 -0.6	783 5.78 +0.7			4193
4	1196	Alina Chistyakova	KAZ	30 Apr 2005	874 14.76 -1.4	879 1.72	569 10.61	856 25.34 -0.6	783 5.78 +1.6			3961
5	1228	Iseul Han	KOR	25 Mar 2003	886 14.67 -1.4	771 1.63	543 10.20	866 25.23 -0.6	850 6.00 +1.1			3916
6	1404	Ugıloy Norboeva	UZB	30 Jan 2004	909 14.50 -0.3	806 1.66	635 11.60	765 26.37 -0.6	726 5.59 +0.4			3841
7	1055	Pei Hsuan Lin	TPE	11 Oct 2007	895 14.60 -1.4	842 1.69	558 10.44	672 27.48 -0.6	603 5.16 +1.4			3570
	1129	Fatemeh Mohitizade	IRI	29 Jul 2003	950 14.20 -1.4	806 1.66	616 11.31	0 DNF -0.6	0 DNS			DNF
	1208	Yekaterina Avdeyenko	KAZ	20 Dec 2004	0 33.47 -0.3	0 DNS	0 DNS					DNF

7 4y

### Record History

Page 1 / 1

Record	Result	Name	M.F.	Location	Date
WR	7291	Jackie JOYNER-KERSEE	USA	Olympic Stadium, Seoul (KOR)	24 Sep 1988
WL	6396	Martha ARAUJO	COL	Pista de Atletismo Justo Román, Mar del Plata (ARG)	27 Apr 2025
AR	6942	Ghada SHOUAA	SYR	Götzis (AUT)	26 May 1996
AL	5813	Nandini AGASARA	IND	Maharaja's College Grounds, Kochi (IND)	22 Apr 2025
CR	6259	SHOUAA Ghada	SYR	Nanila (PHI)	3 Dec 1993








## OFFICIAL RESULT

No. 401

### Heptathlon

Long Jump

30 May 2025 / 10:00

Rank	Bib	Name	M.F.	Birth	Order	1	2	3	Result	Point
						Wind				
1	1093	Nandini Agasara	 IND	7 Aug 2003	8	6.04	5.98	6.13	<b>6.13</b>	890
						+1.3	+0.4	+1.2	+1.2	
2	1228	Iseul Han	 KOR	25 Mar 2003	1	6.00	5.99	5.79	<b>6.00</b>	850
						+1.1	+1.4	+1.2	+1.1	
3	1029	Liu Jingyi	 CHN	4 Aug 2000	7	5.81	5.65	5.83	<b>5.83</b>	798
						+0.8	+0.4	+1.9	+1.9	
4	1196	Alina Chistyakova	 KAZ	30 Apr 2005	5	5.73	5.78	5.66	<b>5.78</b>	783
						+0.4	+1.6	-0.1	+1.6	
5	1050	Cai Juan Chen	 TPE	29 Jan 2001	6	5.78	5.70	5.67	<b>5.78</b>	783
						+0.7	+0.2	+1.3	+0.7	
6	1404	Ugiloy Norboeva	 UZB	30 Jan 2004	3	5.59	X	5.20	<b>5.59</b>	726
						+0.4	+1.5	-0.2	+0.4	
7	1055	Pei Hsuan Lin	 TPE	11 Oct 2007	2	5.16	5.04	3.89	<b>5.16</b>	603
						+1.4	+1.5	+0.6	+1.4	
	1129	Fatemeh Mohitizade	 IRI	29 Jul 2003	4	DNS			<b>DNS</b>	0



### Record History

Page 1 / 1

Record	Result	Name	M.F.	Location	Date
WR	7.52	Galina CHISTYAKOVA	URS	Leningrad (URS)	11 Jun 1988
WL	7.07	Malaika MIHAMBO	GER	Europahalle, Karlsruhe (GER) (I)	7 Feb 2025
AR	7.01	Weili YAO	CHN	Jinan (CHN)	4 Jun 1993
AL	6.64	Shaili SINGH	IND	Maharaja's College Grounds, Kochi (IND)	24 Apr 2025
CR	6.97	HATA Sumire	JPN	Suphachalasai Stadium Bangkok (THA)	14 Jul 2023

# 26th Asian Athletics Championships 2025 Gumi

Gumi (Republic of Korea) | 27 - 31 May 2025

## Horizontal Jump Events Record Card

Heptathlon - Long Jump / No. 401

Date: 2025. 5 . 30 (Day 4 )

Start Time 10 : 00

Finish Time 10 : 26

Competition Area : Gumi Stadium, Gumi - Republic of Korea

Start	Bib	Athlete	M.F.	Wind			Best of 1-3	Pos / After 3	Wind			Best of All	RANK	Remarks
				FIRST trial	SECOND trial	THIRD trial			FOURTH trial	FIFTH trial	SIXTH trial			
1	1228	Iseul Han	KOR	<u>6.00</u>	5.99	5.99	6.00	1				6.00		
2	1055	Pei Hsuan Lin	TPE	<u>5.16</u>	5.04	3.89	5.16	1				5.16		
3	1404	Ugily Norboeva	UZB	<u>5.39</u>	X	5.20	5.59	1				5.59		
4	1129	Fatemeh Mohitizade	IRI	DN5				1				DN5		
5	1196	Alina Chistyakova	KAZ	5.93	<u>5.98</u>	5.66	5.98	1				5.98		
6	1050	Cai Juan Chen	TPE	<u>5.98</u>	5.90	5.67	5.98	1				5.98		
7	1029	Liu Jingyi	CHN	5.81	5.65	<u>5.83</u>	5.83	1				5.83		
8	1093	Nandini Agasara	IND	6.04	5.98	<u>6.13</u>	6.13	1				6.13		

Recorder : Mr. Mohd

Chief Judge : Mr. M. S.

Referee : 9.67



# 26th Asian Athletics Championships 2025 Gumi Gumi (Republic of Korea) | 27 - 31 May 2025 Horizontal Jump Events Record Card

Heptathlon - Long Jump / No. 401

Date : 2025. 5. 30. (Day 4)

Start Time 10 : 00

Finish Time 10 : 26

Competition Area : Gumi Stadium, Gumi - Republic of Korea

Start	Bib	Athlete	M.F.	Wind			Best of 1-3	Pos / After 3	Wind			Best of All	RANK	Remarks
				FIRST trial	SECOND trial	THIRD trial			FOURTH trial	FIFTH trial	SIXTH trial			
1	1228	Iseul Han	KOR	+1.1	+1.4	+1.2		1						
2	1055	Pei Hsuan Lin	TPE	+1.4	+1.5	+0.6		1						
3	1404	Ugloiy Norboeva	UZB	+0.4	+1.5	-0.2		1						
4	1129	Fatemeh Mohitizade	IRI					1						DNS
5	1196	Alina Chistyakova	KAZ	+0.4	+1.6	-0.1		1						
6	1050	Cai Juan Chen	TPE	+0.7	+0.2	+1.3		1						
7	1029	Liu Jingyi	CHN	+0.8	+0.4	+1.9		1						
8	1093	Nandini Agasara	IND	+1.3	+0.4	+1.2		1						

Recorder : 신호경

Chief Judge : 박종우

Referee : 7 hy



## SUMMARY

No. 402,404

### Men's Javelin Throw

Qualification

30 May 2025 / 10:15

Rank	Group	Order	Bib	Name	M.F.	Birth	Result	
1	A	1	514	Arshad Nadeem	PAK	2 Jan 1997	86.34	Q
2	A	2	622	Rumesh Tharanga Pathirage	SRI	21 Mar 2003	83.71	Q
3	B	3	326	Yuta Sakiyama	JPN	5 Apr 1996	81.36	Q
4	B	1	624	Sumedha Jagath Ranasinghe Ranasinghe Mudiyansele	SRI	10 Feb 1991	81.33	Q
5	B	2	228	Sachin Yadav	IND	25 Oct 1999	79.62	Q
6	A	11	312	Ryohei Arai	JPN	23 Jun 1991	77.85	Q
7	A	3	239	Yash Vir Singh	IND	22 Oct 2001	76.67	Q
8	A	6	395	Taepoong Nam	KOR	11 Sep 1997	76.26	Q
9	B	4	515	Muhammad Yasir	PAK	1 May 1998	76.07	Q
10	B	5	133	Hu Haoran	CHN	28 Sep 1998	75.56	q
11	B	6	261	Ali Fathi Ganji	IRI	21 Apr 2001	73.41	q
12	A	9	405	Abdulrahman Alazemi	KUW	3 Nov 2001	72.84	q
13	A	5	338	Artur Gafner	KAZ	13 Jul 1998	72.66	
14	A	7	685	Sarvar Ismoilov	UZB	21 Apr 1999	71.56	
15	A	4	162	Chao Tsun Cheng	TPE	17 Oct 1993	70.80	

Handwritten signature/initials

### Record History

Page 1 / 2

Record	Result	Name	M.F.	Location	Date
WR	98.48	Jan ZELENÝ	CZE	Jena (GER)	25 May 1996
WL	91.06	Julian WEBER	GER	Suhaim bin Hamad Stadium, Doha (QAT)	16 May 2025
AR	92.97	Arshad NADEEM	PAK	Stade de France, Paris (FRA)	8 Aug 2024
AL	85.41	Rumesh Tharanga PATHIRAGE	SRI	WA Athletics Stadium, Perth (SRI)	1 May 2025
CR	86.72	CHENG Chao Tsun	CHN	Khalifa International Stadium Doha (QAT)	22 Apr 2019

## SUMMARY

No. 402,404

### Men's Javelin Throw

Qualification

30 May 2025 / 10:15

Rank	Group	Order	Bib	Name	M.F.	Birth	Result
16	B	10	675	Asadbek Murotov	UZB	9 Nov 2004	69.65
17	B	8	354	Dani Kim	KOR	28 Jun 1999	69.30
18	A	8	380	Junsuk Jung	KOR	7 Mar 2005	66.91
19	B	11	403	Abdulaziz Alhemdan	KUW	14 Jul 2001	64.09 <span>PB</span>
20	B	7	566	Ali Essa I. Al Abdulghani	KSA	6 May 1995	62.50
21	A	10	450	Weng Chon Ma	MAC	1 May 1996	59.93
	B	9	245	Abd Hafiz	INA	1 Sep 1995	NM

Handwritten signature/initials

### Record History

Page 2 / 2

Record	Result	Name	M.F.	Location	Date
WR	98.48	Jan ŽELEZNÝ	CZE	Jena (GER)	25 May 1996
WL	91.06	Julian WEBER	GER	Suhaim bin Hamad Stadium, Doha (QAT)	16 May 2025
AR	92.97	Arshad NADEEM	PAK	Stade de France, Paris (FRA)	8 Aug 2024
AL	85.41	Rumesh Tharanga PATHIRAGE	SRI	WA Athletics Stadium, Perth (SRI)	1 May 2025
CR	86.72	CHENG Chao Tsun	CHN	Khalifa International Stadium Doha (QAT)	22 Apr 2019

## OFFICIAL RESULT

No. 402

### Men's Javelin Throw

Qualification A

30 May 2025 / 10:15

Rank	Bib	Name	M.F.	Birth	Order	1	2	3	Result	
1	514	Arshad Nadeem	PAK	2 Jan 1997	1	86.34			<b>86.34</b>	Q
2	622	Rumesh Tharanga Pathirage	SRI	21 Mar 2003	2	83.71			<b>83.71</b>	Q
3	312	Ryohei Arai	JPN	23 Jun 1991	11	77.85			<b>77.85</b>	Q
4	239	Yash Vir Singh	IND	22 Oct 2001	3	76.67			<b>76.67</b>	Q
5	395	Taepoong Nam	KOR	11 Sep 1997	6	70.80	76.26		<b>76.26</b>	Q
6	405	Abdulahman Alazemi	KUW	3 Nov 2001	9	72.84	X	70.12	<b>72.84</b>	q
7	338	Artur Gafner	KAZ	13 Jul 1998	5	70.70	72.66	X	<b>72.66</b>	
8	685	Sarvar Ismoilov	UZB	21 Apr 1999	7	X	71.13	71.56	<b>71.56</b>	
9	162	Chao Tsun Cheng	TPE	17 Oct 1993	4	67.64	70.10	70.80	<b>70.80</b>	
10	380	Junsuk Jung	KOR	7 Mar 2005	8	66.91	X	65.04	<b>66.91</b>	
11	450	Weng Chon Ma	MAC	1 May 1996	10	54.94	59.78	59.93	<b>59.93</b>	



### Record History

Page 1 / 2

Record	Result	Name	M.F.	Location	Date
WR	98.48	Jan ZELENÝ	CZE	Jena (GER)	25 May 1996
WL	91.06	Julian WEBER	GER	Suhaim bin Hamad Stadium, Doha (QAT)	16 May 2025
AR	92.97	Arshad NADEEM	PAK	Stade de France, Paris (FRA)	8 Aug 2024
AL	85.41	Rumesh Tharanga PATHIRAGE	SRI	WA Athletics Stadium, Perth (SRI)	1 May 2025
CR	86.72	CHENG Chao Tsun	CHN	Khalifa International Stadium Doha (QAT)	22 Apr 2019



# 26th Asian Athletics Championships 2025 Gumi

Gumi (Republic of Korea) | 27 - 31 May 2025

## Throwing Events Record Card



Men's Javelin Throw - Qualification A / No. 402

Date: 2025. 5. 30. (Day 2)

Start Time 10:15

Finish Time 18:40

Competition Area : Gumi Stadium, Gumi - Republic of Korea

Start	Bib	Athlete	M.F.	FIRST trial	SECOND trial	THIRD trial	Best of 1-3	Pos / After 3	FOURTH trial	FIFTH trial	SIXTH trial	Best of All	RANK	Remarks
1	514	Arshad Nadeem	PAK	86.34			86.34	1						
2	622	Rumesh Tharanga Pathirage	SRI	83.71			83.71	1						
3	239	Yash Vir Singh	IND	76.67			76.67	1						
4	162	Chao Tsun Cheng	TPE	67.64	70.10	70.80	70.80	1						
5	338	Artur Gafner	KAZ	70.70	72.66	X	72.66	1						
6	395	Taepoong Nam	KOR	70.80	76.26		76.26	1						
7	685	Sarvar Ismoilov	UZB	X	71.13	71.56	71.56	1						
8	380	Junsuk Jung	KOR	66.91	X	65.64	66.91	1						
9	405	Abdulrahman Alazemi	KUW	72.84	X	70.12	72.84	1						
10	450	Weng Chon Ma	MAC	54.94	59.78	59.93	59.93	1						

ALAL

Recorder :

Chief Judge :

11 70/80

CHON MAH HAN  
Referee : 0

# 26th Asian Athletics Championships 2025 Gumi

Gumi (Republic of Korea) | 27 - 31 May 2025

## Throwing Events Record Card



Men's Javelin Throw - Qualification A / No. 402

Date : 2025. 5 30 (Day 7th)

Start Time 10 : 15

Finish Time 10 : 40

Competition Area : Gumi Stadium, Gumi - Republic of Korea

Start	Bib	Athlete	M.F.	FIRST trial	SECOND trial	THIRD trial	Best of 1-3	Pos / After 3	FOURTH trial	FIFTH trial	SIXTH trial	Best of All	RANK	Remarks
11	312	Ryohei Arai	JPN	<u>77.85</u>			<u>77.85</u>	<u>1</u>						

Recorder : 24.11.11

Chief Judge : 11.11.11

Referee : 0 | 11.11.11

*Handwritten signature*



## SUMMARY

No. 403

### Men's 200m

Round 1

30 May 2025 / 10:30

3Q+4q

Rank	Group	Lane	Bib	Name	M.F.	Birth	Result		Wind
1	4	5	562	Abdulaziz Abdu I Atafi	KSA	2 Dec 2001	20.61	Q SB	+1.0
2	4	3	390	Seunghwan Ko	KOR	14 Nov 1997	20.69	Q SB	+1.0
3	4	6	143	Shi Junhao	CHN	27 Oct 2005	20.76	Q	+1.0
4	1	6	314	Shota Iizuka	JPN	25 Jun 1991	20.89	Q	-0.3
5	2	5	322	Towa Uzawa	JPN	25 Nov 2002	20.94 (.931)	Q	-1.0
6	4	2	666	Suleiman Abdulrahman	UAE	11 Aug 2007	20.94 (.933)	q PB	+1.0
7	1	5	213	Animesh Kujur	IND	2 Jun 2003	20.98	Q	-0.3
8	2	6	128	Chen Jinfeng	CHN	8 Aug 2004	21.12	Q	-1.0
9	4	7	516	Shajar Abbas	PAK	19 May 2000	21.15	q	+1.0
10	2	7	193	King Wai Yip	HKG	3 Mar 2005	21.25	Q	-1.0
11	2	3	346	Vitaliy Zems	KAZ	29 Mar 1996	21.38	q	-1.0
12	1	4	630	Ildar Akhmadiev	TJK	1 Mar 2000	21.51	Q	-0.3
13	1	3	195	Magnus Prostur Johannsson	HKG	16 Dec 2006	21.57	q	-0.3
14	4	1	332	Zaid Ashraf Omar Al-awamleh	JOR	17 Aug 2002	21.64		+1.0
15	3	5	505	Ali Al Balushi	OMA	24 Apr 2002	21.71 (.703)	Q	+0.6

*Handwritten signature and number 19*

### Record History

Page 1 / 2

Record	Result	Name	M.F.	Location	Date
WR	19.19	Usain BOLT	JAM	Olympiastadion, Berlin (GER)	20 Aug 2009
WL	19.84	Kenneth BEDNAREK	USA	Ansin Sports Complex, Miramar, FL (USA)	4 May 2025
AR	19.88	Zhenye XIE	CHN	Olympic Stadium, London (GBR)	21 Jul 2019
AL	20.05	Towa UZAWA	JPN	Prefectural Shizuoka Stadium, Fukuroi (JPN)	3 May 2025
CR	20.23	UZAWA Towa	JPN	Suphachalasai Stadium Bangkok (THA)	16 Jul 2023

## SUMMARY

No. 403

### Men's 200m

Round 1

30 May 2025 / 10:30

3Q+4q

Rank	Group	Lane	Bib	Name	M.F.	Birth	Result	Wind
16	2	4	473	Russel Alexander Nasir Taib	MAS	5 Apr 1998	21.71 (.710)	-1.0
17	3	6	617	Kalinga Kumarage Hewa Kumarage	SRI	25 Sep 1992	21.73 Q	+0.6
18	3	7	433	Noureddine Hadid Hadid	LBN	28 Jan 1993	21.74 Q	+0.6
19	1	7	470	Muhammad Sayyid Amin Roslan	MAS	18 Jan 2007	21.83	-0.3
20	3	4	336	Almat Tulebayev	KAZ	21 Nov 2000	22.01 (.001)	+0.6
21	3	8	449	Lok Io Leong	MAC	24 Jan 2008	22.01 (.004)	+0.6
22	2	8	629	Favoris Muzrapov	TJK	15 Nov 1998	22.11	-1.0
23	4	8	447	Ka In Vong	MAC	1 Jul 2000	22.44	+1.0
24	2	2	501	Shiva Raj Parki	NEP	19 Oct 1991	22.68	-1.0
25	1	2	487	Zulkhoo Otgontugs	MGL	10 Dec 2001	22.70	-0.3
26	4	4	521	Omar Chaaban	PLE	18 Aug 2006	22.92	+1.0
27	3	3	486	Turtogtokh Erdenebat	MGL	10 Sep 1993	23.74	+0.6
	1	8	498	Aayush Kunwar	NEP	24 Jan 1995	DNF	-0.3

*Handwritten signature/initials*

### Record History

Page 2 / 2

Record	Result	Name	M.F.	Location	Date
WR	19.19	Usain BOLT	JAM	Olympiastadion, Berlin (GER)	20 Aug 2009
WL	19.84	Kenneth BEDNAREK	USA	Ansinn Sports Complex, Miramar, FL (USA)	4 May 2025
AR	19.88	Zhenye XIE	CHN	Olympic Stadium, London (GBR)	21 Jul 2019
AL	20.05	Towa UZAWA	JPN	Prefectural Shizuoka Stadium, Fukuroi (JPN)	3 May 2025
CR	20.23	UZAWA Towa	JPN	Suphachalasai Stadium Bangkok (THA)	16 Jul 2023

## OFFICIAL RESULT

No. 403

### Men's 200m

Round 1 Heats 1 / 4

30 May 2025 / 10:30

3Q+4q

Wind : -0.3m/s

Rank	Bib	Name	M.F.	Birth	Lane	Result	Reaction Time	
1	314	Shota Iizuka	JPN	25 Jun 1991	6	<b>20.89</b>	0.200	<b>Q</b>
2	213	Animesh Kujur	IND	2 Jun 2003	5	<b>20.98</b>	0.210	<b>Q</b>
3	630	Ildar Akhmadiev	TJK	1 Mar 2000	4	<b>21.51</b>	0.149	<b>Q</b>
4	195	Magnus Prostur Johannsson	HKG	16 Dec 2006	3	<b>21.57</b>	0.197	<b>q</b>
5	470	Muhammad Sayyid Amin Rostan	MAS	18 Jan 2007	7	<b>21.83</b>	0.183	
6	487	Zulkhua Otgontugs	MGL	10 Dec 2001	2	<b>22.70</b>	0.159	
	498	Aayush Kunwar	NEP	24 Jan 1995	8	<b>DNF</b>	0.214	



### Record History

Page 1 / 4

Record	Result	Name	M.F.	Location	Date
WR	<b>19.19</b>	Usain BOLT	JAM	Olympiastadion, Berlin (GER)	20 Aug 2009
WL	<b>19.84</b>	Kenneth BEDNAREK	USA	Ansin Sports Complex, Miramar, FL (USA)	4 May 2025
AR	<b>19.88</b>	Zhenye XIE	CHN	Olympic Stadium, London (GBR)	21 Jul 2019
AL	<b>20.05</b>	Towa UZAWA	JPN	Prefectural Shizuoka Stadium, Fukuroi (JPN)	3 May 2025
CR	<b>20.23</b>	UZAWA Towa	JPN	Suphachalasai Stadium Bangkok (THA)	16 Jul 2023

결승점 - 결과

Camera S/N: 70526

출발: 2025-05-30 10:30:41.27 풍속: -0.3 M/S E

Rank	Bib	Lane	Name	Nation	Mark	승인	ReactTime	Laps
1	314	6	Shota Iizuka	JPN	20.890		0.200	
2	213	5	Animesh Kujur	IND	20.978		0.210	
3	630	4	Ildar Akhmediev	TJK	21.509		0.149	
4	195	3	Magnus Prostur Johannsson	HKG	21.568		0.197	
5	470	7	Muhammad Sayyid Amin Ros	MAS	21.821		0.183	
6	487	2	Zulkhua Ogtontugs	MGL	22.695		0.159	
DNF	498	8	Aayush Kunwar	NEP			0.214	



## OFFICIAL RESULT

No. 403

### Men's 200m

Round 1 Heats 2 / 4

30 May 2025 / 10:30

3Q+4q

Wind : -1.0m/s

Rank	Bib	Name	M.F.	Birth	Lane	Result	Reaction Time	
1	322	Towa Uzawa	JPN	25 Nov 2002	5	<b>20.94</b>	0.212	Q
2	128	Chen Jinfeng	CHN	8 Aug 2004	6	<b>21.12</b>	0.199	Q
3	193	King Wai Yip	HKG	3 Mar 2005	7	<b>21.25</b>	0.245	Q
4	346	Vitaliy Zems	KAZ	29 Mar 1996	3	<b>21.38</b>	0.180	q
5	473	Russel Alexander Nasir Taib	MAS	5 Apr 1998	4	<b>21.71</b>	0.206	
6	629	Favoris Muzrapov	TJK	15 Nov 1998	8	<b>22.11</b>	0.172	
7	501	Shiva Raj Parki	NEP	19 Oct 1991	2	<b>22.68</b>	0.127	



### Record History

Page 2 / 4

Record	Result	Name	M.F.	Location	Date
WR	19.19	Usain BOLT	JAM	Olympiastadion, Berlin (GER)	20 Aug 2009
WL	19.84	Kenneth BEDNAREK	USA	Ansin Sports Complex, Miramar, FL (USA)	4 May 2025
AR	19.88	Zhenye XIE	CHN	Olympic Stadium, London (GBR)	21 Jul 2019
AL	20.05	Towa UZAWA	JPN	Prefectural Shizuoka Stadium, Fukuroi (JPN)	3 May 2025
CR	20.23	UZAWA Towa	JPN	Suphachalasai Stadium Bangkok (THA)	16 Jul 2023



## 결승첨 - 결과

Camera SN: 7052

출발: 2025-05-30 10:37:39.20 풍속: -1.0 M/S SE

Rank	Bib	Lane	Name	Nation	Mark	승인	ReacTime	Laps
1	322	5	Towa Uzawa	JPN	20.931		0.212	
2	128	6	Chen Jinfeng	CHN	21.111		0.199	
3	193	7	King Wai Yip	HKG	21.243		0.245	
4	346	3	Vitaliy Zems	KAZ	21.378		0.180	
5	473	4	Russel Alexander Nasir Taib	MAS	21.710		0.206	
6	629	8	Favoris Muzrapov	TJK	22.110		0.172	
7	501	2	Shiva Raj Parki	NEP	22.680		0.127	



## OFFICIAL RESULT

No. 403

### Men's 200m

Round 1 Heats 3 / 4

30 May 2025 / 10:30

3Q+4q

Wind : +0.6m/s

Rank	Bib	Name	M.F.	Birth	Lane	Result	Reaction Time	
1	505	Ali Al Balushi	OMA	24 Apr 2002	5	<b>21.71</b>	0.233	Q
2	617	Kalinga Kumarage Hewa Kumarage	SRI	25 Sep 1992	6	<b>21.73</b>	0.192	Q
3	433	Noureddine Hadid Hadid	LBN	28 Jan 1993	7	<b>21.74</b>	0.234	Q
4	336	Almat Tulebayev	KAZ	21 Nov 2000	4	<b>22.01</b> (.001)	0.189	
5	449	Lok Io Leong	MAC	24 Jan 2008	8	<b>22.01</b> (.004)	0.197	
6	486	Turtogtokh Erdenebat	MGL	10 Sep 1993	3	<b>23.74</b>	0.207	

HL  
/10

### Record History

Page 3 / 4

Record	Result	Name	M.F.	Location	Date
WR	19.19	Usain BOLT	JAM	Olympiastadion, Berlin (GER)	20 Aug 2009
WL	19.84	Kenneth BEDNAREK	USA	Ansin Sports Complex, Miramar, FL (USA)	4 May 2025
AR	19.88	Zhenye XIE	CHN	Olympic Stadium, London (GBR)	21 Jul 2019
AL	20.05	Towa UZAWA	JPN	Prefectural Shizuoka Stadium, Fukuroi (JPN)	3 May 2025
CR	20.23	UZAWA Towa	JPN	Suphachalasai Stadium Bangkok (THA)	16 Jul 2023

## 결승점 - 결과

Camera 5/N: 70526

출발: 2025-05-30 10:43:39.69 풍속: +0.6 M/S NE

Rank	Bib	Lane	Name	Nation	Mark	승인	ReactTime	Laps
1	505	5	Ali Al Balushi	OMA	21.703		0.233	
2	617	6	Kalinga Kumarage Hewa Kum	SRI	21.722		0.192	
3	433	7	Noureddine Hadid Hadid	LBN	21.733		0.234	
4	336	4	Almat Tulebayev	KAZ	22.001		0.189	
5	449	8	Lok Io Leong	MAC	22.004		0.197	
6	486	3	Turtogtokh Erdenebat	MGL	23.737		0.207	



## OFFICIAL RESULT

No. 403

### Men's 200m

Round 1 Heats 4 / 4

30 May 2025 / 10:30

3Q+4q

Wind : +1.0m/s

Rank	Bib	Name	M.F.	Birth	Lane	Result	Reaction Time	
1	562	Abdulaziz Abdu I Atafi	KSA	2 Dec 2001	5	20.61	0.156	Q SB
2	390	Seunghwan Ko	KOR	14 Nov 1997	3	20.69	0.189	Q SB
3	143	Shi Junhao	CHN	27 Oct 2005	6	20.76	0.179	Q
4	666	Suleiman Abdulrahman	UAE	11 Aug 2007	2	20.94	0.144	q PB
5	516	Shajar Abbas	PAK	19 May 2000	7	21.15	0.244	q
6	332	Zaid Ashraf Omar Al-awamleh	JOR	17 Aug 2002	1	21.64	0.126	
7	447	Ka In Vong	MAC	1 Jul 2000	8	22.44	0.237	
8	521	Omar Chaaban	PLE	18 Aug 2006	4	22.92	0.179	

AL  
TO

### Record History

Page 4 / 4

Record	Result	Name	M.F.	Location	Date
WR	19.19	Usain BOLT	JAM	Olympiastadion, Berlin (GER)	20 Aug 2009
WL	19.84	Kenneth BEDNAREK	USA	Ansin Sports Complex, Miramar, FL (USA)	4 May 2025
AR	19.88	Zhenye XIE	CHN	Olympic Stadium, London (GBR)	21 Jul 2019
AL	20.05	Towa UZAWA	JPN	Prefectural Shizuoka Stadium, Fukuroi (JPN)	3 May 2025
CR	20.23	UZAWA Towa	JPN	Suphachalasai Stadium Bangkok (THA)	16 Jul 2023

결승점 - 결과

Camera S/N: 7052

출발: 2025-05-30 10:50:29.91 풍속: +1.0 M/S N

Rank	Bib	Lane	Name	Nation	Mark	승인	ReacTime	Laps
1	562	5	Abdulaziz Abdu I Atafi	KSA	20.601		0.156	
2	390	3	Seunghwan Ko	KOR	20.683		0.189	
3	143	6	Shi Junhao	CHN	20.755		0.179	
4	666	2	Suleiman Abdulrahman	UAE	20.933		0.144	
5	516	7	Shajar Abbas	PAK	21.147		0.244	
6	332	1	Zaid Ashraf Omar Al-awamle	JOR	21.635		0.126	
7	447	8	Ka In Vong	MAC	22.435		0.237	
8	521	4	Omar Chaaban	PLE	22.915		0.179	



## SUMMARY

No. 402,404

### Men's Javelin Throw

Qualification

30 May 2025 / 10:15

Rank	Group	Order	Bib	Name	M.F.	Birth	Result	
1	A	1	514	Arshad Nadeem	PAK	2 Jan 1997	86.34	Q
2	A	2	622	Rumesh Tharanga Pathirage	SRI	21 Mar 2003	83.71	Q
3	B	3	326	Yuta Sakiyama	JPN	5 Apr 1996	81.36	Q
4	B	1	624	Sumedha Jagath Ranasinghe Ranasinghe Mudiyansele	SRI	10 Feb 1991	81.33	Q
5	B	2	228	Sachin Yadav	IND	25 Oct 1999	79.62	Q
6	A	11	312	Ryohei Arai	JPN	23 Jun 1991	77.85	Q
7	A	3	239	Yash Vir Singh	IND	22 Oct 2001	76.67	Q
8	A	6	395	Taepoong Nam	KOR	11 Sep 1997	76.26	Q
9	B	4	515	Muhammad Yasir	PAK	1 May 1998	76.07	Q
10	B	5	133	Hu Haoran	CHN	28 Sep 1998	75.56	q
11	B	6	261	Ali Fathi Ganji	IRI	21 Apr 2001	73.41	q
12	A	9	405	Abdulrahman Alazemi	KUW	3 Nov 2001	72.84	q
13	A	5	338	Artur Gafner	KAZ	13 Jul 1998	72.66	
14	A	7	685	Sarvar Ismoilov	UZB	21 Apr 1999	71.56	
15	A	4	162	Chao Tsun Cheng	TPE	17 Oct 1993	70.80	

Handwritten signature/initials

### Record History

Page 1 / 2

Record	Result	Name	M.F.	Location	Date
WR	98.48	Jan ZELENÝ	CZE	Jena (GER)	25 May 1996
WL	91.06	Julian WEBER	GER	Suhaim bin Hamad Stadium, Doha (QAT)	16 May 2025
AR	92.97	Arshad NADEEM	PAK	Stade de France, Paris (FRA)	8 Aug 2024
AL	85.41	Rumesh Tharanga PATHIRAGE	SRI	WA Athletics Stadium, Perth (SRI)	1 May 2025
CR	86.72	CHENG Chao Tsun	CHN	Khalifa International Stadium Doha (QAT)	22 Apr 2019

## SUMMARY

No. 402,404

### Men's Javelin Throw

Qualification

30 May 2025 / 10:15

Rank	Group	Order	Bib	Name	M.F.	Birth	Result
16	B	10	675	Asadbek Murotov	UZB	9 Nov 2004	69.65
17	B	8	354	Dani Kim	KOR	28 Jun 1999	69.30
18	A	8	380	Junsuk Jung	KOR	7 Mar 2005	66.91
19	B	11	403	Abdulaziz Alhemdan	KUW	14 Jul 2001	64.09 <span>PB</span>
20	B	7	566	Ali Essa I. Al Abdulghani	KSA	6 May 1995	62.50
21	A	10	450	Weng Chon Ma	MAC	1 May 1996	59.93
	B	9	245	Abd Hafiz	INA	1 Sep 1995	NM

Handwritten signature/initials

### Record History

Page 2 / 2

Record	Result	Name	M.F.	Location	Date
WR	98.48	Jan ŽELEZNÝ	CZE	Jena (GER)	25 May 1996
WL	91.06	Julian WEBER	GER	Suhaim bin Hamad Stadium, Doha (QAT)	16 May 2025
AR	92.97	Arshad NADEEM	PAK	Stade de France, Paris (FRA)	8 Aug 2024
AL	85.41	Rumesh Tharanga PATHIRAGE	SRI	WA Athletics Stadium, Perth (SRI)	1 May 2025
CR	86.72	CHENG Chao Tsun	CHN	Khalifa International Stadium Doha (QAT)	22 Apr 2019

## OFFICIAL RESULT

No. 404

### Men's Javelin Throw

Qualification B

30 May 2025 / 11:30

Rank	Bib	Name	M.F.	Birth	Order	1	2	3	Result	
1	326	Yuta Sakiyama	JPN	5 Apr 1996	3	72.85	81.36	-	<b>81.36</b>	Q <span>SB</span>
2	624	Sumedha Jagath Ranasinghe Ranasinghe Mudiyansele	SRI	10 Feb 1991	1	X	81.33	-	<b>81.33</b>	Q
3	228	Sachin Yadav	IND	25 Oct 1999	2	79.62	-	-	<b>79.62</b>	Q
4	515	Muhammad Yasir	PAK	1 May 1998	4	76.07	-	-	<b>76.07</b>	Q
5	133	Hu Haoran	CHN	28 Sep 1998	5	75.13	75.56	74.54	<b>75.56</b>	q
6	261	Ali Fathi Ganji	IRI	21 Apr 2001	6	71.38	69.71	73.41	<b>73.41</b>	q
7	675	Asadbek Murotov	UZB	9 Nov 2004	10	66.24	66.54	69.65	<b>69.65</b>	
8	354	Dani Kim	KOR	28 Jun 1999	8	69.30	66.59	68.03	<b>69.30</b>	
9	403	Abdulaziz Alhemdan	KUW	14 Jul 2001	11	X	59.69	64.09	<b>64.09</b>	<span>PB</span>
10	566	Ali Essa I. Al Abdulghani	KSA	6 May 1995	7	62.50	X	X	<b>62.50</b>	
	245	Abd Hafiz	INA	1 Sep 1995	9	X	X	X	<b>NM</b>	

Handwritten signature/initials.

### Record History

Page 2 / 2

Record	Result	Name	M.F.	Location	Date
WR	98.48	Jan ZELENÝ	CZE	Jena (GER)	25 May 1996
WL	91.06	Julian WEBER	GER	Suhaim bin Hamad Stadium, Doha (QAT)	16 May 2025
AR	92.97	Arshad NADEEM	PAK	Stade de France, Paris (FRA)	8 Aug 2024
AL	85.41	Rumesh Tharanga PATHIRAGE	SRI	WA Athletics Stadium, Perth (SRI)	1 May 2025
CR	86.72	CHENG Chao Tsun	CHN	Khalifa International Stadium Doha (QAT)	22 Apr 2019



# 26th Asian Athletics Championships 2025 Gumi

Gumi (Republic of Korea) | 27 - 31 May 2025

## Throwing Events Record Card

Men's Javelin Throw - Qualification B / No. 404

Date : 2025. 5. 30. (Day 4)


Start Time 11:30

Finish Time 11:52


Competition Area : Gumi Stadium, Gumi - Republic of Korea

Start	Bib	Athlete	M.F.	FIRST trial	SECOND trial	THIRD trial	Best of 1-3	Pos / After 3	FOURTH trial	FIFTH trial	SIXTH trial	Best of All	RANK	Remarks
1	624	Sumedha Jagath Ranasinghe Mudiyansele	SRI	X	81.33	-	81.33	1				81.33		
2	228	Sachin Yadav	IND	79.62	-	-	79.62	1				79.62		
3	326	Yuta Sakiyama	JPN	72.85	81.36	-	81.36	1				81.36		
4	515	Muhammad Yasir	PAK	76.07	-	-	76.07	1				76.07		
5	133	Hu Haoran	CHN	75.13	75.56	74.54	75.56	1				75.56		
6	261	Ali Fathi Ganji	IRI	71.38	69.71	73.41	73.41	1				73.41		
7	566	Ali Essa I. Al Abdulghani	KSA	62.50	X	X	62.50	1				62.50		
8	354	Dani Kim	KOR	69.30	66.59	68.03	69.30	1				69.30		
9	245	Abd Hafiz	INA	X	X	X	NM	1				NM		
10	675	Asadbek Murotov	UZB	66.24	66.54	69.65	69.65	1				69.65		
11	403	Abdulaziz Alhenden	KUW	X	59.69	64.09	64.09					64.09		

Recorder : 

Chief Judge : 

Referee :   
CHAN MAN HAN



## OFFICIAL RESULT

No. 405

### Women's 200m

Round 1 Heats 1 / 3

30 May 2025 / 11:15

2Q+2q

Wind : +0.4m/s

Rank	Bib	Name	M.F.	Birth	Lane	Result	Reaction Time	
1	1012	Chen Yujie	 CHN	29 Dec 2008	5	<b>23.60</b>	0.241	Q
2	1330	Kristina Marie Knott	 PHI	25 Sep 1995	7	<b>23.70</b>	0.161	Q
3	1094	Nithya Gandhe	 IND	10 Nov 1999	6	<b>23.77</b>	0.206	q
4	1384	Aminat Kamarudeen	 UAE	29 Aug 2007	3	<b>23.89</b>	0.188	q PB
5	1394	Laylo Allaberganova	 UZB	5 Feb 1996	4	<b>24.67</b>	0.217	
6	1302	Ziva Moosa Shafeeu	 MDV	10 Jun 2007	8	<b>25.37</b>	0.250	
7	1336	Hibah Mohammed M Mohammed	 KSA	11 Feb 2001	2	<b>25.60</b>	0.254	PB

*Handwritten signature/initials*

### Record History

Page 1 / 3

Record	Result	Name	M.F.	Location	Date
WR	<b>21.34</b>	Florence GRIFFITH-JOYNER	USA	Olympic Stadium, Seoul (KOR)	29 Sep 1988
WL	<b>21.88</b>	Julien ALFRED	LCA	Percy Beard Track, Gainesville, FL (USA)	18 Apr 2025
AR	<b>22.01</b>	Xuemei LI	CHN	Shanghai (CHN)	22 Oct 1997
AL	<b>22.81</b>	Veronica Shanti PEREIRA	SGP	Prefectural Shizuoka Stadium, Fukuroi (JPN)	3 May 2025
CR	<b>22.70</b>	PEREIRA Veronica Shanti	SGP	Suphachalasai Stadium Bangkok (THA)	16 Jul 2023



## OFFICIAL RESULT

No. 405

### Women's 200m

Round 1 Heats 2 / 3

30 May 2025 / 11:15

2Q+2q

Wind : -0.2m/s

Rank	Bib	Name	M.F.	Birth	Lane	Result	Reaction Time	
1	1172	Remi Tsuruta	JPN	18 Apr 1997	7	<b>23.37</b>	0.235	Q <b>SB</b>
2	1091	Jyoti Yarraji	IND	28 Aug 1999	6	<b>23.74</b>	0.260	Q
3	1418	Tran Thi Nhi Yen	VIE	9 Jul 2005	3	<b>24.02</b>	0.287	
4	1393	Jonbibi Hukmova	UZB	1 Sep 2005	4	<b>24.14</b>	0.217	
5	1205	Olga Safronova	KAZ	5 Nov 1991	5	<b>24.37</b>	0.192	
6	1244	Soeun Kim	KOR	3 May 2003	8	<b>24.48</b>	0.160	<b>SB</b>
7	1264	Mudhawi Alshammari	KUW	25 Apr 1998	2	<b>25.90</b>	0.249	

Handwritten signature/initials

### Record History

Page 2 / 3

Record	Result	Name	M.F.	Location	Date
WR	21.34	Florence GRIFFITH-JOYNER	USA	Olympic Stadium, Seoul (KOR)	29 Sep 1988
WL	21.88	Julien ALFRED	LCA	Percy Beard Track, Gainesville, FL (USA)	18 Apr 2025
AR	22.01	Xuemei LI	CHN	Shanghai (CHN)	22 Oct 1997
AL	22.81	Veronica Shanti PEREIRA	SGP	Prefectural Shizuoka Stadium, Fukuroi (JPN)	3 May 2025
CR	22.70	PEREIRA Veronica Shanti	SGP	Suphachalasai Stadium Bangkok (THA)	16 Jul 2023

## OFFICIAL RESULT

No. 405

### Women's 200m

Round 1 Heats 3 / 3

30 May 2025 / 11:15

2Q+2q

Wind : +1.0m/s

Rank	Bib	Name	M.F.	Birth	Lane	Result	Reaction Time	
1	1346	Veronica Shanti Pereira	SGP	20 Sep 1996	5	<b>23.59</b>	0.192	Q
2	1026	Li Yuting	CHN	3 May 2002	6	<b>23.76</b>	0.208	Q
3	1132	Maryam Toosi	IRI	5 Dec 1988	3	<b>23.91</b>	0.197	
4	1218	Daeun Kim	KOR	3 May 2003	4	<b>24.27</b>	0.101	SB
5	1206	Viktoriya An	KAZ	4 Sep 1992	7	<b>24.41</b>	0.271	
6	1288	Izzatul Musfirah Ahmad Kamal Azira	MAS	23 Feb 2008	8	<b>25.04</b>	0.242	

*Handwritten signature*  
/K9

### Record History

Page 3 / 3

Record	Result	Name	M.F.	Location	Date
WR	21.34	Florence GRIFFITH-JOYNER	USA	Olympic Stadium, Seoul (KOR)	29 Sep 1988
WL	21.88	Julien ALFRED	LCA	Percy Beard Track, Gainesville, FL (USA)	18 Apr 2025
AR	22.01	Xuemei LI	CHN	Shanghai (CHN)	22 Oct 1997
AL	22.81	Veronica Shanti PEREIRA	SGP	Prefectural Shizuoka Stadium, Fukuroi (JPN)	3 May 2025
CR	22.70	PEREIRA Veronica Shanti	SGP	Suphachalasai Stadium Bangkok (THA)	16 Jul 2023

## SUMMARY

No. 406

### Men's 4x100 Relay

Round 1

30 May 2025 / 12:45

3Q+2q

Rank	Group	Lane	M.F.	Bib	Name	Birth	Result	
1	1	7	KOR	384	Minjun Seo	15 Jan 2004	38.67	Q CR
				375	Joeljin Nwamadi	6 Feb 2006		
				367	Jaeseong Lee	18 Jun 2001		
				379	Junhyuk Lee	15 Jan 2001		
2	2	5	CHN	128	Chen Jinfeng	8 Aug 2004	38.95	Q SB
				153	Zeng Keli	28 Sep 2006		
				147	Wang Shengjie	31 Mar 2000		
				132	He Jinxian	13 Nov 2006		
3	1	4	THA	645	Natawat Iamudom	17 Feb 2003	39.18	Q
				653	Thawatchai Himaiaad	21 Jan 2004		
				637	Chayut Khongprasit	31 Jan 1999		
				649	Puripol Boonson	13 Jan 2006		
4	2	6	HKG	205	Yat Lok Chan	6 Jan 2007	39.24	Q PB
				191	Hong Kit Lee	27 Apr 1997		
				187	Chun Ting Kwok	17 Oct 2007		
				195	Magnus Prostur Johannsson	16 Dec 2006		
5	2	7	SGP	596	Hong An, Daryl Tan	18 Dec 2001	40.08	Q
				603	Tate Fung Tan	2 Mar 2005		
				605	Xander Ann Heng Ho	19 May 2000		
				600	Marc Brian Louis	7 Aug 2002		
6	2	4	INA	255	Wahyu Setiawan	18 Apr 1997	40.55	q
				254	Sudirman Hadi	9 Mar 1996		
				246	Adith Rico Pradana	7 Mar 2001		
				247	Bayu Kertanegara	15 Dec 1997		
7	1	3	TPE	173	Tai Sheng Wei	20 Aug 2000	43.89	Q
				171	Po Hsun Lin	7 Sep 2004		
				181	Zuo Jyun Huang	25 Jul 2003		
				179	Yun Chen Li	2 Oct 2001		
	1	5	IND	224	Pranav Pramod Gurav	3 Jul 2001	DQ	TR 24.7
				226	Ragul Kumar Ganesh Kumar	22 Mar 2000		
				221	Manikanta Hoblidhar	29 Nov 2001		
				212	Amlan Borgohain	25 Apr 1998		

## Record History

Page 1 / 2

Record	Result	Name	M.F.	Location	Date
WR	36.84	Jamaica	JAM	Olympic Stadium, London (GBR)	11 Aug 2012
WL	37.61	South Africa	RSA	Tianhe Sports Center, Guangzhou (CHN)	11 May 2025
AR	37.43	Japan	JPN	Khalifa International Stadium, Doha (QAT)	5 Oct 2019
CR	38.72	Thailand Team	THA	Khalifa International Stadium Doha (QAT)	22 Apr 2019

## SUMMARY


No. 406

### Men's 4x100 Relay

Round 1

30 May 2025 / 12:45

3Q+2q

Rank	Group	Lane	M.F.	Bib	Name	Birth	Result
				473	Russel Alexander Nasir Taib	5 Apr 1998	
				461	Jonathan Nyepa	26 Mar 1996	
2	3	 MAS		472	Pengiran Aidil Auf Hajam	30 Oct 2005	DQ TR 24.7
				457	Danish Iftikhar Muhammad Roslee	25 Mar 2007	
				614	Chamoth Buddhika Dissanayake Hapurada Dissanayake Mudiyansele	3 Dec 2004	
1	6	 SRI		613	Chamod Mahinsasa Yodhasinghe Yodhasinghege	28 Jan 2000	DNF
				615	Dineth Induwara Weeraratna	14 Jan 2005	
				625	Yupun Priyadarshana Abeykoon Abeykoon Mudiyansele	31 Dec 1994	

*Handwritten:* 13:28

### Record History

Page 2 / 2

Record	Result	Name	M.F.	Location	Date
WR	36.84	Jamaica	JAM	Olympic Stadium, London (GBR)	11 Aug 2012
WL	37.61	South Africa	RSA	Tianhe Sports Center, Guangzhou (CHN)	11 May 2025
AR	37.43	Japan	JPN	Khalifa International Stadium, Doha (QAT)	5 Oct 2019
CR	38.72	Thailand Team	THA	Khalifa International Stadium Doha (QAT)	22 Apr 2019

## OFFICIAL RESULT

No. 406

### Men's 4x100 Relay

Round 1 Heats 1 / 2

30 May 2025 / 12:45

3Q+2q

Rank	M.F.	Bib	Name	Birth	Lane	Reaction Time	Result	
1	KOR	384	Minjun Seo	15 Jan 2004				
		375	Joeljin Nwamadi	6 Feb 2006				
		367	Jaeseong Lee	18 Jun 2001	7	0.205	38.67	Q CR
		379	Junhyuk Lee	15 Jan 2001				
2	THA	645	Natawat Iamudom	17 Feb 2003				
		653	Thawatchai Himaiad	21 Jan 2004				
		637	Chayut Khongprasit	31 Jan 1999	4	0.227	39.18	Q
		649	Puripol Boonson	13 Jan 2006				
3	TPE	173	Tai Sheng Wei	20 Aug 2000				
		171	Po Hsun Lin	7 Sep 2004				
		181	Zuo Jyun Huang	25 Jul 2003	3	0.185	43.89	Q
		179	Yun Chen Li	2 Oct 2001				
	IND	224	Pranav Pramod Gurav	3 Jul 2001				
		226	Ragui Kumar Ganesh Kumar	22 Mar 2000				
		221	Manikanta Hoblidhar	29 Nov 2001	5	0.225	DQ	TR 24.7
		212	Amlan Borgohain	25 Apr 1998				
	SRI	614	Chamoth Buddhika Dissanayake Hapurada Dissanayake Mudiyan selage	3 Dec 2004				
		613	Chamod Mahinsasa Yodhasinghe Yodhasinghege	28 Jan 2000	6	0.212	DNF	
		615	Dineth Induwara Weeraratna	14 Jan 2005				
		625	Yupun Priyadarshana Abeykoon Abeykoon Mudiyan selage	31 Dec 1994				

H. Selcin  
13:20

### Record History

Page 1 / 2

Record	Result	Name	M.F.	Location	Date
WR	36.84	Jamaica	JAM	Olympic Stadium, London (GBR)	11 Aug 2012
WL	37.61	South Africa	RSA	Tianhe Sports Center, Guangzhou (CHN)	11 May 2025
AR	37.43	Japan	JPN	Khalifa International Stadium, Doha (QAT)	5 Oct 2019
CR	38.72	Thailand Team	THA	Khalifa International Stadium Doha (QAT)	22 Apr 2019



## 결승점 - 결과

Camera S/N: 705

출발: 2025-05-30 13:01:06.46

Rank	Bib	Lane	Name	Nation	Mark	승인	ReactTime	Laps
1		5		CHN	38.949		0.277	
2		6		HKG	39.234		0.190	
3		7		SGP	40.073		0.179	
4		4		INA	40.543		0.251	
DQ		3		MAS		TR 24.7	0.200	



## OFFICIAL RESULT

No. 406

### Men's 4x100 Relay

Round 1 Heats 2 / 2

30 May 2025 / 12:45

3Q+2q

Rank	M.F.	Bib	Name	Birth	Lane	Reaction Time	Result	
1	CHN	128	Chen Jinfeng	8 Aug 2004				
		153	Zeng Keli	28 Sep 2006				
		147	Wang Shengjie	31 Mar 2000	5	0.277	38.95	Q SB
		132	He Jinxian	13 Nov 2006				
2	HKG	205	Yat Lok Chan	6 Jan 2007				
		191	Hong Kit Lee	27 Apr 1997				
		187	Chun Ting Kwok	17 Oct 2007	6	0.190	39.24	Q PB
		195	Magnus Prostur Johannsson	16 Dec 2006				
3	SGP	596	Hong An, Daryl Tan	18 Dec 2001				
		603	Tate Fung Tan	2 Mar 2005				
		605	Xander Ann Heng Ho	19 May 2000	7	0.179	40.08	Q
		600	Marc Brian Louis	7 Aug 2002				
4	INA	255	Wahyu Setiawan	18 Apr 1997				
		254	Sudirman Hadi	9 Mar 1996				
		246	Adith Rico Pradana	7 Mar 2001	4	0.251	40.55	q
		247	Bayu Kertanegara	15 Dec 1997				
MAS	MAS	473	Rusael Alexander Nasir Taib	5 Apr 1998				
		461	Jonathan Nyepa	26 Mar 1996				
		472	Pengiran Aidil Auf Hajam	30 Oct 2005	3	0.200	DQ	TR 24.7
		457	Danish Iftikhar Muhammad Roslee	25 Mar 2007				

*H-selam*  
*13-20*

### Record History

Page 2 / 2

Record	Result	Name	M.F.	Location	Date
WR	36.84	Jamaica	JAM	Olympic Stadium, London (GBR)	11 Aug 2012
WL	37.61	South Africa	RSA	Tianhe Sports Center, Guangzhou (CHN)	11 May 2025
AR	37.43	Japan	JPN	Khalifa International Stadium, Doha (QAT)	5 Oct 2019
CR	38.72	Thailand Team	THA	Khalifa International Stadium Doha (QAT)	22 Apr 2019

결승점 - 결과

Camera S/N: 70526

출발: 2025-05-30 12:45:23.04

Rank	Bib	Lane	Name	Nation	Mark	승인	ReacTime	Laps
1		7		KOR	38.666		0.205	
2		4		THA	39.174		0.227	
3		3		TPE	43.882		0.185	
DNF		6		SRI			0.212	
DQ		5		IND		TR 24.7	0.225	



## SUMMARY

### Heptathlon

#### Javelin Throw

30 May 2025 / 17:00

Rank	Bib	Name	M.F.	Birth	100mH	highjump	shotput	200m	longjump	javelinthrow	800m	Point
1	1029	Liu Jingyi	CHN	4 Aug 2000	946 14.23 -0.3	879 1.72	755 13.42	832 25.61 -0.6	798 5.83 +1.9	900 52.08		5110
2	1093	Nandini Agasara	IND	7 Aug 2003	1026 13.67 -1.4	842 1.69	763 13.54	979 24.02 -0.6	890 6.13 +1.2	556 34.18		5056
3	1050	Cai Juan Chen	TPE	29 Jan 2001	929 14.35 -0.3	879 1.72	781 13.80	821 25.73 -0.6	783 5.78 +0.7	700 41.72		4893
4	1404	Ugiloy Norboeva	UZB	30 Jan 2004	909 14.50 -0.3	806 1.66	635 11.60	765 26.37 -0.6	726 5.59 +0.4	926 53.41		4767
5	1228	Iseul Han	KOR	25 Mar 2003	886 14.67 -1.4	771 1.63	543 10.20	866 25.23 -0.6	850 6.00 +1.1	698 41.59		4614
6	1196	Alina Chistyakova	KAZ	30 Apr 2005	874 14.76 -1.4	879 1.72	569 10.61	856 25.34 -0.6	783 5.78 +1.6	562 34.51		4523
7	1055	Pei Hsuan Lin	TPE	11 Oct 2007	895 14.60 -1.4	842 1.69	558 10.44	672 27.48 -0.6	603 5.16 +1.4	674 40.33		4244
	1129	Fatemeh Mohitizade	IRI	29 Jul 2003	950 14.20 -1.4	806 1.66	616 11.31	0 DNF -0.6	0 DNS	0 DNS		DNF
	1208	Yekaterina Avdeyenko	KAZ	20 Dec 2004	0 33.47 -0.3	0 DNS	0 DNS					DNF



### Record History

Page 1 / 1

Record	Result	Name	M.F.	Location	Date
WR	7291	Jackie JOYNER-KERSEE	USA	Olympic Stadium, Seoul (KOR)	24 Sep 1988
WL	6396	Martha ARAUJO	COL	Pista de Atletismo Justo Román, Mar del Plata (ARG)	27 Apr 2025
AR	6942	Ghada SHOUBA	SYR	Götzis (AUT)	26 May 1996
AL	5813	Nandini AGASARA	IND	Maharaja's College Grounds, Kochi (IND)	22 Apr 2025
CR	6259	SHOUBA Ghada	SYR	Nanila (PHI)	3 Dec 1993

## OFFICIAL RESULT

No. 407

### Heptathlon

Javelin Throw

30 May 2025 / 17:00

Rank	Bib	Name	M.F.	Birth	Order	1	2	3	Result	Point
1	1404	Ugiloy Norboeva	 UZB	30 Jan 2004	1	42.22	51.47	53.41	<b>53.41</b>	<b>926</b>
2	1029	Liu Jingyi	 CHN	4 Aug 2000	4	43.35	43.98	52.08	<b>52.08</b>	<b>900</b>
3	1050	Cai Juan Chen	 TPE	29 Jan 2001	6	35.42	41.47	41.72	<b>41.72</b>	<b>700</b>
4	1228	Iseul Han	 KOR	25 Mar 2003	5	41.59	38.63	37.29	<b>41.59</b>	<b>698</b>
5	1055	Pei Hsuan Lin	 TPE	11 Oct 2007	8	36.19	40.33	39.42	<b>40.33</b>	<b>674</b>
6	1196	Alina Chistyakova	 KAZ	30 Apr 2005	3	34.51	X	34.44	<b>34.51</b>	<b>562</b>
7	1093	Nandini Agasara	 IND	7 Aug 2003	2	34.18	33.12	30.98	<b>34.18</b>	<b>556</b>
	1129	Fatemeh Mohitizade	 IRI	29 Jul 2003	7	DNS			<b>DNS</b>	<b>0</b>

76 m<sup>2</sup>

### Record History

Page 1 / 1

Record	Result	Name	M.F.	Location	Date
<b>WR</b>	<b>72.28</b>	Barbora SPOTÁKOVÁ	CZE	Gottlieb-Daimler Stadion, Stuttgart (GER)	13 Sep 2008
<b>WL</b>	<b>67.22</b>	Adriana VILAGOSY	SRB	Stadion Park Mladetz, Split (CRO)	26 Apr 2025
<b>AR</b>	<b>67.98</b>	Huihui LYU	CHN	Shenyang (CHN)	2 Aug 2019
<b>AL</b>	<b>64.83</b>	Ziyi YAN	CHN	Sichuan Xipu Training Base, Chengdu (CHN)	28 Mar 2025
<b>CR</b>	<b>65.83</b>	LYU Huihui	CHN	Khalifa International Stadium Doha (QAT)	21 Apr 2019



# 26th Asian Athletics Championships 2025 Gumi

Gumi (Republic of Korea) | 27 - 31 May 2025

## Throwing Events Record Card

### Heptathlon - Javelin Throw / No. 407

Date : 2025. 5. 30. (Day 27)

Start Time 19:00

Finish Time 19:20

Competition Area : Gumi Stadium, Gumi - Republic of Korea

Start	Bib	Athlete	M.F.	FIRST trial	SECOND trial	THIRD trial	Best of 1-3	Pos / After 3	FOURTH trial	FIFTH trial	SIXTH trial	Best of All	RANK	Remarks
1	1404	Ugilyov Norboeva	UZB	42.22	51.49	53.41	53.41	1						
2	1093	Nandini Agasara	IND	34.18	33.12	30.98	34.18	1						
3	1196	Alina Chistyakova	KAZ	34.51	X	34.44	34.51	1						
4	1029	Liu Jingyi	CHN	43.35	43.98	52.08	52.08	1						
5	1228	Iseul Han	KOR	41.59	38.63	39.29	41.59	1						
6	1050	Cai Juan Chen	TPE	35.42	41.49	41.92	41.92	1						
7	1129	Fatemeh Mohitizade	IRI	DNS				1						
8	1055	Pei Hsuan Lin	TPE	36.19	40.33	39.42	40.33	1						

Recorder : 211111

Chief Judge : 211111

Referee : 01 2111

## SUMMARY


No. 408

### Men's Long Jump

Final

30 May 2025 / 17:10

Rank	Group	Order	Bib	Name	M.F.	Birth	Result	Medal		Wind
1	1	8	144	Shu Heng	CHN	22 May 2004	8.22	Gold	PB	-0.5
2	1	10	177	Yu Tang Lin	TPE	11 May 2000	8.20	Silver	SB	+0.4
3	1	11	300	Keito Yamaura	JPN	9 Nov 2000	8.08	Bronze	SB	+0.1
4	1	6	155	Zhang Mingkun	CHN	20 Oct 2000	8.05			-0.0
5	1	12	674	Anvar Anvarov	UZB	22 Oct 2000	7.98		SB	+0.7
6	1	9	294	Hibiki Tsuha	JPN	21 Jan 1998	7.94			+0.3
7	1	7	373	Jinseok Sung	KOR	2 Jan 1997	7.84			+0.4
8	1	1	164	Chia Hsing Lin	TPE	13 Jul 1999	7.73			+0.2
9	1	3	671	Aleksandr Stepanov	UZB	16 Apr 1999	7.52		SB	+1.3
10	1	5	198	Ming Tai Chan	HKG	30 Jan 1995	7.50			-0.4
11	1	4	630	Ildar Akhmadiev	TJK	1 Mar 2000	7.29			-0.0
12	1	2	427	Timur Isakov	KGZ	13 Jan 2000	7.25			+0.5



### Record History

Page 1 / 1

Record	Result	Name	M.F.	Location	Date
WR	8.95	Mike POWELL	USA	National Stadium, Tokyo (JPN)	30 Aug 1991
WL	8.37	Mattia FURLANI	ITA	Arena, Toruń (POL) (i)	16 Feb 2025
AR	8.48	Mohamed Salman AL KHUWALIDI	KSA	Sotheville-lès-Rouen (FRA)	2 Jul 2006
AL	8.24	Mingkun ZHANG	CHN	Portuguese Indoor Championships, Expocentro, Pombal (i)	22 Feb 2025
CR	8.40	LIN Yu Tang	TPE	Suphachalasai Stadium Bangkok (THA)	15 Jul 2023













## OFFICIAL RESULT


No. 408

### Men's Long Jump

Final

30 May 2025 / 17:10

Rank	Bib	Name	M.F.	Birth	Order	1	2	3	4	5	6	Result	
						Wind							
1	144	Shu Heng	 CHN	22 May 2004	8	7.97	8.16	X	X	X	8.22	8.22	PB
						+1.1	+0.1	+0.2	+0.3	+0.5	-0.5	-0.5	
2	177	Yu Tang Lin	 TPE	11 May 2000	10	X	7.84	7.58	8.20	X	X	8.20	SB
						+0.5	+0.5	+0.7	+0.4	-0.2	+0.5	+0.4	
3	300	Keito Yamaura	 JPN	9 Nov 2000	11	7.90	8.08	X	X	X	X	8.08	SB
						+0.8	+0.1	+0.1	+0.3	+0.4	-1.1	+0.1	
4	155	Zhang Mingkun	 CHN	20 Oct 2000	6	7.79	7.81	8.05	8.04	X	X	8.05	
						+0.6	-0.7	-0.0	+0.1	-0.2	-0.4	-0.0	
5	674	Anvar Anvarov	 UZB	22 Oct 2000	12	7.98	X	X	7.76	X	7.70	7.98	SB
						+0.7	+0.2	-0.1	+0.3	+0.2	-0.0	+0.7	
6	294	Hibiki Tsuha	 JPN	21 Jan 1998	9	7.79	X	7.88	7.94	7.74	X	7.94	
						+0.6	+0.4	+0.3	+0.3	+0.3	+1.1	+0.3	
7	373	Jinseok Sung	 KOR	2 Jan 1997	7	7.84	X	7.81	7.70	X	7.50	7.84	
						+0.4	-0.2	+0.3	+0.4	+0.4	+1.0	+0.4	
8	164	Chia Hsing Lin	 TPE	13 Jul 1999	1	7.40	7.73	7.61	X	7.71	7.69	7.73	
						+0.9	+0.2	-0.0	+0.1	+0.1	+0.4	+0.2	
9	671	Aleksandr Stepanov	 UZB	16 Apr 1999	3	7.52	X	7.07				7.52	SB
						+1.3	-0.2	+0.6				+1.3	
10	198	Ming Tai Chan	 HKG	30 Jan 1995	5	X	7.50	6.74				7.50	
						+0.3	-0.4	+0.1				-0.4	
11	630	Ildar Akhmadiev	 TJK	1 Mar 2000	4	7.13	7.29	X				7.29	
						+0.9	-0.0	+0.4				-0.0	
12	427	Timur Isakov	 KGZ	13 Jan 2000	2	X	7.16	7.25				7.25	
						+0.2	+0.3	+0.5				+0.5	



### Record History

Page 1 / 1

Record	Result	Name	M.F.	Location	Date
WR	8.95	Mike POWELL	USA	National Stadium, Tokyo (JPN)	30 Aug 1991
WL	8.37	Mattia FURLANI	ITA	Arena, Toruń (POL) (i)	16 Feb 2025
AR	8.48	Mohamed Salman AL KHUWALIDI	KSA	Sotteville-lès-Rouen (FRA)	2 Jul 2006
AL	8.24	Mingkun ZHANG	CHN	Portuguese Indoor Championships, Expocentro, Pombal (i)	22 Feb 2025
CR	8.40	LIN Yu Tang	TPE	Suphachalasai Stadium Bangkok (THA)	15 Jul 2023



# 26th Asian Athletics Championships 2025 Gumi

Gumi (Republic of Korea) | 27 - 31 May 2025

## Horizontal Jump Events Record Card



Men's Long Jump - Final / No. 408

Date: 2025. 5. 20 (Day 4)

Start Time 17:10 Finish Time 18:31

Competition Area: Gumi Stadium, Gumi - Republic of Korea

Start	Bib	Athlete	M.F.	Wind			Best of 1-3	Pos / After 3	Wind			Best of All	RANK	Remarks
				FIRST trial	SECOND trial	THIRD trial			FOURTH trial	FIFTH trial	SIXTH trial			
1	164	Chia Hsing Lin	TPE	7.40	7.03	7.61	7.73	8, 1	X	7.71	7.69	7.73	8	
2	427	Timur Isakov	KGZ	X	7.16	7.25	7.25	1				7.25	12	
3	671	Aleksandr Stepanov	UZB	7.52	X	7.07	7.52	1				7.52	9	
4	630	Ildar Akhmadiev	TJK	7.13	7.29	X	7.29	1				7.29	11	
5	198	Ming Tai Chan	HKG	X	7.50	6.74	7.50	1				7.50	10	
6	155	Zhang Mingkun	CHN	7.79	7.81	8.05	8.05	3, 6	8.04	X	X	8.05	4	
7	373	Jinseok Sung	KOR	7.84	X	7.81	7.84	6, 3	7.70	X	7.50	7.84	7	
8	144	Shu Heng	CHN	7.97	8.16	X	8.16	1, 8	X	X	8.22	8.22	1	
9	294	Hibiki Tsuha	JPN	7.79	X	7.88	7.88	5, 4	7.94	7.74	X	7.94	6	
10	177	Yu Tang Lin	TPE	X	7.84	7.58	7.84	7, 12	8.20	X	X	8.20	2	

Recorder: 김 구 리

Chief Judge: 김 기 록

Referee: 김 기 록



26th Asian Athletics Championships 2025 Gumi  
Gumi (Republic of Korea) | 27 - 31 May 2025  
Horizontal Jump Events Record Card



Men's Long Jump - Final / No. 408

Date : 2025. 5. 20. (Day 4)

Start Time 17 : 10

Finish Time 18 : 31

Competition Area : Gumi Stadium, Gumi - Republic of Korea

Start	Bib	Athlete	M.F.	Wind			Wind			Pos / After 3	Wind			Best of All	RANK	Remarks
				FIRST trial	SECOND trial	THIRD trial	FIRST trial	SECOND trial	THIRD trial		FOURTH trial	FIFTH trial	SIXTH trial			
11	300	Keito Yamaura	JPN	7.90	8.08	X	X	X	X	217	X	X	X	8.08	3	
12	674	Anvar Anvarov	UZB	7.98	X	X	X	X	X	415	7.76	X	7.70	7.98	5	

Recorder : 김유리

Chief Judge : 박희재

Referee : ~~김유리~~





# 26th Asian Athletics Championships 2025 Gumi

Gumi (Republic of Korea) | 27 - 31 May 2025

## Horizontal Jump Events Record Card



Men's Long Jump - Final / No. 408

Date: 2025. 5. 30. (Day 4)

Start Time 17:10

Finish Time 18:31

Competition Area : Gumi Stadium, Gumi - Republic of Korea

Competition Area : Gumi Stadium, Gumi - Republic of Korea

Start	Bib	Athlete	M.F.	FIRST trial			SECOND trial	THIRD trial			Best of 1-3	Pos / After 3	FOURTH trial	FIFTH trial			SIXTH trial	Best of All	RANK	Remarks
				Wind				Wind						Wind						
1	164	Chia Hsing Lin	TPE	+0.9	+0.2	-0.0						11	+0.1	+0.1	+0.4					
2	427	Timur Isakov	KGZ	+0.2	+0.3	+0.5						1								
3	671	Aleksandr Stepanov	UZB	+1.3	-0.2	+0.6						1								
4	630	Ildar Akhmadiev	TJK	+0.9	-0.0	+0.4						1								
5	198	Ming Tai Chan	HKG	+0.3	-0.4	+0.1						1								
6	155	Zhang Mingkun	CHN	+0.6	-0.7	-0.0						16	+0.1	-0.2	-0.4					
7	373	Jinseok Sung	KOR	+0.4	-0.2	+0.3						13	+0.4	+0.4	+1.0					
8	144	Shu Heng	CHN	+1.1	+0.1	+0.2						18	+0.3	+0.5	-0.5					
9	294	Hibiki Tsuha	JPN	+0.6	+0.4	+0.3						14	+0.3	+0.3	+1.1					
10	177	Yu Tang Lin	TPE	+0.5	+0.5	+0.7						12	+0.4	-0.2	+0.5					

Recorder: 신호경

Chief Judge: 정종민

Referee: 원필

# 26th Asian Athletics Championships 2025 Gumi

Gumi (Republic of Korea) | 27 - 31 May 2025

## Horizontal Jump Events Record Card



Men's Long Jump - Final / No. 408

Date : 2025. 5. 30 (Day 4)

Start Time 17:10

Finish Time 18:31

Competition Area : Gumi Stadium, Gumi - Republic of Korea

Competition Area - Sprint Stadium, Suifu - Republic of Korea																	
Start	Bib	Athlete	M.F.	FIRST trial	SECOND trial	THIRD trial		Best of 1-3	Pos / After 3	FOURTH trial	FIFTH trial	SIXTH trial	Best of All	RANK	Remarks		
				Wind			Wind										
11	300	Keito Yamaura	JPN	+0.8	+0.1	+0.1			17	+0.3	+0.4	-1.1					
12	674	Anvar Anvarov	UZB	+0.7	+0.2	-0.1			15	+0.3	+0.2	-0.0					

Recorder: 김호영

Chief Judge: 김종모

Referee: [Signature]

## SUMMARY

No. 409

### Women's 400m Hurdles

Round 1

30 May 2025 / 17:15

3Q+2q

Rank	Group	Lane	Bib	Name	M.F.	Birth	Result	
1	1	4	1001	Oluwakemi Mujidat Adekoya	BRN	16 Jan 1993	56.11	Q
2	2	4	1034	Mo Jiadie	CHN	6 Jan 2000	56.72	Q
3	1	5	1112	Vithya Ramraj	IND	20 Sep 1998	56.97	Q
4	2	6	1417	Quach Thi Lan	VIE	18 Oct 1995	57.07	Q
5	1	7	1193	Adelina Zems	KAZ	25 Dec 1998	57.16	Q
6	2	3	1088	Anu Raghavan	IND	20 Apr 1993	57.48	Q <b>SB</b>
7	1	3	1332	Robyn Lauren Brown	PHI	27 Jul 1994	57.65	q
8	1	8	1385	Mariam Kareem	UAE	25 Jan 2008	57.66	q <b>PB</b>
9	2	7	1163	Miku Takino	JPN	19 Jun 2005	58.01	
10	2	5	1331	Lauren Alexis Hoffman	PHI	30 Mar 1999	58.31	
11	1	6	1151	Ami Yamamoto	JPN	19 Apr 2002	58.40	
12	1	1	1399	Nurkhon Ochilova	UZB	19 Apr 2004	58.43	<b>PB</b>
13	2	8	1274	Rasha Badrani Badrani	LBN	15 Jun 2004	1:00.39	
14	2	2	1235	Kyeongmi Son	KOR	9 Feb 1999	1:01.44	
15	2	1	1080	Ying Wen Ashleigh Ma	HKG	20 Jan 2003	1:01.78	

*Handwritten signature*

### Record History

Page 1 / 2

Record	Result	Name	M.F.	Location	Date
WR	50.37	Sydney MCLAUGHLIN-LEVRONE	USA	Stade de France, Paris (FRA)	8 Aug 2024
WL	52.07	Sydney MCLAUGHLIN-LEVRONE	USA	Ansin Sports Complex, Miramar, FL (USA)	3 May 2025
AR	53.09	Kemi ADEKOYA	BRN	Nemzeti Atlétikai Központ, Budapest (HUN)	24 Aug 2023
AL	55.52	Jiadie MO	CHN	Zhaoqing Sports Center, Zhaoqing (CHN)	12 Apr 2025
CR	54.31	Adekoya Oluwakemi	BRN	Sports Center Stadium Wuhan(CHN)	3 Jun 2015

## SUMMARY

No. 409

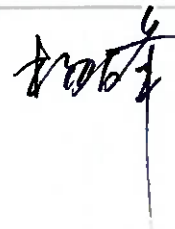
### Women's 400m Hurdles

Round 1

30 May 2025 / 17:15

3Q+2q

Rank	Group	Lane	Bib	Name	M.F.	Birth	Result
16	1	2	1217	Choeun Kim	 KOR	20 Mar 2003	1:02.35



### Record History

Page 2 / 2

Record	Result	Name	M.F.	Location	Date
WR	50.37	Sydney MCLAUGHLIN-LEVRONE	USA	Stade de France, Paris (FRA)	8 Aug 2024
WL	52.07	Sydney MCLAUGHLIN-LEVRONE	USA	Ansin Sports Complex, Miramar, FL (USA)	3 May 2025
AR	53.09	Kemi ADEKOYA	BRN	Nemzeti Atlétikai Központ, Budapest (HUN)	24 Aug 2023
AL	55.52	Jiadie MO	CHN	Zhaoqing Sports Center, Zhaoqing (CHN)	12 Apr 2025
CR	54.31	Adekoya Oluwakemi	BRN	Sports Center Stadium Wuhan(CHN)	3 Jun 2015



## OFFICIAL RESULT

No. 409


### Women's 400m Hurdles

Round 1 Heats 1 / 2

30 May 2025 / 17:15

3Q+2q

Rank	Bib	Name	M.F.	Birth	Lane	Result	Reaction Time	
1	1001	Oluwakemi Mujidat Adekoya	BRN	16 Jan 1993	4	<b>56.11</b>	0.286	Q
2	1112	Vithya Ramraj	IND	20 Sep 1998	5	<b>56.97</b>	0.275	Q
3	1193	Adelina Zems	KAZ	25 Dec 1998	7	<b>57.16</b>	0.259	Q
4	1332	Robyn Lauren Brown	PHI	27 Jul 1994	3	<b>57.65</b>	0.184	q
5	1385	Mariam Kareem	UAE	25 Jan 2008	8	<b>57.66</b>	0.229	q <b>PB</b>
6	1151	Ami Yamamoto	JPN	19 Apr 2002	6	<b>58.40</b>	0.369	
7	1399	Nurkhon Ochilova	UZB	19 Apr 2004	1	<b>58.43</b>	0.236	<b>PB</b>
8	1217	Choeun Kim	KOR	20 Mar 2003	2	<b>1:02.35</b>	0.271	



### Record History

Page 1 / 2

Record	Result	Name	M.F.	Location	Date
WR	<b>50.37</b>	Sydney MCLAUGHLIN-LEVRONE	USA	Stade de France, Paris (FRA)	8 Aug 2024
WL	<b>52.07</b>	Sydney MCLAUGHLIN-LEVRONE	USA	Ansin Sports Complex, Miramar, FL (USA)	3 May 2025
AR	<b>53.09</b>	Kemi ADEKOYA	BRN	Nemzeti Atlétikai Központ, Budapest (HUN)	24 Aug 2023
AL	<b>55.52</b>	Jiadie MO	CHN	Zhaoqing Sports Center, Zhaoqing (CHN)	12 Apr 2025
CR	<b>54.31</b>	Adekoya Oluwakemi	BRN	Sports Center Stadium Wuhan(CHN)	3 Jun 2015



출발: 2025-05-30 17:15:29.51

Rank	Bib	Lane	Name	Nation	Mark 승인	ReactTime	Laps
1	1001	4	Oluwakemi Mujidat Adekoya	BRN	56.105	0.286	
2	1112	5	Vithya Ramraj	IND	56.967	0.275	
3	1193	7	Adelina Zerns	KAZ	57.159	0.259	
4	1332	3	Robyn Lauren Brown	PHI	57.642	0.184	
5	1385	8	Mariam Kareem	UAE	57.651	0.229	
6	1151	6	Ami Yamamoto	JPN	58.395	0.369	
7	1399	1	Nurkhon Ochilova	UZB	58.429	0.236	
8	1217	2	Choeun Kim	KOR	1:02.350	0.271	



19.17-

## OFFICIAL RESULT

No. 409

### Women's 400m Hurdles

Round 1 Heats 2 / 2

30 May 2025 / 17:15

3Q+2q

Rank	Bib	Name	M.F.	Birth	Lane	Result	Reaction Time	
1	1034	Mo Jiadie	CHN	6 Jan 2000	4	<b>56.72</b>	0.235	Q
2	1417	Quach Thi Lan	VIE	18 Oct 1995	6	<b>57.07</b>	0.370	Q
3	1088	Anu Raghavan	IND	20 Apr 1993	3	<b>57.48</b>	0.199	Q <b>SB</b>
4	1163	Miku Takino	JPN	19 Jun 2005	7	<b>58.01</b>	0.227	
5	1331	Lauren Alexis Hoffman	PHI	30 Mar 1999	5	<b>58.31</b>	0.233	
6	1274	Rasha Badrani Badrani	LBN	15 Jun 2004	8	<b>1:00.39</b>	0.335	
7	1235	Kyeongmi Son	KOR	9 Feb 1999	2	<b>1:01.44</b>	0.184	
8	1080	Ying Wen Ashleigh Ma	HKG	20 Jan 2003	1	<b>1:01.78</b>	0.255	



### Record History

Page 2 / 2


Record	Result	Name	M.F.	Location	Date
WR	<b>50.37</b>	Sydney MCLAUGHLIN-LEVRONE	USA	Stade de France, Paris (FRA)	8 Aug 2024
WL	<b>52.07</b>	Sydney MCLAUGHLIN-LEVRONE	USA	Ansin Sports Complex, Miramar, FL (USA)	3 May 2025
AR	<b>53.09</b>	Kemi ADEKOYA	BRN	Nemzeti Atlétikai Központ, Budapest (HUN)	24 Aug 2023
AL	<b>55.52</b>	Jiadie MO	CHN	Zhaoqing Sports Center, Zhaoqing (CHN)	12 Apr 2025
CR	<b>54.31</b>	Adekoya Oluwakemi	BRN	Sports Center Stadium Wuhan(CHN)	3 Jun 2015

## 결승점 - 결과

Camera SN: 70521

출발: 2025-05-30 17:25:04.71

Rank	Bib	Lane	Name	Nation	Mark 승인	ReacTime	Laps
1	1034	4	Mo Jiadie	CHN	56.719	0.235	
2	1417	6	Quach Thi Lan	VIE	57.067	0.370	
3	1088	3	Anu Raghavan	IND	57.472	0.199	
4	1163	7	Miku Takino	JPN	58.002	0.227	
5	1331	5	Lauren Alexis Hoffman	PHI	58.308	0.233	
6	1274	8	Rasha Badrani Badrani	LBN	1:00.385	0.335	
7	1235	2	Kyeongmi Son	KOR	1:01.435	0.184	
8	1080	1	Ying Wen Ashleigh Ma	HKG	1:01.780	0.255	

  
17.26

## SUMMARY

No. 410

### Women's Shot Put

Final

30 May 2025 / 17:20

Rank	Group	Order	Bib	Name	M.F.	Birth	Result	Medal
1	1	10	1033	Ma Yue	CHN	2 May 1999	18.26	Gold
2	1	7	1036	Song Jiayuan	CHN	15 Sep 1997	17.78	Silver
3	1	9	1052	Ching Yuan Chiang	TPE	31 Dec 2006	17.42	Bronze <span>PB</span>
4	1	8	1396	Malika Nasriddinova	UZB	12 Feb 2004	17.01	
5	1	5	1257	Yusun Jeong	KOR	19 Dec 1997	16.27	<span>SB</span>
6	1	6	1053	Ci En Wu	TPE	29 Jul 2001	15.96	
7	1	2	1248	Soojung Lee	KOR	15 Feb 1993	15.70	<span>SB</span>
8	1	3	1361	Areerat Intadis	THA	10 Mar 1996	15.51	
9	1	4	1290	Nani Sahirah Maryata	MAS	20 May 2001	15.06	
10	1	1	1118	Eki Febri Ekawati	INA	18 Feb 1992	13.97	

*Handwritten signature*

### Record History

Page 1 / 1

Record	Result	Name	M.F.	Location	Date
WR	22.63	Natalya LISOVSKAYA	URS	Moskva (URS)	7 Jun 1987
WL	20.69	Jessica SCHILDER	NED	Omnisport, Apeldoorn (NED) (i)	9 Mar 2025
AR	21.76	Meisu LI	CHN	Shijiazhuang (CHN)	23 Apr 1988
AL	19.62	Lijiao GONG	CHN	Egret Stadium, Xiamen (CHN)	26 Apr 2025
CR	19.69	Huang Zhihong	CHN	New Delhi (IND)	19 Nov 1989

## OFFICIAL RESULT


No. 410

### Women's Shot Put

Final

30 May 2025 / 17:20

Rank	Bib	Name	M.F.	Birth	Order	1	2	3	4	5	6	Result
1	1033	Ma Yue	CHN	2 May 1999	10	18.06	17.88	X	18.26	X	17.95	<b>18.26</b>
2	1036	Song Jiayuan	CHN	15 Sep 1997	7	17.25	17.10	17.11	17.78	17.76	X	<b>17.78</b>
3	1052	Ching Yuan Chiang	TPE	31 Dec 2006	9	15.49	15.01	14.99	15.88	16.59	17.42	<b>17.42</b> PB
4	1396	Malika Nasriddinova	UZB	12 Feb 2004	8	16.68	X	X	X	17.01	X	<b>17.01</b>
5	1257	Yusun Jeong	KOR	19 Dec 1997	5	X	16.12	15.80	16.24	16.27	X	<b>16.27</b> SB
6	1053	Ci En Wu	TPE	29 Jul 2001	6	14.38	15.86	15.39	15.96	X	15.64	<b>15.96</b>
7	1248	Soojung Lee	KOR	15 Feb 1993	2	15.16	15.16	15.13	15.47	15.50	15.70	<b>15.70</b> SB
8	1361	Areerat Intadis	THA	10 Mar 1996	3	15.45	14.77	X	14.99	15.10	15.51	<b>15.51</b>
9	1290	Nani Sahirah Maryata	MAS	20 May 2001	4	13.95	14.40	15.06				<b>15.06</b>
10	1118	Eki Febri Ekawati	INA	18 Feb 1992	1	13.81	13.97	13.65				<b>13.97</b>



### Record History

Page 1 / 1

Record	Result	Name	M.F.	Location	Date
WR	22.63	Natalya LISOVSKAYA	URS	Moskva (URS)	7 Jun 1987
WL	20.69	Jessica SCHILDER	NED	Omnisport, Apeldoorn (NED) (I)	9 Mar 2025
AR	21.76	Meisu LI	CHN	Shijiazhuang (CHN)	23 Apr 1988
AL	19.62	Lijiao GONG	CHN	Egret Stadium, Xiamen (CHN)	26 Apr 2025
CR	19.69	Huang Zhihong	CHN	New Delhi (IND)	19 Nov 1989



# 26th Asian Athletics Championships 2025 Gumi

Gumi (Republic of Korea) | 27 - 31 May 2025

## Throwing Events Record Card



Women's Shot Put - Final / No. 410

Date: 2025. 5. 30. (Day 4)

Start Time 17:20

Finish Time 18:18

Competition Area: Gumi Stadium, Gumi - Republic of Korea

Start	Bib	Athlete	M.F.	FIRST trial	SECOND trial	THIRD trial	Best of 1-3	Pos / After 3	FOURTH trial	FIFTH trial	SIXTH trial	Best of All	RANK	Remarks
1	1118	Eki Febri Ekawati	INA	13.81	13.97	13.65	13.97	10 <sup>1</sup>				13.97	10	
2	1248	Soojung Lee	KOR	15.16	15.16	15.13	15.16	8 <sup>(1)</sup>	15.47	15.50	15.70	15.70	7	
3	1361	Areerat Intadis	THA	15.45	14.77	X	15.45	7 <sup>(2)</sup>	14.99	15.10	15.51	15.51	8	
4	1290	Nani Sahirah Maryata	MAS	13.95	14.40	15.06	15.06	9 <sup>1</sup>				15.06	9	
5	1257	Yusun Jeong	KOR	X	16.12	15.80	16.12	4 <sup>(5)</sup>	16.24	16.27	X	16.27	5	
6	1053	Ci En Wu	TPE	14.38	15.86	15.39	15.86	5 <sup>(4)</sup>	15.96	X	15.64	15.96	6	
7	1036	Song Jiayuan	CHN	17.25	17.10	17.11	17.25	2 <sup>(2)</sup>	17.78	17.76	X	17.78	2	
8	1396	Malika Nasriddinova	UZB	16.68	X	X	16.68	3 <sup>(6)</sup>	X	17.01	X	17.01	4	
9	1052	Ching Yuan Chiang	TPE	15.49	15.01	14.99	15.49	6 <sup>(3)</sup>	15.88	16.59	17.42	17.42	3	
10	1033	Ma Yue	CHN	18.06	17.88	X	18.06	1 <sup>(8)</sup>	18.26	X	17.95	18.26	1	

Recorder: 김종환

Chief Judge: 심호준

Referee: 오규형



# 26<sup>th</sup> ASIAN ATHLETICS CHAMPIONSHIPS

27. MAY ~31. MAY 2025 Gumi Stadium in Gumi KOREA



## FORM of CONFORMITY - Record of Scientific Measurement

『To ensure that the equipment is operating correctly, the Measurement Judge(Scientific) shall, before and after the event, supervise a set of measurements in conjunction with the judges and under the supervision of the Referee(and if possible, the ITO assigned to the event), to confirm agreement with results achieved using a calibrated certified steel tape. A form of conformity shall be issued and signed by all those involved in the test and attached to the results card.』 (WA Rule 135)

Name and Place of Facility :

Gumi Stadium in Gumi KOREA

Event : SHOT PUT

Female : ☐

Male : ☐

Date : 0 5 2 0 2 5

Start Time : 17:20

Finish Time : 18:18

Measurement Service Provider :

LEICA GEOSYSTEMS AG KOREA

Measurement Device

Type :

TS16 | 5" R500

Manufacturer :

LEICA GEOSYSTEMS AG

Model :

VIVA TS16

Serial Number :

3015780

### Control Measurements\*

Steel Tape :	Manufacturer :	KOMERON	product No :	KMS-900R
		No. 1	No. 2	No. 3
Before Event :	By Device :	12m71	13m82	
	By Tape :	12m71	13m82	
Time :	16:10	Weather : Sunny	Temperature °C : 26	
		No. 1	No. 2	No. 3
After Event :	By Device :			
	By Tape :			
Time :		Weather :	Temperature °C :	

\*Control measurements to be taken over the range and spread of distances likely to be measured for the event.

Measurement Judgd (Name) :

박병준

Signature :

Chief Judge (Name) :

이국형

Signature :

Referee (Name) :

DWI PRYONO

Signature :

26<sup>th</sup> Asian Athletics Championships 2025 Gumi

27 May ~ 31 May 2025. Gumi Stadium, Gumi Korea

2025구미아시아육상경기선수권대회

2025년 5월 27일 ~ 5월 31일. 구미스타디움

## SUMMARY


No. 411

### Women's High Jump

Final

30 May 2025 / 17:30

Rank	Group	Order	Bib	Name	M.F.	Birth	Result	Medal	
1	1	10	1096	<b>Pooja Pooja</b>	IND	21 Feb 2007	<b>1.89</b>	Gold	<b>PB</b>
2	1	13	1209	<b>Yelizaveta Matveyeva</b>	KAZ	9 Dec 2001	<b>1.86</b>	Silver	
2	1	12	1402	<b>Safina Sadullaeva</b>	UZB	4 Mar 1998	<b>1.86</b>	Silver	
4	1	9	1203	<b>Nadezhda Dubovitskaya</b>	KAZ	19 Mar 1998	<b>1.86</b>		<b>SB</b>
5	1	11	1014	<b>Dina Nuerlan</b>	CHN	25 Jun 1998	<b>1.83</b>		
5	1	8	1389	<b>Barnokhon Sayfullaeva</b>	UZB	5 Feb 2009	<b>1.83</b>		<b>SB</b>
7	1	7	1176	<b>Shieriai Tsuda</b>	JPN	9 Sep 1996	<b>1.83</b>		<b>SB</b>
8	1	14	1168	<b>Nagisa Takahashi</b>	JPN	15 Jan 2000	<b>1.80</b>		
9	1	2	1078	<b>Wai Yan Chung</b>	HKG	10 Nov 1998	<b>1.80</b>		<b>PB</b>
10	1	6	1062	<b>Ching Laam Priscilla Cheung</b>	HKG	8 May 2001	<b>1.75</b>		
10	1	3	1409	<b>Bui Thi Kim Anh</b>	VIE	5 Aug 2006	<b>1.75</b>		
12	1	4	1249	<b>Sunyoung Jang</b>	KOR	5 Apr 1998	<b>1.75</b>		
12	1	5	1376	<b>Thanlada Thongchomphunut</b>	THA	22 Mar 2004	<b>1.75</b>		
14	1	1	1007	<b>Most Ritu Akhtar</b>	BAN	25 Sep 2000	<b>1.70</b>		



### Record History

Page 1 / 1

Record	Result	Name	M.F.	Location	Date
<b>WR</b>	<b>2.10</b>	Yaroslava MAHUCHIKH	UKR	Stade Charl��ty, Paris (FRA)	7 Jul 2024
<b>WL</b>	<b>2.02</b>	Yaroslava MAHUCHIKH	UKR	Katara Amphitheatre, Doha (QAT)	9 May 2025
<b>AR</b>	<b>2.00</b>	Nadezhda DUBOVITSKAYA	KAZ	Central Stadium, Almaty (KAZ)	8 Jun 2021
<b>AL</b>	<b>1.92</b>	Nagisa TAKAHASHI	JPN	M��stsk�� sportovn�� hala, Hustope�� (i) (JPN)	8 Feb 2025
<b>CR</b>	<b>1.94</b>	EFIMENKO Tatyana	KAG	International Stadium Amman (JOR)	28 Jul 2007



## OFFICIAL RESULT


No. 411

### Women's High Jump

Final

30 May 2025 / 17:30

Rank	Bib	Name	M.F.	Birth	Order	1.55	1.65	1.70	1.75	1.80	1.83	1.86	1.89	1.92	Result
1	1096	Pooja Pooja	IND	21 Feb 2007	10	-	-	O	O	O	XO	XO	O	XXX	1.89 <span>PB</span>
2	1402	Safina Sadullaeva	UZB	4 Mar 1998	12	-	-	-	-	O	O	O	XXX		1.86
2	1209	Yelizaveta Matveyeva	KAZ	9 Dec 2001	13	-	-	-	O	O	O	O	XXX		1.86
4	1203	Nadezhda Dubovitskaya	KAZ	19 Mar 1998	9	-	-	-	O	O	O	XXO	XXX		1.86 <span>SB</span>
5	1389	Barnokhon Sayfullaeva	UZB	5 Feb 2009	8	-	-	-	XO	O	O	XXX			1.83 <span>SB</span>
5	1014	Dina Nuerlan	CHN	25 Jun 1998	11	-	O	O	O	XO	O	XXX			1.83
7	1176	Shieriai Tsuda	JPN	9 Sep 1996	7	-	-	O	O	O	XXO	XXX			1.83 <span>SB</span>
8	1168	Nagisa Takahashi	JPN	15 Jan 2000	14	-	-	-	O	O	XXX				1.80
9	1078	Wai Yan Chung	HKG	10 Nov 1998	2	-	O	O	O	XO	XXX				1.80 <span>PB</span>
10	1409	Bui Thi Kim Anh	VIE	5 Aug 2006	3	O	O	O	O	XXX					1.75
10	1062	Ching Laam Priscilla Cheung	HKG	8 May 2001	6	-	O	O	O	XXX					1.75
12	1249	Sunyoung Jang	KOR	5 Apr 1998	4	-	O	XO	O	XXX					1.75



### Record History

Page 1 / 2

Record	Result	Name	M.F.	Location	Date
WR	2.10	Yaroslava MAHUCHIKH	UKR	Stade Charléty, Paris (FRA)	7 Jul 2024
WL	2.02	Yaroslava MAHUCHIKH	UKR	Katara Amphitheatre, Doha (QAT)	9 May 2025
AR	2.00	Nadezhda DUBOVITSKAYA	KAZ	Central Stadium, Almaty (KAZ)	8 Jun 2021
AL	1.92	Nagisa TAKAHASHI	JPN	Městská sportovní hala, Hustopeč (i) (JPN)	8 Feb 2025
CR	1.94	EFIMENKO Tatyana	KAG	International Stadium Amman (JOR)	28 Jul 2007



## OFFICIAL RESULT


No. 411

### Women's High Jump

Final

30 May 2025 / 17:30

Rank	Bib	Name	M.F.	Birth	Order	1.55	1.65	1.70	1.75	1.80	1.83	1.86	1.89	1.92	Result
12	1376	Thanlada Thongchomphunut	 THA	22 Mar 2004	5	-	O	XO	O	XXX					1.75
14	1007	Most Ritu Akhtar	 BAN	25 Sep 2000	1	-	O	XO	XXX						1.70



### Record History

Page 2 / 2

Record	Result	Name	M.F.	Location	Date
WR	2.10	Yaroslava MAHUCHIKH	UKR	Stade Charléty, Paris (FRA)	7 Jul 2024
WL	2.02	Yaroslava MAHUCHIKH	UKR	Katara Amphitheatre, Doha (QAT)	9 May 2025
AR	2.00	Nadezhda DUBOVITSKAYA	KAZ	Central Stadium, Almaty (KAZ)	8 Jun 2021
AL	1.92	Nagisa TAKAHASHI	JPN	Městská sportovní hala, Hustopeč (i) (JPN)	8 Feb 2025
CR	1.94	EFIMENKO Tatyana	KAG	International Stadium Amman (JOR)	28 Jul 2007



# 26th Asian Athletics Championships 2025 Gumi

Gumi (Republic of Korea) | 27 - 31 May 2025

## Vertical Jump Events Record Card

Women's High Jump - Final / No. 411

Date: 2025. 5. 30. (Day 4.)

Start Time 19:34

Finish Time 19:40

30

Competition Area : Gumi Stadium, Gumi - Republic of Korea

Start Bib	Athlete	M.F.	1.55	1.65	1.70	1.75	1.80	1.83	1.86	1.89	RESULT	Failures		Jump-off	RANK	Remarks
			1.70	1.93								Final	All			
1 1007	Most Ritu Akhtar	BAN	—	0	X	0	X	X	X		1.70				14	
2 1078	Wai Yan Chung	HKG	—	0	0	0	X	X	X		1.80				9	
3 1409	Bui Thi Kim Anh	VIE	0	0	0	0	X	X	X		1.75				10	
4 1249	Sunyoung Jang	KOR	—	0	X	0	X	X	X		1.75				12	
5 1376	Thanlada Thongchomphunut	THA	—	0	X	0	X	X	X		1.75				12	
6 1062	Ching Laam Pritsilla Cheung	HKG	—	0	0	0	X	X	X		1.75				10	
7 1176	Shieriai Tsuda	JPN	—	—	0	0	0	X	X	X	1.83				7	
8 1389	Barnokhon Sayfullaeva	UZB	—	—	—	X	0	0	X	X	1.83				5	
9 1203	Nadezhda Dubovitskaya	KAZ	—	—	—	—	0	0	X	X	1.86				4	
10 1096	Pooja Pooja	IND	—	—	0	0	0	X	0	0	1.89				1	

Recorder: 7/3

Chief Judge: 8/2/24

Referee: Chang Hui Han

# 26th Asian Athletics Championships 2025 Gumi

Gumi (Republic of Korea) | 27 - 31 May 2025

## Vertical Jump Events Record Card

Women's High Jump - Final / No. 411

Date : 2025. 5. 30 (Day 4)

Start Time 19:34

Finish Time 19:40

Competition Area : Gumi Stadium, Gumi - Republic of Korea

Start Bib	Athlete	M.F.	1.55	1.65	1.70	1.75	1.80	1.83	1.86	1.89	RESULT	Failures		Jump-off	RANK	Remarks
			1.81	1.93								Final	All			
11 1014	Dina Nuerlan	CHN	-	0	0	0	X0	0	X	X	1.83				5	
12 1402	Safina Sadullae va	UZB	-	-	-	-	0	0	0	X	1.86	X	X		2	
13 1209	Yelizaveta Matveyeva	KAZ	-	-	-	0	0	0	0	X	1.86	X	X		2	
14 1168	Nagisa Takahashi	JPN	-	-	-	0	0	X	X	X	1.80				8	

Recorder : A 7/3

Chief Judge :

Referee :

CHAN MAN HAN

## SUMMARY

No. 412

### Men's 400m Hurdles

Round 1

30 May 2025 / 17:40

2Q+2q

Rank	Group	Lane	Bib	Name	M.F.	Birth	Result		
1	3	4	168	Chung Wei Lin	TPE	3 Feb 2004	49.63	Q	PB
2	3	5	150	Xie Zhiyu	CHN	24 Mar 2000	50.07	Q	SB
3	3	6	547	Bassem Mohamed A A Hemeida	QAT	28 Mar 2000	50.15	q	SB
4	1	4	540	Abderrahman Almoubarake S Al Saleck	QAT	5 Sep 1995	50.17	Q	
5	2	4	317	Shunta Inoue	JPN	4 Jul 2002	50.28	Q	
6	3	7	267	Mahdi Pirjahan	IRI	23 Sep 1999	50.41	q	SB
7	1	6	597	Jun Jie Calvin Quek	SGP	26 Feb 1996	50.58	Q	SB
8	1	7	170	Jian Rong Chen	TPE	16 Apr 2003	50.80		
9	2	5	432	Marc Anthony Ibrahim Ibrahim	LBN	5 Dec 2002	51.39	Q	
10	2	8	363	Huiin Jo	KOR	6 May 2003	51.70		SB
11	1	2	681	Khasanbek Rustamjonov	UZB	7 Jul 2007	52.12		PB
12	2	7	467	Muhammad Fakrul Afizul Nasir	MAS	28 Mar 2004	52.31		
13	2	6	110	Najimul Hossain Roni	BAN	12 Oct 1998	52.36		
14	1	3	186	Chun Ho Chan	HKG	25 Jun 2003	52.70		PB
15	2	3	441	Chi Chong Cheong	MAC	6 Oct 2004	53.25		



### Record History

Page 1 / 2

Record	Result	Name	M.F.	Location	Date
WR	45.94	Karsten WARHOLM	NOR	National Stadium, Tokyo (JPN)	3 Aug 2021
WL	47.28	Karsten WARHOLM	NOR	China Textile City Sports Centre, Shaoxing/Keqiao (CHN)	3 May 2025
AR	46.98	Abderrahman SAMBA	QAT	Stade Charléty, Paris (FRA)	30 Jun 2018
AL	48.62	Ken TOYODA	JPN	Prefectural Shizuoka Stadium, Fukuroi (JPN)	3 May 2025
CR	47.51	SAMBA Abderrahman	QAT	Khalifa International Stadium Doha (QAT)	22 Apr 2019



## SUMMARY

No. 412


### Men's 400m Hurdles

Round 1

30 May 2025 / 17:40

2Q+2q

Rank	Group	Lane	Bib	Name	M.F.	Birth	Result	
16	2	2	632	Muhammadrizo Mirzozoda	 TJK	11 Sep 2004	53.87	
17	3	2	396	Uichan Kwak	 KOR	29 Jul 2007	54.04	
	3	3	570	Azzam Ibrahim H. Abu Bakr	 KSA	13 Sep 2004	DQ	TR 16.8
	3	8	340	Dmitriy Koblov	 KAZ	30 Nov 1992	DQ	TR 16.8
	1	5	347	Vyacheslav Zems	 KAZ	2 May 1998	DNS	



### Record History

Page 2 / 2

Record	Result	Name	M.F.	Location	Date
WR	45.94	Karsten WARHOLM	NOR	National Stadium, Tokyo (JPN)	3 Aug 2021
WL	47.28	Karsten WARHOLM	NOR	China Textile City Sports Centre, Shaoxing/Keqiao (CHN)	3 May 2025
AR	46.98	Abderrahman SAMBA	QAT	Stade Charléty, Paris (FRA)	30 Jun 2018
AL	48.62	Ken TOYODA	JPN	Prefectural Shizuoka Stadium, Fukuroi (JPN)	3 May 2025
CR	47.51	SAMBA Abderrahman	QAT	Khalifa International Stadium Doha (QAT)	22 Apr 2019

## OFFICIAL RESULT

No. 412

### Men's 400m Hurdles

Round 1 Heats 1 / 3

30 May 2025 / 17:40

2Q+2q

Rank	Bib	Name	M.F.	Birth	Lane	Result	Reaction Time	
1	540	Abderrahman Almoubarrake S Al Saleck	QAT	5 Sep 1995	4	<b>50.17</b>	0.237	Q
2	597	Jun Jie Calvin Quek	SGP	26 Feb 1996	6	<b>50.58</b>	0.213	Q <b>SB</b>
3	170	Jian Rong Chen	TPE	16 Apr 2003	7	<b>50.80</b>	0.217	
4	681	Khasanbek Rustamjonov	UZB	7 Jul 2007	2	<b>52.12</b>	0.235	<b>PB</b>
5	186	Chun Ho Chan	HKG	25 Jun 2003	3	<b>52.70</b>	0.177	<b>PB</b>
	347	Vyacheslav Zems	KAZ	2 May 1998	5	<b>DNS</b>		



### Record History


Page 1 / 3

Record	Result	Name	M.F.	Location	Date
<b>WR</b>	<b>45.94</b>	Karsten WARHOLM	NOR	National Stadium, Tokyo (JPN)	3 Aug 2021
<b>WL</b>	<b>47.28</b>	Karsten WARHOLM	NOR	China Textile City Sports Centre, Shaoxing/Keqiao (CHN)	3 May 2025
<b>AR</b>	<b>46.98</b>	Abderrahman SAMBA	QAT	Stade Charléty, Paris (FRA)	30 Jun 2018
<b>AL</b>	<b>48.62</b>	Ken TOYODA	JPN	Prefectural Shizuoka Stadium, Fukuroi (JPN)	3 May 2025
<b>CR</b>	<b>47.51</b>	SAMBA Abderrahman	QAT	Khalifa International Stadium Doha (QAT)	22 Apr 2019



출발: 2025-05-30 17:41:26.57

Rank	Bib	Lane	Name	Nation	Mark	승인	ReacTime	Laps
1	540	4	Abderrahman Almoubarrake	QAT	50.162		0.237	
2	597	6	Jun Jie Calvin Quek	SGP	50.572		0.213	
3	170	7	Jian Rong Chen	TPE	50.796		0.217	
4	681	2	Khasanbek Rustamjonov	UZB	52.119		0.235	
5	186	3	Chun Ho Chan	HKG	52.691		0.177	
DNS	347	5	Vyacheslav Zems	KAZ				

  
17.24

## OFFICIAL RESULT

No. 412

### Men's 400m Hurdles

Round 1 Heats 2 / 3

30 May 2025 / 17:40

2Q+2q

Rank	Bib	Name	M.F.	Birth	Lane	Result	Reaction Time	
1	317	Shunta Inoue	JPN	4 Jul 2002	4	<b>50.28</b>	0.291	Q
2	432	Marc Anthony Ibrahim Ibrahim	LBN	5 Dec 2002	5	<b>51.39</b>	0.214	Q
3	363	Huiin Jo	KOR	6 May 2003	8	<b>51.70</b>	0.206	SB
4	467	Muhammad Fakrul Afizul Nasir	MAS	28 Mar 2004	7	<b>52.31</b>	0.239	
5	110	Najimul Hossain Roni	BAN	12 Oct 1998	6	<b>52.36</b>	0.374	
6	441	Chi Chong Cheong	MAC	6 Oct 2004	3	<b>53.25</b>	0.194	
7	632	Muhammadrizo Mirzozoda	TJK	11 Sep 2004	2	<b>53.87</b>	0.157	



### Record History

Page 2 / 3


Record	Result	Name	M.F.	Location	Date
WR	45.94	Karsten WARHOLM	NOR	National Stadium, Tokyo (JPN)	3 Aug 2021
WL	47.28	Karsten WARHOLM	NOR	China Textile City Sports Centre, Shaoxing/Keqiao (CHN)	3 May 2025
AR	46.98	Abderrahman SAMBA	QAT	Stade Charléty, Paris (FRA)	30 Jun 2018
AL	48.62	Ken TOYODA	JPN	Prefectural Shizuoka Stadium, Fukuroi (JPN)	3 May 2025
CR	47.51	SAMBA Abderrahman	QAT	Khalifa International Stadium Doha (QAT)	22 Apr 2019

## 결승점 - 결과

Camera S/N: 70326

출발: 2025-05-30 17:49:31.08

Rank	Bib	Lane	Name	Nation	Mark 승인	ReacTime	Laps
1	317	4	Shunta Inoue	JPN	50.279	0.291	
2	432	5	Marc Anthony Ibrahim Ibrahi	LBN	51.384	0.214	
3	363	8	Huijin Jo	KOR	51.696	0.206	
4	467	7	Muhammad Fakrul Afizul Nas	MAS	52.306	0.239	
5	110	6	Najimul Hossain Roni	BAN	52.359	0.374	
6	441	3	Chi Chong Cheong	MAC	53.250	0.194	
7	632	2	Muhammadrizo Mirzozoda	TJK	53.868	0.157	

  
14.51

## OFFICIAL RESULT

No. 412

### Men's 400m Hurdles

Round 1 Heats 3 / 3

30 May 2025 / 17:40

2Q+2q

Rank	Bib	Name	M.F.	Birth	Lane	Result	Reaction Time	
1	168	Chung Wei Lin	TPE	3 Feb 2004	4	<b>49.63</b>	0.220	Q <b>PB</b>
2	150	Xie Zhiyu	CHN	24 Mar 2000	5	<b>50.07</b>	0.224	Q <b>SB</b>
3	547	Bassem Mohamed A A Hemeida	QAT	28 Mar 2000	6	<b>50.15</b>	0.199	q <b>SB</b>
4	267	Mahdi Pirjahan	IRI	23 Sep 1999	7	<b>50.41</b>	0.183	q <b>SB</b>
5	396	Uichan Kwak	KOR	29 Jul 2007	2	<b>54.04</b>	0.199	
	570	Azzam Ibrahim H. Abu Bakr	KSA	13 Sep 2004	3	<b>DQ</b>	-0.002	TR 16.8
	340	Dmitriy Koblov	KAZ	30 Nov 1992	8	<b>DQ</b>	0.047	TR 16.8



### Record History

Page 3 / 3


Record	Result	Name	M.F.	Location	Date
WR	<b>45.94</b>	Karsten WARHOLM	NOR	National Stadium, Tokyo (JPN)	3 Aug 2021
WL	<b>47.28</b>	Karsten WARHOLM	NOR	China Textile City Sports Centre, Shaoxing/Keqiao (CHN)	3 May 2025
AR	<b>46.98</b>	Abderrahman SAMBA	QAT	Stade Charléty, Paris (FRA)	30 Jun 2018
AL	<b>48.62</b>	Ken TOYODA	JPN	Prefectural Shizuoka Stadium, Fukuroi (JPN)	3 May 2025
CR	<b>47.51</b>	SAMBA Abderrahman	QAT	Khalifa International Stadium Doha (QAT)	22 Apr 2019

## 결승점 - 결과

Camera S/N: 7052

출발: 2025-05-30 18:05:03.25

Rank	Bib	Lane	Name	Nation	Mark	승인	ReactTime	Laps
1	168	4	Chung Wei Lin	TPE	49.624		0.220	
2	150	5	Xie Zhiyu	CHN	50.064		0.224	
3	547	6	Bassem Mohamed A A Herne	QAT	50.146		0.199	
4	267	7	Mahdi Pirjahan	IRI	50.402		0.183	
5	396	2	Uichan Kwak	KOR	54.031		0.199	
DQ	570	3	Azzam Ibrahim H. Abu Bakr	KSA		TR 16.8	-0.002	
DQ	340	8	Dmitriy Koblov	KAZ		TR 16.8	0.047	





## SUMMARY

No. 413

### Women's 800m

Round 1

30 May 2025 / 18:00

3Q+2q

Rank	Group	Lane	Bib	Name	M.F.	Birth	Result			
1	2	4	1173	Rin Kubo	JPN	20 Jan 2008	2:02.16	Q	SB	P-532
2	2	5	1097	Pooja Pooja	IND	17 Jun 2002	2:02.70	Q	PB	P-567
3	1	5	1154	Ayano Shiomi	JPN	26 Nov 1999	2:04.01	Q	SB	P-525
4	1	6	1111	Twinkle Chaudhary	IND	17 Oct 1995	2:04.21	Q		P-526
5	1	4	1038	Wu Hongjiao	CHN	25 Jul 2003	2:04.65	Q	SB	P-524
6	2	6	1246	Somang Shin	KOR	4 Apr 1993	2:05.07	Q	SB	P-534
7	2	7	1023	Li Chunhui	CHN	29 Mar 2001	2:05.15	q	PB	P-535
8	2	3	1328	Bernalyn Bejoy	PHI	9 Jan 2001	2:06.83	q	PB	P-531
9	1	3	1240	Nayeon Park	KOR	9 Jan 1998	2:07.67		PB	P-523
10	1	7	1416	Nguyen Thi Thu Ha	VIE	5 May 2000	2:10.04			P-527
11	2	8	1392	Irina Levina	UZB	6 Jul 2003	2:12.22			P-536
12	1	8	1262	Amal Alroumi	KUW	22 Aug 1992	2:15.14			P-528
13	1	1	1189	Wala' Mohammad A. Alqawasmi	JOR	30 Dec 2003	2:19.54			P-566
14	1	2	1315	Phulmati Rana	NEP	13 May 1991	2:21.13		SB	P-522
15	2	2	1323	Haneen Yacoub	PLE	11 Jul 2004	2:21.83		PB	P-530



### Record History

Page 1 / 2

Record	Result	Name	M.F.	Location	Date
WR	01:53.28	Jarmila KRATOCHVÍLOVÁ	TCH	München (GER)	26 Jul 1983
WL	01:56.64	Tsige DUGUMA	ETH	China Textile City Sports Centre, Shaoxing/Keqiao (CHN)	3 May 2025
AR	01:55.54	Dong LIU	CHN	Beijing (CHN)	9 Sep 1993
AL	02:00.28	Rin KUBO	JPN	Prefectural Shizuoka Stadium, Fukuroi (JPN)	3 May 2025
CR	02:00.66	DISSANAYAKA M. T. D. KARUNARATHNA	SRI	Suphachalasai Stadium Bangkok (THA)	16 Jul 2023

## SUMMARY

No. 413

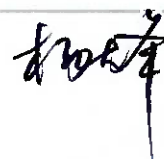
### Women's 800m

Round 1

30 May 2025 / 18:00

3Q+2q

Rank	Group	Lane	Bib	Name	M.F.	Birth	Result	
16	2	1	1282	I Kei Mui	MAC	5 Oct 2008	2:22.62	P-529



## Record History

Page 2 / 2

Record	Result	Name	M.F.	Location	Date
WR	01:53.28	Jarmila KRATOCHVÍLOVÁ	TCH	München (GER)	26 Jul 1983
WL	01:56.64	Tsige DUGUMA	ETH	China Textile City Sports Centre, Shaoxing/Keqiao (CHN)	3 May 2025
AR	01:55.54	Dong LIU	CHN	Beijing (CHN)	9 Sep 1993
AL	02:00.28	Rin KUBO	JPN	Prefectural Shizuoka Stadium, Fukuroi (JPN)	3 May 2025
CR	02:00.66	DISSANAYAKA M. T. D. KARUNARATHNA	SRI	Suphachalasai Stadium Bangkok (THA)	16 Jul 2023

## OFFICIAL RESULT

No. 413


### Women's 800m

Round 1 Heats 1 / 2

30 May 2025 / 18:00

3Q+2q

Rank	Bib	Name	M.F.	Birth	Lane	Result		
1	1154	Ayano Shiomi	JPN	26 Nov 1999	5	2:04.01	Q	SB P-525
2	1111	Twinkle Chaudhary	IND	17 Oct 1995	6	2:04.21	Q	P-526
3	1038	Wu Hongjiao	CHN	25 Jul 2003	4	2:04.65	Q	SB P-524
4	1240	Nayeon Park	KOR	9 Jan 1998	3	2:07.67		PB P-523
5	1416	Nguyen Thi Thu Ha	VIE	5 May 2000	7	2:10.04		P-527
6	1262	Amal Alroumi	KUW	22 Aug 1992	8	2:15.14		P-528
7	1189	Wala' Mohammad A. Alqawasmi	JOR	30 Dec 2003	1	2:19.54		P-566
8	1315	Phulmati Rana	NEP	13 May 1991	2	2:21.13		SB P-522



### Record History

Page 1 / 2

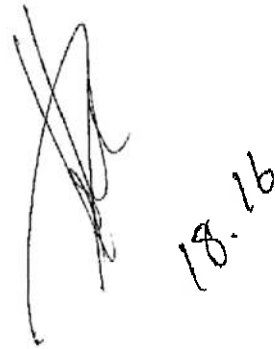
Record	Result	Name	M.F.	Location	Date
WR	01:53.28	Jarmila KRATOCHVÍLOVÁ	TCH	München (GER)	26 Jul 1983
WL	01:56.64	Tsige DUGUMA	ETH	China Textile City Sports Centre, Shaoxing/Keqiao (CHN)	3 May 2025
AR	01:55.54	Dong LIU	CHN	Beijing (CHN)	9 Sep 1993
AL	02:00.28	Rin KUBO	JPN	Prefectural Shizuoka Stadium, Fukuroi (JPN)	3 May 2025
CR	02:00.66	DISSANAYAKA M. T. D. KARUNARATHNA	SRI	Suphachalasai Stadium Bangkok (THA)	16 Jul 2023

## 결승점 - 결과

Camera SN: 70526

출발: 2025-05-30 18:12:08.31

Rank	Bib	Lane	Name	성	Nation	Mark	승인	ReactTime	Laps
1	1154	5	Ayano Shio		JPN	2:04.008	P-525		0
2	1111	6	Twinkle Cha		IND	2:04.206	P-526		0
3	1038	4	Wu Hongjia		CHN	2:04.645	P-524		0
4	1240	3	Nayeon Par		KOR	2:07.668	P-523		0
5	1416	7	Nguyen Thi		VIE	2:10.036	P-527		0
6	1262	8	Amal Alrou		KUW	2:15.139	P-528		0
7	1189	1	Wala' Moha		JOR	2:19.533	P-566		0
8	1315	2	Phulmati Ra	CR 7.1	NEP	2:21.129	P-522		0



## OFFICIAL RESULT

No. 413

### Women's 800m

Round 1 Heats 2 / 2

30 May 2025 / 18:00

3Q+2q

Rank	Bib	Name	M.F.	Birth	Lane	Result		
1	1173	Rin Kubo	JPN	20 Jan 2008	4	2:02.16	Q	SB P-532
2	1097	Pooja Pooja	IND	17 Jun 2002	5	2:02.70	Q	PB P-567
3	1246	Somang Shin	KOR	4 Apr 1993	6	2:05.07	Q	SB P-534
4	1023	Li Chunhui	CHN	29 Mar 2001	7	2:05.15	q	PB P-535
5	1328	Bernalyn Bejoy	PHI	9 Jan 2001	3	2:06.83	q	PB P-531
6	1392	Irina Levina	UZB	6 Jul 2003	8	2:12.22		P-536
7	1323	Haneen Yacoub	PLE	11 Jul 2004	2	2:21.83		PB P-530
8	1282	I Kei Mui	MAC	5 Oct 2008	1	2:22.62		P-529

*Handwritten signature*

### Record History

Page 2 / 2

Record	Result	Name	M.F.	Location	Date
WR	01:53.28	Jarmila KRATOCHVÍLOVÁ	TCH	München (GER)	26 Jul 1983
WL	01:56.64	Tsige DUGUMA	ETH	China Textile City Sports Centre, Shaoxing/Keqiao (CHN)	3 May 2025
AR	01:55.54	Dong LIU	CHN	Beijing (CHN)	9 Sep 1993
AL	02:00.28	Rin KUBO	JPN	Prefectural Shizuoka Stadium, Fukuroi (JPN)	3 May 2025
CR	02:00.66	DISSANAYAKA M. T. D. KARUNARATHNA	SRI	Suphachalasai Stadium Bangkok (THA)	16 Jul 2023




## 결승점 - 결과

Camera 5/N: 70526

출발: 2025-05-30 18:18:09.01

Rank	Bib	Lane	Name	Nation	Mark	승인	ReacTime	Laps
1	1173	4	Rin Kubo	JPN	2:02.154	P-532		0
2	1097	5	Pooja Pooja	IND	2:02.692	P-567		0
3	1246	6	Somang Shin	KOR	2:05.069	P-534		0
4	1023	7	Li Chunhui	CHN	2:05.141	P-535		0
5	1328	3	Bernalyn Bejoy	PHI	2:06.828	P-531		0
6	1392	8	Irina Levina	UZB	2:12.217	P-536		0
7	1323	2	Haneen Yacoub	PLE	2:21.820	P-530		0
8	1282	1	I Kei Mui	MAC	2:22.613	P-529		0



18.21

## SUMMARY

No. 414

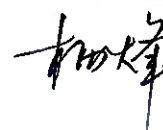
### Men's 800m

Round 1

30 May 2025 / 18:20

2Q+2q

Rank	Group	Lane	Bib	Name	M.F.	Birth	Result			
1	1	6	304	Ko Ochiai	JPN	17 Aug 2006	1:46.24	Q	SB	P-542
2	1	2	260	Ali Amirian	IRI	17 Sep 2003	1:46.34	Q	PB	P-538
3	1	1	542	Abubaker Haydar H Abdalla	QAT	28 Aug 1996	1:46.73	q		P-537
4	3	2	214	Anu Kumar	IND	2 Nov 2002	1:47.00	Q		P-557
5	3	1	324	Yukichi Ishii	JPN	11 Jun 2002	1:47.03	Q		P-556
6	1	3	149	Xi Xiaoheng	CHN	8 Dec 1999	1:47.22	q	PB	P-539
7	3	8	368	Jaeung Lee	KOR	16 Sep 2002	1:47.40		PB	P-563
8	3	4	476	Wan Muhammad Fazri Wan Zahari	MAS	4 Oct 2001	1:47.64		PB	P-559
9	1	4	529	Hussein Loraña	PHI	28 Nov 2004	1:47.88		PB	P-540
10	2	1	408	Ebrahim Alzofairi	KUW	8 May 1989	1:48.15	Q		P-546
11	2	2	220	Krishan Kumar	IND	12 Oct 1997	1:48.66	Q		P-547
12	2	4	139	Liu Dezhu	CHN	16 Sep 2000	1:49.12		SB	P-549
13	2	5	284	Nooruldeen Adil Merzah	IRQ	10 Feb 2003	1:49.39		SB	P-550
14	1	9	695	Sam Van Doi	VIE	14 Jul 1999	1:49.55		PB	P-545
15	1	5	491	Hein Htet Aung	MYA	25 Mar 2006	1:49.58		PB	P-541



### Record History

Page 1 / 2

Record	Result	Name	M.F.	Location	Date
WR	01:40.91	David RUDISHA	KEN	Olympic Stadium, London (GBR)	9 Aug 2012
WL	01:43.11	Tshepiso MSALELA	BOT	Suhaim bin Hamad Stadium, Doha (QAT)	16 May 2025
AR	01:42.79	Yusuf Saad KAMEL	BRN	Stade Louis II, Monaco (MON)	29 Jul 2008
AL	01:45.16	Ko OCHIAI	JPN	Prefectural Shizuoka Stadium, Fukuroi (JPN)	3 May 2025
CR	01:44.27	Saeed Sultan Majed	QAT	Moon hak Stadium Incheon (KOR)	4 Sep 2005

## SUMMARY

No. 414

### Men's 800m

Round 1

30 May 2025 / 18:20

2Q+2q

Rank	Group	Lane	Bib	Name	M.F.	Birth	Result		
16	1	8	362	Hongyu Kim	KOR	15 Apr 2007	<b>1:49.75</b>	PB	P-544
17	3	6	604	Thiruben S/o Thana Rajan	SGP	28 Oct 2000	<b>1:49.94</b>	PB	P-561
18	3	5	407	Bader Alswed	KUW	18 May 2003	<b>1:49.97</b>	SB	P-560
19	1	7	199	Mohammad Kamran Khan	HKG	14 Jun 2001	<b>1:50.12</b>	PB	P-543
20	2	6	355	Donghyeong Gang	KOR	3 Sep 1997	<b>1:50.44</b>	SB	P-551
21	2	3	508	Mohammed Al Suleimani	OMA	29 Mar 2001	<b>1:50.90</b> (.897)		P-548
22	3	7	693	Luong Duc Phuoc	VIE	28 May 2002	<b>1:50.90</b> (.899)	PB	P-562
23	2	10	641	Joshua Robert Atkinson	THA	25 May 2003	<b>1:50.91</b>		P-555
24	3	9	256	Wahyudi Putra	INA	16 May 1998	<b>1:50.93</b>	PB	P-564
25	2	9	331	Sami Eyas (moh'd Tayseer) Hattab	JOR	12 Apr 2005	<b>1:51.80</b>	PB	P-554
26	3	3	572	Faisal Buhays A. Maghrabi	KSA	11 Apr 1999	<b>1:53.08</b>		P-558
27	2	8	577	Ibrahim Mohammed W. Hakami	KSA	30 Jul 2000	<b>1:53.16</b>	PB	P-553
28	2	7	520	Mohammed Dwedat	PLE	9 Jan 2001	<b>1:53.21</b>		P-552
	3	10	550	Ibrahim Abass M Chuot	QAT	5 Jul 2004	<b>DQ</b>		TR 17.2.3



### Record History

Page 2 / 2

Record	Result	Name	M.F.	Location	Date
WR	<b>01:40.91</b>	David RUDISHA	KEN	Olympic Stadium, London (GBR)	9 Aug 2012
WL	<b>01:43.11</b>	Tshepiso MSALELA	BOT	Suhaim bin Hamad Stadium, Doha (QAT)	16 May 2025
AR	<b>01:42.79</b>	Yusuf Saad KAMEL	BRN	Stade Louis II, Monaco (MON)	29 Jul 2008
AL	<b>01:45.16</b>	Ko OCHIAI	JPN	Prefectural Shizuoka Stadium, Fukuroi (JPN)	3 May 2025
CR	<b>01:44.27</b>	Saeed Sultan Majed	QAT	Moon hak Stadium Incheon (KOR)	4 Sep 2005

## OFFICIAL RESULT

No. 414

### Men's 800m

Round 1 Heats 1 / 3

30 May 2025 / 18:20

2Q+2q

Rank	Bib	Name	M.F.	Birth	Lane	Result			
1	304	Ko Ochiai	JPN	17 Aug 2006	6	1:46.24	Q	SB	P-542
2	260	Ali Amirian	IRI	17 Sep 2003	2	1:46.34	Q	PB	P-538
3	542	Abubaker Haydar H Abdalla	QAT	28 Aug 1996	1	1:46.73	q		P-537
4	149	Xi Xiaoheng	CHN	8 Dec 1999	3	1:47.22	q	PB	P-539
5	529	Hussein Loraña	PHI	28 Nov 2004	4	1:47.88		PB	P-540
6	695	Sam Van Doi	VIE	14 Jul 1999	9	1:49.55		PB	P-545
7	491	Hein Htet Aung	MYA	25 Mar 2006	5	1:49.58		PB	P-541
8	362	Hongyu Kim	KOR	15 Apr 2007	8	1:49.75		PB	P-544
9	199	Mohammad Kamran Khan	HKG	14 Jun 2001	7	1:50.12		PB	P-543

Handwritten signature/initials.

### Record History

Page 1 / 3


Record	Result	Name	M.F.	Location	Date
WR	01:40.91	David RUDISHA	KEN	Olympic Stadium, London (GBR)	9 Aug 2012
WL	01:43.11	Tshepiso MASALELA	BOT	Suhaim bin Hamad Stadium, Doha (QAT)	16 May 2025
AR	01:42.79	Yusuf Saad KAMEL	BRN	Stade Louis II, Monaco (MON)	29 Jul 2008
AL	01:45.16	Ko OCHIAI	JPN	Prefectural Shizuoka Stadium, Fukuroi (JPN)	3 May 2025
CR	01:44.27	Saeed Sultan Majed	QAT	Moon hak Stadium Incheon (KOR)	4 Sep 2005

## 결승점 - 결과

Camera S/N: 70526

출발: 2025-05-30 18:24:13.19

Rank	Bib	Lane	Name	Nation	Mark	승인	ReactTime	Laps
1	304	6	Ko Ochiai	JPN	1:46.232	P-542		0
2	260	2	Ali Amirian	IRI	1:46.331	P-538		0
3	542	1	Abubaker Haydar H Abdalla	QAT	1:46.724	P-537		0
4	149	3	Xi Xiaoheng	CHN	1:47.213	P-539		0
5	529	4	Hussein Loraña	PHI	1:47.872	P-540		0
6	695	9	Sam Van Doi	VIE	1:49.545	P-545		0
7	491	5	Hein Htet Aung	MYA	1:49.578	P-541		0
8	362	8	Hongyu Kim	KOR	1:49.743	P-544		0
9	199	7	Mohammad Kamran Khan	HKG	1:50.112	P-543		0

  
18.27



## OFFICIAL RESULT

No. 414

### Men's 800m

Round 1 Heats 2 / 3

30 May 2025 / 18:20

2Q+2q

Rank	Bib	Name	M.F.	Birth	Lane	Result		
1	408	Ebrahim Alzofairi	 KUW	8 May 1989	1	1:48.15	Q	P-546
2	220	Krishan Kumar	 IND	12 Oct 1997	2	1:48.66	Q	P-547
3	139	Liu Dezhu	 CHN	16 Sep 2000	4	1:49.12	SB	P-549
4	284	Nooruldeen Adil Merzah	 IRQ	10 Feb 2003	5	1:49.39	SB	P-550
5	355	Donghyeong Gang	 KOR	3 Sep 1997	6	1:50.44	SB	P-551
6	508	Mohammed Al Suleimani	 OMA	29 Mar 2001	3	1:50.90		P-548
7	641	Joshua Robert Atkinson	 THA	25 May 2003	10	1:50.91		P-555
8	331	Sami Eyas (moh'd Tayseer) Hattab	 JOR	12 Apr 2005	9	1:51.80	PB	P-554
9	577	Ibrahim Mohammed W. Hakami	 KSA	30 Jul 2000	8	1:53.16	PB	P-553
10	520	Mohammed Dwedar	 PLE	9 Jan 2001	7	1:53.21		P-552

楊明

### Record History

Page 2 / 3


Record	Result	Name	M.F.	Location	Date
WR	01:40.91	David RUDISHA	KEN	Olympic Stadium, London (GBR)	9 Aug 2012
WL	01:43.11	Tshepiso MSALELA	BOT	Suhaim bin Hamad Stadium, Doha (QAT)	16 May 2025
AR	01:42.79	Yusuf Saad KAMEL	BRN	Stade Louis II, Monaco (MON)	29 Jul 2008
AL	01:45.16	Ko OCHIAI	JPN	Prefectural Shizuoka Stadium, Fukuroi (JPN)	3 May 2025
CR	01:44.27	Saeed Sultan Majed	QAT	Moon hak Stadium Incheon (KOR)	4 Sep 2005

## 결승점 - 결과

Camera S/N: 70526

출발: 2025-05-30 18:29:48.89

Rank	Bib	Lane	Name	Nation	Mark	승인	ReacTime	Laps
1	408	1	Ebrahim Alzofairi	KUW	1:48.149	P-546		0
2	220	2	Krishan Kumar	IND	1:48.651	P-547		0
3	139	4	Liu Dezhu	CHN	1:49.116	P-549		0
4	284	5	Nooruldeen Adil Merzah	IRQ	1:49.386	P-550		0
5	355	6	Donghyeong Gang	KOR	1:50.438	P-551		0
6	508	3	Mohammed Al Suleimani	OMA	1:50.897	P-548		0
7	641	10	Joshua Robert Atkinson	THA	1:50.908	P-555		0
8	331	9	Sami Eyas (moh'd Tayseer) Hatta	JOR	1:51.793	P-554		0
9	577	8	Ibrahim Mohammed W. Hak	KSA	1:53.153	P-553		0
10	520	7	Mohammed Dwedar	PLE	1:53.205	P-552		0



18.32.

## OFFICIAL RESULT

No. 414

### Men's 800m

Round 1 Heats 3 / 3

30 May 2025 / 18:20

2Q+2q

Rank	Bib	Name	M.F.	Birth	Lane	Result		
1	214	Anu Kumar	 IND	2 Nov 2002	2	1:47.00	Q	P-557
2	324	Yukichi Ishii	 JPN	11 Jun 2002	1	1:47.03	Q	P-556
3	368	Jaeung Lee	 KOR	16 Sep 2002	8	1:47.40	PB	P-563
4	476	Wan Muhammad Fazri Wan Zahari	 MAS	4 Oct 2001	4	1:47.64	PB	P-559
5	604	Thiruben S/o Thana Rajan	 SGP	28 Oct 2000	6	1:49.94	PB	P-561
6	407	Bader Alsweed	 KUW	18 May 2003	5	1:49.97	SB	P-560
7	693	Luong Duc Phuoc	 VIE	28 May 2002	7	1:50.90	PB	P-562
8	256	Wahyudi Putra	 INA	16 May 1998	9	1:50.93	PB	P-564
9	572	Faisal Buhays A. Maghrabi	 KSA	11 Apr 1999	3	1:53.08		P-558
	550	Ibrahim Abass M Chuot	 QAT	5 Jul 2004	10	DQ		TR 17.2.3



### Record History

Page 3 / 3

Record	Result	Name	M.F.	Location	Date
WR	01:40.91	David RUDISHA	KEN	Olympic Stadium, London (GBR)	9 Aug 2012
WL	01:43.11	Tshepiso MSALELA	BOT	Suhaim bin Hamad Stadium, Doha (QAT)	16 May 2025
AR	01:42.79	Yusuf Saad KAMEL	BRN	Stade Louis II, Monaco (MON)	29 Jul 2008
AL	01:45.16	Ko OCHIAI	JPN	Prefectural Shizuoka Stadium, Fukuroi (JPN)	3 May 2025
CR	01:44.27	Saeed Sultan Majed	QAT	Moon hak Stadium Incheon (KOR)	4 Sep 2005

## 결승점 - 결과

Camera S/N: 7052

출발: 2025-05-30 18:35:44.66

Rank	Bib	Lane	Name	Nation	Mark	승인	ReactTime	Laps
1	214	2	Anu Kumar	IND	1:46.995	P-557		0
2	324	1	Yukichi Ishii	JPN	1:47.023	P-556		0
3	368	8	Jaewng Lee	KOR	1:47.396	P-563		0
4	476	4	Wan Muhammad Fazri Wan	MAS	1:47.636	P-559		0
5	604	6	Thiruben S/o Thana Rajan	SGP	1:49.939	P-561		0
6	407	5	Bader Alswed	KUW	1:49.967	P-560		0
7	693	7	Luong Duc Phuoc	VIE	1:50.899	P-562		0
8	256	9	Wahyudi Putra	INA	1:50.923	P-564		0
9	572	3	Faisal Buhays A. Maghrabi	KSA	1:53.076	P-558		0
DQ	550	10	Ibrahim Abass M Chuot	QAT		TR 17.2.3		2

수정본입니다 !

18.50

## SUMMARY

No. 415

### Men's Discus Throw

Final

30 May 2025 / 18:30

Rank	Group	Order	Bib	Name	M.F.	Birth	Result	Medal	
1	1	15	125	Abuduaini Tuerhong	CHN	16 Jun 1997	<b>63.47</b>	Gold	SB
2	1	14	305	Masateru Yugami	JPN	14 Apr 1993	<b>60.38</b>	Silver	
3	1	11	468	Muhammad Irfan Shamshuddin	MAS	16 Aug 1995	<b>58.82</b>	Bronze	
4	1	6	265	Hossein Rasouli	IRI	22 Dec 1999	<b>57.92</b>		SB
5	1	13	551	Moaz Mohamed S M Ibrahim	QAT	8 Feb 1999	<b>57.70</b>		
6	1	9	409	Eissa Zankawi	KUW	17 Oct 1992	<b>57.26</b>		
7	1	12	323	Yuji Tsutsumi	JPN	22 Dec 1989	<b>56.84</b>		
8	1	8	262	Behnam Shiri Jabilou	IRI	21 Mar 1993	<b>56.77</b>		
9	1	5	366	Ilhyeon Kim	KOR	9 Mar 1994	<b>56.01</b>		SB
10	1	7	175	Tzu Yun Lee	TPE	24 Nov 1994	<b>54.77</b>		
11	1	4	404	Abdullah Zankawi	KUW	12 Mar 2002	<b>54.44</b>		
12	1	2	356	Donghyuk Kim	KOR	16 Oct 1995	<b>53.83</b>		SB
13	1	10	283	Mustafa Kadhim Alsaamah	IRQ	29 Nov 1995	<b>51.34</b>		
	1	1	492	Htet Wai Yan	MYA	18 Jun 2001	<b>NM</b>		
	1	3	683	Rashidbek Sodiqov	UZB	13 Aug 2001	<b>NM</b>		

*[Handwritten signature]*  
19

### Record History

Page 1 / 1

Record	Result	Name	M.F.	Location	Date
WR	75.56	Mykolas ALEKNA	LTU	Millican Field at Throw Town, Ramona, OK (USA)	13 Apr 2025
WL	75.56	Mykolas ALEKNA	LTU	Millican Field at Throw Town, Ramona, OK (USA)	13 Apr 2025
AR	69.32	Ehsan HADADI	IRI	Tallinn (EST)	3 Jun 2008
AL	65.35	Abuduaini TUERGONG	CHN	Sichuan Xipu Training Base, Chengdu (CHN)	2 Apr 2025
CR	65.95	HADADI Ehsan	IRI	Khalifa International Stadium Doha (QAT)	21 Apr 2019



## OFFICIAL RESULT

No. 415

### Men's Discus Throw

Final

30 May 2025 / 18:30

Rank	Bib	Name	M.F.	Birth	Order	1	2	3	4	5	6	Result
1	125	Abuduaini Tuerhong	CHN	16 Jun 1997	15	61.50	62.04	60.34	63.47	X	63.42	<b>63.47</b> SB
2	305	Masateru Yugami	JPN	14 Apr 1993	14	59.08	60.38	55.63	55.57	57.38	57.08	<b>60.38</b>
3	468	Muhammad Irfan Shamshuddin	MAS	16 Aug 1995	11	58.55	X	X	57.60	56.56	58.82	<b>58.82</b>
4	265	Hossein Rasouli	IRI	22 Dec 1999	6	57.92	57.41	57.89	56.98	57.74	57.53	<b>57.92</b> SB
5	551	Moaaz Mohamed S M Ibrahim	QAT	8 Feb 1999	13	54.36	57.70	X	57.25	X	56.09	<b>57.70</b>
6	409	Eissa Zankawi	KUW	17 Oct 1992	9	56.12	57.01	X	55.83	50.91	57.26	<b>57.26</b>
7	323	Yuji Tsutsumi	JPN	22 Dec 1989	12	56.84	X	X	56.22	56.72	55.44	<b>56.84</b>
8	262	Behnam Shiri Jabilou	IRI	21 Mar 1993	8	54.78	56.20	56.77	53.60	53.23	53.45	<b>56.77</b>
9	366	Ilhyeon Kim	KOR	9 Mar 1994	5	X	51.44	56.01				<b>56.01</b> SB
10	175	Tzu Yun Lee	TPE	24 Nov 1994	7	53.56	54.77	53.21				<b>54.77</b>
11	404	Abdullah Zankawi	KUW	12 Mar 2002	4	X	49.12	54.44				<b>54.44</b>
12	356	Donghyuk Kim	KOR	16 Oct 1995	2	52.55	53.50	53.83				<b>53.83</b> SB



### Record History

Page 1 / 2

Record	Result	Name	M.F.	Location	Date
WR	75.56	Mykolas ALEKNA	LTU	Millican Field at Throw Town, Ramona, OK (USA)	13 Apr 2025
WL	75.56	Mykolas ALEKNA	LTU	Millican Field at Throw Town, Ramona, OK (USA)	13 Apr 2025
AR	69.32	Ehsan HADADI	IRI	Tallinn (EST)	3 Jun 2008
AL	65.35	Abuduaini TUERGONG	CHN	Sichuan Xipu Training Base, Chengdu (CHN)	2 Apr 2025
CR	65.95	HADADI Ehsan	IRI	Khalifa International Stadium Doha (QAT)	21 Apr 2019




## OFFICIAL RESULT

No. 415

### Men's Discus Throw

Final

30 May 2025 / 18:30

Rank	Bib	Name	M.F.	Birth	Order	1	2	3	4	5	6	Result
13	283	Mustafa Kadhim Alsaamah	 IRQ	29 Nov 1995	10	X	X	51.34				51.34
	492	Htet Wai Yan	 MYA	18 Jun 2001	1	X	X	X				NM
	683	Rashidbek Sodiqov	 UZB	13 Aug 2001	3	X	X	-				NM

### Record History

Page 2 / 2

Record	Result	Name	M.F.	Location	Date
WR	75.56	Mykolas ALEKNA	LTU	Millican Field at Throw Town, Ramona, OK (USA)	13 Apr 2025
WL	75.56	Mykolas ALEKNA	LTU	Millican Field at Throw Town, Ramona, OK (USA)	13 Apr 2025
AR	69.32	Ehsan HADADI	IRI	Tallinn (EST)	3 Jun 2008
AL	65.35	Abuduaini TUERGONG	CHN	Sichuan Xipu Training Base, Chengdu (CHN)	2 Apr 2025
CR	65.95	HADADI Ehsan	IRI	Khalifa International Stadium Doha (QAT)	21 Apr 2019

# 26th Asian Athletics Championships 2025 Gumi

Gumi (Republic of Korea) | 27 - 31 May 2025

## Throwing Events Record Card



Men's Discus Throw - Final / No. 415

Date: 2025. 5. 30. (Day 3)

Start Time 18:30

Finish Time 19:40

Competition Area: Gumi Stadium, Gumi - Republic of Korea

Start	Bib	Athlete	M.F.	FIRST trial	SECOND trial	THIRD trial	Best of 1-3	Pos / After 3	FOURTH trial	FIFTH trial	SIXTH trial	Best of All	RANK	Remarks
1	492	Htet Wai Yan	MYA	X	X	X	NM	1						
2	356	Donghyuk Kim	KOR	52.55	53.50	53.83	53.83	12.1						
3	683	Rashidbek Sodiqov	UZB	X	X	-	NM	1						
4	404	Abdullah Zankawi	KUW	X	49.12	54.44	54.44	11.1						
5	366	Ilhyeon Kim	KOR	X	51.44	56.01	56.01	9.1						
6	265	Hossein Rasouli	IRI	57.92	57.41	57.89	57.92	4 (5)	56.98	57.74	57.53	57.92	4.	
7	175	Tzu Yun Lee	TPE	53.56	54.77	53.21	54.77	10.1						
8	262	Behnam Shiri Jabailou	IRI	54.78	56.20	56.77	56.77	8 (1)	53.60	53.23	53.45	56.77	8	
9	409	Eissa Zankawi	KUW	56.12	57.01	X	57.01	6 (3)	55.83	50.91	57.26	57.26	6	
10	283	Mustafa Kadhim Alsaamah	IRQ	X	X	31.34	51.34	13.1						

Recorder: 김민준

Chief Judge: 김민준

Referee: 김민준



# 26th Asian Athletics Championships 2025 Gumi

Gumi (Republic of Korea) | 27 - 31 May 2025

## Throwing Events Record Card



Men's Discus Throw - Final / No. 415

Date : 2025. 5. 30. (Day 30)

Start Time 18:30

Finish Time 19:40

Competition Area : Gumi Stadium, Gumi - Republic of Korea

Start	Bib	Athlete	M.F.	FIRST trial	SECOND trial	THIRD trial	Best of 1-3	Pos / After 3	FOURTH trial	FIFTH trial	SIXTH trial	Best of All	RANK	Remarks
11	468	Muhammad Irfan Shamsuddin	MAS	58.55	X	X	58.55	3 (6)	57.60	56.56	58.82	58.82	3	
12	323	Yuji Tsutsumi	JPN	56.84	X	X	56.84	7 (2)	56.22	56.72	55.44	56.84	7	
13	551	Moaaz Mohamed S M Ibrahim	QAT	54.36	57.70	X	57.70	5 (4)	57.25	X	56.09	57.70	5	
14	305	Masateru Yugami	JPN	59.08	60.38	55.63	60.38	2 (1)	55.57	57.38	57.08	60.38	2	
15	125	Abuduaini Tuergong	CHN	61.50	62.04	60.34	62.04	1 (8)	63.47	X	63.42	63.47	1	

Recorder: KL

Chief Judge: KL

Referee: KL



# 26<sup>th</sup> ASIAN ATHLETICS CHAMPIONSHIPS

27. MAY ~31. MAY 2025 Gumi Stadium in Gumi KOREA



## FORM of CONFORMITY - Record of Scientific Measurement

■To ensure that the equipment is operating correctly, the Measurement Judge(Scientific) shall, before and after the event, supervise a set of measurements in conjunction with the judges and under the supervision of the Referee(and if possible, the ITO assigned to the event), to confirm agreement with results achieved using a calibrated certified steel tape. A form of conformity shall be issued and signed by all those involved in the test and attached to the results card. (WA Rule 135)

Name and Place of Facility :

Gumi Stadium in Gumi KOREA

Event : DISCUS THROW

Female : ☐

Male : ☒

Date :   0 5 2 0 2 5

Start Time : 18:30

Finish Time : 19:40

Measurement Service Provider :

LEICA GEOSYSTEMS AG KOREA

Measurement Device

Type :

TS15 | 5" R500

Manufacturer :

LEICA GEOSYSTEMS AG

Model :

VIVA TS16

Serial Number :

3016841

### Control Measurements\*

Steel Tape :	Manufacturer :	KOMERON	product No :	KMS-900R
		No. 1	No. 2	No. 3
Before Event :	By Device :	27m 40	31m 34	34m 54
	By Tape :	27m 40	27m 34	34m 54
Time :	19:20	Weather : 27°C	Temperature °C : 27	
		No. 1	No. 2	No. 3
After Event :	By Device :	41m 34	40m 32	36m 64
	By Tape :	41m 34	40m 32	36m 64
Time :	19:42	Weather : 26°C	Temperature °C : 26	

\*Control measurements to be taken over the range and spread of distances likely to be measured for the event.

Measurement Judgd (Name) :

*[Signature]*

Signature :

*[Signature]*

Chief Judge (Name) :

*[Signature]*

Signature :

*[Signature]*

Referee (Name) :

*[Signature]*

Signature :

*[Signature]*

26<sup>th</sup> Asian Athletics Championships 2025 Gumi

27 May ~ 31 May 2025. Gumi Stadium, Gumi Korea

2025구미아시아육상경기선수권대회

2025년 5월 27일 ~ 5월 31일. 구미스타디움



## SUMMARY

No. 416

### Men's 5000m

Final

30 May 2025 / 18:40

Rank	Group	Order	Bib	Name	M.F.	Birth	Result	Medal
1	1	20	217	Gulveer Singh	IND	1 Jun 1998	13:24.77	Gold <span>CR</span>
2	1	18	643	Kieran Tuntivate	THA	16 Feb 1997	13:24.97	Silver <span>CR</span>
3	1	19	307	Nagiya Mori	JPN	3 Jul 1999	13:25.06	Bronze <span>CR</span>
4	1	17	299	Keita Satoh	JPN	22 Jan 2004	13:26.77	<span>CR</span>
5	1	15	104	Albert Kibichi Rop	BRN	17 Jul 1992	13:33.41	<span>CR</span>
6	1	16	210	Abhishek Pal	IND	15 Jul 1997	13:33.51	<span>CR</span>
7	1	11	152	Yu Shuiqing	CHN	1 Oct 2006	13:35.93	<span>PB</span>
8	1	21	103	Abdikani Mohamed Hamid	BRN	2 Jan 2005	13:36.92	<span>PB</span>
9	1	10	424	Nursultan Keneshbekov	KGZ	25 Mar 2000	13:45.67	<span>PB</span>
10	1	5	344	Maxim Frolovskiy	KAZ	4 Jul 2002	14:04.08	<span>PB</span>
11	1	6	369	Jaewoo Park	KOR	26 Mar 2005	14:05.20	<span>PB</span>
12	1	12	174	Tzu Chieh Chien	TPE	5 Apr 2007	14:18.52	
13	1	7	499	Mukesh Bahadur Pal	NEP	2 Sep 1999	14:19.65	<span>PB</span>
14	1	4	680	Khasan Mirsoatov	UZB	9 Apr 1999	14:19.80	<span>PB</span>
15	1	9	141	Mao Jinhu	CHN	2 Aug 2002	14:28.28	



### Record History

Page 1 / 2

Record	Result	Name	M.F.	Location	Date
WR	12:35.36	Joshua CHEPTEGEI	UGA	Stade Louis II, Monaco (MON)	14 Aug 2020
WL	12:44.09	Grant FISHER	USA	Boston Univ. Track & Tennis Center, Boston, MA (USA) (i)	14 Feb 2025
AR	12:51.96	Albert ROP	BRN	Stade Louis II, Monaco (MON)	19 Jul 2013
AL	13:13.59	Kazuya SHIOJIRI	JPN	Nishishina Athletic Stadium, Nobeoka (JPN)	4 May 2025
CR	13:34.47	Al-Garni Mohamed	QAT	Sports Center Stadium Wuhan (CHN)	4 Jun 2015

## SUMMARY

No. 416

### Men's 5000m

Final

30 May 2025 / 18:40

Rank	Group	Order	Bib	Name	M.F.	Birth	Result	Medal
16	1	1	428	Zhusup Sulaiman Uulu	KGZ	14 Nov 1999	14:37.99	PB
17	1	2	115	Gawa Zangpo	BHU	1 Jan 1994	14:40.64	PB
18	1	8	389	Seungho Baek	KOR	16 Dec 1990	15:04.41	PB
	1	3	589	Tariq Ahmed S. Alamri	KSA	23 Dec 1990	DNF	
	1	13	536	Yacine Guermali	PHI	26 Jul 1999	DNS	
	1	14	270	Seyedamir Zamanpour	IRI	28 Aug 2000	DNS	

*Handwritten signature*

## Record History

Page 2 / 2

Record	Result	Name	M.F.	Location	Date
WR	12:35.36	Joshua CHEPTEGEI	UGA	Stade Louis II, Monaco (MON)	14 Aug 2020
WL	12:44.09	Grant FISHER	USA	Boston Univ. Track & Tennis Center, Boston, MA (USA) (i)	14 Feb 2025
AR	12:51.96	Albert ROP	BRN	Stade Louis II, Monaco (MON)	19 Jul 2013
AL	13:13.59	Kazuya SHIOJIRI	JPN	Nishishina Athletic Stadium, Nobeoka (JPN)	4 May 2025
CR	13:34.47	Al-Garni Mohamed	QAT	Sports Center Stadium Wuhan (CHN)	4 Jun 2015

## OFFICIAL RESULT

No. 416

### Men's 5000m

Final

30 May 2025 / 18:40

Rank	Bib	Name	M.F.	Birth	Order	Result	
1	217	Gulveer Singh	 IND	1 Jun 1998	20	13:24.77	CR
2	643	Kieran Tuntivate	 THA	16 Feb 1997	18	13:24.97	CR
3	307	Nagiya Mori	 JPN	3 Jul 1999	19	13:25.06	CR
4	299	Keita Satoh	 JPN	22 Jan 2004	17	13:26.77	CR
5	104	Albert Kibichi Rop	 BRN	17 Jul 1992	15	13:33.41	CR
6	210	Abhishek Pal	 IND	15 Jul 1997	16	13:33.51	CR
7	152	Yu Shuiqing	 CHN	1 Oct 2006	11	13:35.93	PB
8	103	Abdikani Mohamed Hamid	 BRN	2 Jan 2005	21	13:36.92	PB
9	424	Nursultan Keneshbekov	 KGZ	25 Mar 2000	10	13:45.67	PB
10	344	Maxim Frolovskiy	 KAZ	4 Jul 2002	5	14:04.08	PB
11	369	Jaewoo Park	 KOR	26 Mar 2005	6	14:05.20	PB
12	174	Tzu Chieh Chien	 TPE	5 Apr 2007	12	14:18.52	
13	499	Mukesh Bahadur Pal	 NEP	2 Sep 1999	7	14:19.65	PB
14	680	Khasan Mirsoatov	 UZB	9 Apr 1999	4	14:19.80	PB
15	141	Mao Jinhu	 CHN	2 Aug 2002	9	14:28.28	



### Record History

Page 1 / 2

Record	Result	Name	M.F.	Location	Date
WR	12:35.36	Joshua CHEPTEGEI	UGA	Stade Louis II, Monaco (MON)	14 Aug 2020
WL	12:44.09	Grant FISHER	USA	Boston Univ. Track & Tennis Center, Boston, MA (USA) (i)	14 Feb 2025
AR	12:51.96	Albert ROP	BRN	Stade Louis II, Monaco (MON)	19 Jul 2013
AL	13:13.59	Kazuya SHIOJIRI	JPN	Nishishina Athletic Stadium, Nobeoka (JPN)	4 May 2025
CR	13:34.47	Al-Garni Mohamed	QAT	Sports Center Stadium Wuhan (CHN)	4 Jun 2015

## OFFICIAL RESULT

No. 416

### Men's 5000m

Final

30 May 2025 / 18:40

Rank	Bib	Name	M.F.	Birth	Order	Result
16	428	Zhusup Sulaiman Uulu	KGZ	14 Nov 1999	1	14:37.99 <span>PB</span>
17	115	Gawa Zangpo	BHU	1 Jan 1994	2	14:40.64 <span>PB</span>
18	389	Seungho Baek	KOR	16 Dec 1990	8	15:04.41 <span>PB</span>
	589	Tariq Ahmed S. Alamri	KSA	23 Dec 1990	3	DNF
	536	Yacine Guermali	PHI	26 Jul 1999	13	DNS
	270	Seyedamir Zamanpour	IRI	28 Aug 2000	14	DNS

*Handwritten signature*

### Record History

Page 2 / 2

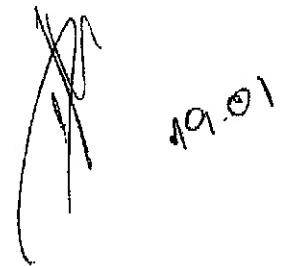
Record	Result	Name	M.F.	Location	Date
WR	12:35.36	Joshua CHEPTEGEI	UGA	Stade Louis II, Monaco (MON)	14 Aug 2020
WL	12:44.09	Grant FISHER	USA	Boston Univ. Track & Tennis Center, Boston, MA (USA) (i)	14 Feb 2025
AR	12:51.96	Albert ROP	BRN	Stade Louis II, Monaco (MON)	19 Jul 2013
AL	13:13.59	Kazuya SHIOJIRI	JPN	Nishishina Athletic Stadium, Nobeoka (JPN)	4 May 2025
CR	13:34.47	Al-Garni Mohamed	QAT	Sports Center Stadium Wuhan (CHN)	4 Jun 2015

## 결승점 - 결과

Camera S/N: 7052

출발: 2025-05-30 18:43:20.62

Rank	Bib	Lane	Name	Nation	Mark	승인	Cum. Split Time	Last Split	Laps
1	217	20	Gulveer Sin	IND	13:24.769	P-587	13:24.769	53.406	0
2	643	18	Kieran Tunt	THA	13:24.965	P-585	13:24.965	53.422	0
3	307	19	Nagiya Mor	JPN	13:25.057	P-586	13:25.057	53.571	0
4	299	17	Keita Satoh	JPN	13:26.764	P-584	13:26.764	55.582	0
5	104	15	Albert Kibic	BRN	13:33.409	P-582	13:33.409	0.156	0
6	210	16	Abhishek P	IND	13:33.505	P-580	13:33.505	1:00.311	0
7	152	11	Yu Shuiqin	CHN	13:35.922	P-578	13:35.922	1:02.999	0
8	103	21	Abdikani M	BRN	13:36.912	P-588	13:36.912	1:03.870	0
9	424	10	Nursultan K	KGZ	13:45.669	P-577	13:45.669	1:01.917	0
10	344	5	Maxim Frol	KAZ	14:04.080	P-572	14:04.080	1:03.556	0
11	369	6	Jaewoo Par	KOR	14:05.193	P-573	14:05.193	1:05.208	0
12	174	12	Tzu Chieh	TPE	14:18.511	P-579	14:18.511	1:06.856	0
13	499	7	Mukesh Ba	NEP	14:19.643	P-574	14:19.643	1:02.920	0
14	680	4	Khasan Mir	UZB	14:19.792	P-571	14:19.792	1:06.158	0
15	141	9	Mao Jinhui	CHN	14:28.280	P-576	14:28.280	0.298	0
16	428	1	Zhusup Sul	KGZ	14:37.987	P-568	14:37.987	1:08.542	0
17	115	2	Gawa Zang	BHU	14:40.632	P-569	14:40.632	1:08.609	0
18	389	8	Seungho B	KOR	15:04.408	P-575	15:04.408	1:12.406	0
DNF	589	3	Tariq Ahme	KSA		P-570	3:46.633	1:05.309	9
DNS	536	13	Yacine Gue	PHI					12 1/2
DNS	270	14	Seyedamir	IRI					12 1/2





## SUMMARY

No. 417

### Women's 3000m Steeplechase

Final

30 May 2025 / 19:00

Rank	Group	Order	Bib	Name	M.F.	Birth	Result	Medal		
1	1	5	1204	Norah Jeruto Tanui	KAZ	2 Oct 1995	<b>9:10.46</b>	Gold	CR	P-591
2	1	2	1095	Parul Chaudhary	IND	15 Apr 1995	<b>9:12.46</b>	Silver	CR	P-581
3	1	12	1200	Daisy Jepkemei	KAZ	13 Feb 1996	<b>9:27.51</b>	Bronze	CR	P-598
4	1	9	1166	Miu Saito	JPN	22 Jun 2002	<b>9:38.16</b>		PB	P-595
5	1	10	1086	Ankita Ankita	IND	5 Feb 2002	<b>9:41.54</b>			P-596
6	1	7	1158	Manami Nishiyama	JPN	9 Dec 1999	<b>9:52.35</b>			P-593
7	1	6	1226	Harim Jo	KOR	14 Sep 1996	<b>9:53.09</b>		PB	P-592
8	1	8	1041	Xu Shuangshuang	CHN	6 Apr 1996	<b>10:04.96</b>			P-594
9	1	4	1390	Dilshoda Usmonova	UZB	12 Mar 2005	<b>10:06.62</b>		PB	P-590
10	1	11	1216	Bohana Nbm	KOR	27 Jul 1994	<b>10:14.90</b>		PB	P-597
11	1	3	1247	Sooah Choi	KOR	21 Dec 2000	<b>10:32.99</b>			P-583
12	1	13	1401	Sadafbonu Nusratilloeva	UZB	25 Feb 2008	<b>10:48.22</b>			P-599
13	1	1	1263	Haya Altewajer	KUW	4 Jan 1997	<b>12:12.79</b>		PB	P-483

### Record History

Page 1 / 1

Record	Result	Name	M.F.	Location	Date
WR	<b>08:44.32</b>	Beatrice CHEPKOECH	KEN	Stade Louis II, Monaco (MON)	20 Jul 2018
WL	<b>09:05.08</b>	Faith CHEROTICH	KEN	Suhaim bin Hamad Stadium, Doha (QAT)	16 May 2025
AR	<b>08:44.39</b>	Winfred YAVI	BRN	Stadio Olimpico, Roma (ITA)	30 Aug 2024
AL	<b>09:05.08</b>	Parul CHAUDHARY	KEN	Doha Meeting, Suhaim bin Hamad Stadium, Doha - Diamond Discipline	16 May 2025
CR	<b>09:34.13</b>	Babar Lalita	IND	Sports Center Stadium Wuhan(CHN)	3 Jun 2015

## OFFICIAL RESULT

No. 417

### Women's 3000m Steeplechase

Final

30 May 2025 / 19:00

Rank	Bib	Name	M.F.	Birth	Order	Result	
1	1204	Norah Jeruto Tanui	KAZ	2 Oct 1995	5	9:10.46	CR P-591
2	1095	Parul Chaudhary	IND	15 Apr 1995	2	9:12.46	CR P-581
3	1200	Daisy Jepkemei	KAZ	13 Feb 1996	12	9:27.51	CR P-598
4	1166	Miu Saito	JPN	22 Jun 2002	9	9:38.16	PB P-595
5	1086	Ankita Ankita	IND	5 Feb 2002	10	9:41.54	P-596
6	1158	Manami Nishiyama	JPN	9 Dec 1999	7	9:52.35	P-593
7	1226	Harim Jo	KOR	14 Sep 1996	6	9:53.09	PB P-592
8	1041	Xu Shuangshuang	CHN	6 Apr 1996	8	10:04.96	P-594
9	1390	Dilshoda Usmonova	UZB	12 Mar 2005	4	10:06.62	PB P-590
10	1216	Bohana Nbm	KOR	27 Jul 1994	11	10:14.90	PB P-597
11	1247	Sooah Choi	KOR	21 Dec 2000	3	10:32.99	P-583
12	1401	Sadafbonu Nusratilloeva	UZB	25 Feb 2008	13	10:48.22	P-599
13	1263	Haya Altewajer	KUW	4 Jan 1997	1	12:12.79	PB P-483



### Record History

Page 1 / 1

Record	Result	Name	M.F.	Location	Date
WR	08:44.32	Beatrice CHEPKOECH	KEN	Stade Louis II, Monaco (MON)	20 Jul 2018
WL	09:05.08	Faith CHEROTICH	KEN	Suhaim bin Hamad Stadium, Doha (QAT)	16 May 2025
AR	08:44.39	Winfred YAVI	BRN	Stadio Olimpico, Roma (ITA)	30 Aug 2024
AL	09:05.08	Parul CHAUDHARY	KEN	Doha Meeting, Suhaim bin Hamad Stadium, Doha - Diamond Discipline	16 May 2025
CR	09:34.13	Babar Lalita	IND	Sports Center Stadium Wuhan(CHN)	3 Jun 2015


## 결승점 - 결과

Camera S/N: 7052

출발: 2025-05-30 19:05:30.58

71

Rank	Bib	Lane	Name	Nation	Mark	승인	Cum. Split Tim	Last Split Ti	Laps
1	1204	5	Norah Jerut	KAZ	9:10.456	P-591	9:10.456	1:18.587	0
2	1095	2	Parul Chau	IND	9:12.456	P-581	9:12.456	1:14.198	0
3	1200	12	Daisy Jepke	KAZ	9:27.504	P-598	9:27.504	1:19.796	0
4	1166	9	Miu Saito	JPN	9:38.158	P-595	9:38.158	1:19.471	0
5	1086	10	Ankita Anki	IND	9:41.530	P-596	9:41.530	1:18.671	0
6	1158	7	Manami Ni	JPN	9:52.342	P-593	9:52.342	1:21.894	0
7	1226	6	Harim Jo	KOR	9:53.084	P-592	9:53.084	1:18.647	0
8	1041	8	Xu Shuang	CHN	10:04.958	P-594	10:04.958	1:22.629	0
9	1390	4	Dilshoda U	UZB	10:06.614	P-590	10:06.614	1:21.526	0
10	1216	11	Bohana Nb	KOR	10:14.898	P-597	10:14.898	1:25.941	0
11	1247	3	Sooah Choi	KOR	10:32.984	P-583	10:32.984	1:22.125	0
12	1401	13	Sada Bonu	UZB	10:48.216	P-599	10:48.216	1:37.839	0
13	1263	1	Haya Altew	KUW	12:12.785	P-483	12:12.785	1:45.578	0



## SUMMARY

No. 418

### Men's 200m

Semi-Final

30 May 2025 / 19:25

3Q+2q

Rank	Group	Lane	Bib	Name	M.F.	Birth	Result	Wind
1	2	5	322	Towa Uzawa	JPN	25 Nov 2002	20.67 Q	-0.9
2	2	7	213	Animesh Kujur	IND	2 Jun 2003	20.81 Q	-0.9
3	1	7	390	Seunghwan Ko	KOR	14 Nov 1997	20.82 (.816) Q	-2.4
4	1	6	314	Shota Iizuka	JPN	25 Jun 1991	20.82 (.820) Q	-2.4
5	1	5	562	Abdulaziz Abdu I Atafi	KSA	2 Dec 2001	20.83 Q	-2.4
6	2	3	128	Chen Jinfeng	CHN	8 Aug 2004	20.88 Q	-0.9
7	1	4	143	Shi Junhao	CHN	27 Oct 2005	20.98 q	-2.4
8	2	4	193	King Wai Yip	HKG	3 Mar 2005	21.10 q	-0.9
9	2	2	346	Vitaliy Zems	KAZ	29 Mar 1996	21.25	-0.9
10	2	1	516	Shajar Abbas	PAK	19 May 2000	21.27	-0.9
11	1	1	666	Suleiman Abdulrahman	UAE	11 Aug 2007	21.30 (.292)	-2.4
11	2	6	505	Ali Al Balushi	OMA	24 Apr 2002	21.30 (.292)	-0.9
13	1	8	433	Noureddine Hadid Hadid	LBN	28 Jan 1993	21.57	-2.4
14	2	8	630	Ildar Akhmadiev	TJK	1 Mar 2000	21.62	-0.9
15	1	2	195	Magnus Prostur Johannsson	HKG	16 Dec 2006	21.70	-2.4

*Handwritten signature*

### Record History

Page 1 / 2

Record	Result	Name	M.F.	Location	Date
WR	19.19	Usain BOLT	JAM	Olympiastadion, Berlin (GER)	20 Aug 2009
WL	19.84	Kenneth BEDNAREK	USA	Ansin Sports Complex, Miramar, FL (USA)	4 May 2025
AR	19.88	Zhenye XIE	CHN	Olympic Stadium, London (GBR)	21 Jul 2019
AL	20.05	Towa UZAWA	JPN	Prefectural Shizuoka Stadium, Fukuroi (JPN)	3 May 2025
CR	20.23	UZAWA Towa	JPN	Suphachalasai Stadium Bangkok (THA)	16 Jul 2023

## SUMMARY

No. 418

### Men's 200m

Semi-Final

30 May 2025 / 19:25

3Q+2q

Rank	Group	Lane	Bib	Name	M.F.	Birth	Result	Wind
16	1	3	332	Zaid Ashraf Omar Al-awamleh	 JOR	17 Aug 2002	21.90	-2.4



## Record History

Page 2 / 2

Record	Result	Name	M.F.	Location	Date
WR	19.19	Usain BOLT	JAM	Olympiastadion, Berlin (GER)	20 Aug 2009
WL	19.84	Kenneth BEDNAREK	USA	Ansin Sports Complex, Miramar, FL (USA)	4 May 2025
AR	19.88	Zhenye XIE	CHN	Olympic Stadium, London (GBR)	21 Jul 2019
AL	20.05	Towa UZAWA	JPN	Prefectural Shizuoka Stadium, Fukuroi (JPN)	3 May 2025
CR	20.23	UZAWA Towa	JPN	Suphachalasai Stadium Bangkok (THA)	16 Jul 2023



## OFFICIAL RESULT

No. 418

### Men's 200m

Semi-Final 1 / 2

30 May 2025 / 19:25

3Q+2q

Wind : -2.4m/s

Rank	Bib	Name	M.F.	Birth	Lane	Result	Reaction Time	
1	390	Seunghwan Ko	KOR	14 Nov 1997	7	<b>20.82</b> (.816)	0.190	Q
2	314	Shota Iizuka	JPN	25 Jun 1991	6	<b>20.82</b> (.820)	0.200	Q <b>SB</b>
3	562	Abdulaziz Abdu I Atafi	KSA	2 Dec 2001	5	<b>20.83</b>	0.168	Q
4	143	Shi Junhao	CHN	27 Oct 2005	4	<b>20.98</b>	0.153	q
5	666	Suleiman Abdulrahman	UAE	11 Aug 2007	1	<b>21.30</b>	0.117	
6	433	Noureddine Hadid Hadid	LBN	28 Jan 1993	8	<b>21.57</b>	0.213	
7	195	Magnus Prostur Johannsson	HKG	16 Dec 2006	2	<b>21.70</b>	0.150	
8	332	Zaid Ashraf Omar Al-awamleh	JOR	17 Aug 2002	3	<b>21.90</b>	0.120	



### Record History

Page 1 / 2


Record	Result	Name	M.F.	Location	Date
WR	19.19	Usain BOLT	JAM	Olympiastadion, Berlin (GER)	20 Aug 2009
WL	19.84	Kenneth BEDNAREK	USA	Ansin Sports Complex, Miramar, FL (USA)	4 May 2025
AR	19.88	Zhenye XIE	CHN	Olympic Stadium, London (GBR)	21 Jul 2019
AL	20.05	Towa UZAWA	JPN	Prefectural Shizuoka Stadium, Fukuoi (JPN)	3 May 2025
CR	20.23	UZAWA Towa	JPN	Suphachalasai Stadium Bangkok (THA)	16 Jul 2023

## 결승점 - 결과

Camera S/N: 70526

출발: 2025-05-30 19:25:29.56 풍속: -2.4 M/S SE

Rank	Bib	Lane	Name	Nation	Mark	승인	ReacTime	Laps
1	390	7	Seunghwan Ko	KOR	20.816		0.190	
2	314	6	Shota Iizuka	JPN	20.820		0.200	
3	562	5	Abdulaziz Abdu I	KSA	20.823		0.168	
4	143	4	Shi Junhao	CHN	20.978		0.153	
5	666	1	Suleiman Abdulra	UAE	21.292		0.117	
6	433	8	Noureddine Hadid	LBN	21.570		0.213	
7	195	2	Magnus Prostur J	HKG	21.693		0.150	
8	332	3	Zaid Ashraf Omar	JOR	21.896		0.120	

  
19.97

## OFFICIAL RESULT

No. 418

### Men's 200m

Semi-Final 2 / 2

30 May 2025 / 19:25

3Q+2q

Wind : -0.9m/s

Rank	Bib	Name	M.F.	Birth	Lane	Result	Reaction Time	
1	322	Towa Uzawa	JPN	25 Nov 2002	5	20.67	0.154	Q
2	213	Animesh Kujur	IND	2 Jun 2003	7	20.81	0.157	Q
3	128	Chen Jinfeng	CHN	8 Aug 2004	3	20.88	0.127	Q
4	193	King Wai Yip	HKG	3 Mar 2005	4	21.10	0.209	q
5	346	Vitaliy Zems	KAZ	29 Mar 1996	2	21.25	0.126	
6	516	Shajar Abbas	PAK	19 May 2000	1	21.27	0.151	
7	505	Ali Al Balushi	OMA	24 Apr 2002	6	21.30	0.186	
8	630	Ildar Akhmadiev	TJK	1 Mar 2000	8	21.62	0.191	



### Record History

Page 2 / 2

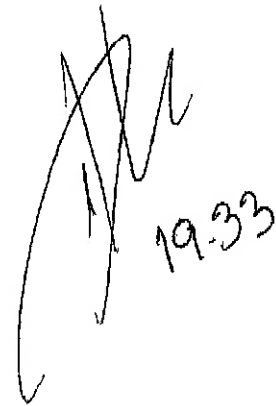
Record	Result	Name	M.F.	Location	Date
WR	19.19	Usain BOLT	JAM	Olympiastadion, Berlin (GER)	20 Aug 2009
WL	19.84	Kenneth BEDNAREK	USA	Ansin Sports Complex, Miramar, FL (USA)	4 May 2025
AR	19.88	Zhenye XIE	CHN	Olympic Stadium, London (GBR)	21 Jul 2019
AL	20.05	Towa UZAWA	JPN	Prefectural Shizuoka Stadium, Fukuroi (JPN)	3 May 2025
CR	20.23	UZAWA Towa	JPN	Suphachalasai Stadium Bangkok (THA)	16 Jul 2023

## 결승점 - 결과

Camera S/N: 7052

출발: 2025-05-30 19:32:31.80 풍속: -0.9 M/S S

Rank	Bib	Lane	Name	Nation	Mark	승인	ReactTime	Laps
1	322	5	Towa Uzawa	JPN	20.661		0.154	
2	213	7	Animesh Kujur	IND	20.807		0.157	
3	128	3	Chen Jinfeng	CHN	20.873		0.127	
4	193	4	King Wai Yip	HKG	21.099		0.209	
5	346	2	Vitaliy Zerns	KAZ	21.248		0.126	
6	516	1	Shajar Abbas	PAK	21.268		0.151	
7	505	6	Ali Al Balushi	OMA	21.292		0.186	
8	630	8	Ildar Akhmadiev	TJK	21.613		0.191	



19.33


## SUMMARY

### Heptathlon

800m

30 May 2025 / 19:40

Rank	Bib	Name	M.F.	Birth	100mH	highjump	shotput	200m	longjump	javelinthrow	800m	Point
1	1093	Nandini Agasara	IND	7 Aug 2003	13.67 -1.4	842 1.69	763 13.54	979 24.02	890 6.13	556 34.18	885 2:15.54	5941 AL
2	1029	Liu Jingyi	CHN	4 Aug 2000	14.23 -0.3	879 1.72	755 13.42	832 25.61	798 5.83	900 52.08	759 2:24.87	5869 AL
3	1050	Cai Juan Chen	TPE	29 Jan 2001	14.35 -0.3	879 1.72	781 13.80	821 25.73	783 5.78	700 41.72	715 2:28.25	5608
4	1404	Ugily Norboeva	UZB	30 Jan 2004	14.50 -0.3	806 1.66	635 11.60	765 26.37	726 5.59	926 53.41	694 2:29.91	5461 PB
5	1228	Iseul Han	KOR	25 Mar 2003	14.67 -1.4	771 1.63	543 10.20	866 25.23	850 6.00	698 41.59	716 2:28.15	5330 PB
6	1196	Alina Chistyakova	KAZ	30 Apr 2005	14.76 -1.4	879 1.72	569 10.61	856 25.34	783 5.78	562 34.51	769 2:24.05	5292
7	1055	Pei Hsuan Lin	TPE	11 Oct 2007	14.60 -1.4	842 1.69	558 10.44	672 27.48	603 5.16	674 40.33	503 2:46.26	4747
	1129	Fatemeh Mohitizade	IRI	29 Jul 2003	14.20 -1.4	806 1.66	616 11.31	0 DNF	0 DNS	0 DNS		DNF
	1208	Yekaterina Avdeyenko	KAZ	20 Dec 2004	33.47 -0.3	0 DNS	0 DNS					DNF



### Record History

Page 1 / 1

Record	Result	Name	M.F.	Location	Date
WR	7291	Jackie JOYNER-KERSEE	USA	Olympic Stadium, Seoul (KOR)	24 Sep 1988
WL	6396	Martha ARAUJO	COL	Pista de Atletismo Justo Román, Mar del Plata (ARG)	27 Apr 2025
AR	6942	Ghada SHOUAA	SYR	Götzis (AUT)	26 May 1996
AL	5813	Nandini AGASARA	IND	Maharaja's College Grounds, Kochi (IND)	22 Apr 2025
CR	6259	SHOUAA Ghada	SYR	Nanila (PHI)	3 Dec 1993










## RESULT

No. 419

### Heptathlon

800m

30 May 2025 / 19:40

Rank	Bib	name	M.F.	Birth	Lane	Record	Point	
1	1093	Nandini Agasara	 IND	7 Aug 2003	5	<b>2:15.54</b>	<b>885</b>	P-602
2	1196	Alina Chistyakova	 KAZ	30 Apr 2005	8	<b>2:24.05</b>	<b>769</b>	P-605
3	1029	Liu Jingyi	 CHN	4 Aug 2000	4	<b>2:24.87</b>	<b>759</b>	P-601
4	1228	Iseul Han	 KOR	25 Mar 2003	3	<b>2:28.15</b>	<b>716</b>	P-600
5	1050	Cai Juan Chen	 TPE	29 Jan 2001	6	<b>2:28.25</b>	<b>715</b>	P-603
6	1404	Ugiloy Norboeva	 UZB	30 Jan 2004	7	<b>2:29.91</b>	<b>694</b>	P-604
7	1055	Pei Hsuan Lin	 TPE	11 Oct 2007	2	<b>2:46.26</b>	<b>503</b>	P-589

강민서

Recorder : \_\_\_\_\_

Chief Judge : \_\_\_\_\_

Referee : \_\_\_\_\_

### Record History

Page 1 / 1


Record	Result	Name	M.F.	Location	Date
WR	<b>01:53.28</b>	Jarmila KRATOCHVÍLOVÁ	TCH	München (GER)	26 Jul 1983
WL	<b>01:56.64</b>	Tsige DUGUMA	ETH	China Textile City Sports Centre, Shaoxing/Keqiao (CHN)	3 May 2025
AR	<b>01:55.54</b>	Dong LIU	CHN	Beijing (CHN)	9 Sep 1993
AL	<b>02:00.28</b>	Rin KUBO	JPN	Prefectural Shizuoka Stadium, Fukuroi (JPN)	3 May 2025
CR	<b>02:00.66</b>	DISSANAYAKA M. T. D. KARUNARATHNA	SRI	Suphachalasai Stadium Bangkok (THA)	16 Jul 2023

## 결승점 - 결과

Camera S/N: 70528

출발: 2025-05-30 19:42:22.90

Rank	Bib	Lane	Name	Nation	Mark	승인	ReacTime	Laps
1	1093	5	Nandini Agasara	IND	2:15.535	P-602		0
2	1196	8	Alina Chistyakova	KAZ	2:24.047	P-605		0
3	1029	4	Liu Jingyi	CHN	2:24.870	P-601		0
4	1228	3	Iseul Han	KOR	2:28.146	P-600		0
5	1050	6	Cai Juan Chen	TPE	2:28.247	P-603		0
6	1404	7	Ugiloy Norboeva	UZB	2:29.907	P-604		0
7	1055	2	Pei Hsuan Lin	TPE	2:46.258	P-589		0



19.45



# ALL RESULTS

# DAY 5

**31 MAY 2025**

**26<sup>TH</sup> ASIAN ATHLETICS CHAMPIONSHIPS**

**GUMI, KOREA**

## SUMMARY

No. 501

### Men's Javelin Throw

Final

31 May 2025 / 17:10

Rank	Group	Order	Bib	Name	M.F.	Birth	Result	Medal
1	1	12	514	Arshad Nadeem	PAK	2 Jan 1997	86.40	Gold <span>AL</span>
2	1	8	228	Sachin Yadav	IND	25 Oct 1999	85.16	Silver <span>PB</span>
3	1	10	326	Yuta Sakiyama	JPN	5 Apr 1996	83.75	Bronze <span>PB</span>
4	1	11	622	Rumesh Tharanga Pathirage	SRI	21 Mar 2003	83.27	
5	1	6	239	Yash Vir Singh	IND	22 Oct 2001	82.57	<span>PB</span>
6	1	3	133	Hu Haoran	CHN	28 Sep 1998	80.93	<span>SB</span>
7	1	9	624	Sumedha Jagath Ranasinghe Ranasinghe Mudiyanse	SRI	10 Feb 1991	79.81	
8	1	4	515	Muhammad Yasir	PAK	1 May 1998	75.39	
9	1	7	312	Ryohei Arai	JPN	23 Jun 1991	74.21	
10	1	1	405	Abdulrahman Alazemi	KUW	3 Nov 2001	73.87	<span>PB</span>
11	1	2	261	Ali Fathi Ganji	IRI	21 Apr 2001	72.11	
12	1	5	395	Taepoong Nam	KOR	11 Sep 1997	69.42	



### Record History

Page 1 / 1

Record	Result	Name	M.F.	Location	Date
WR	98.48	Jan ZELEZNÝ	CZE	Jena (GER)	25 May 1996
WL	91.06	Julian WEBER	GER	Suhaim bin Hamad Stadium, Doha (QAT)	16 May 2025
AR	92.97	Arshad NADEEM	PAK	Stade de France, Paris (FRA)	8 Aug 2024
AL	86.34	Arshad Nadeem	PAK	Gumi Stadium, Gumi (KOR)	30 May 2025
CR	86.72	CHENG Chao Tsun	CHN	Khalifa International Stadium Doha (QAT)	22 Apr 2019

## OFFICIAL RESULT

No. 501

### Men's Javelin Throw

Final

31 May 2025 / 17:10

Rank	Bib	Name	M.F.	Birth	Order	1	2	3	4	5	6	Result
1	514	Arshad Nadeem	PAK	2 Jan 1997	12	75.64	76.80	85.57	83.99	83.44	86.40	<b>86.40</b> AL
2	228	Sachin Yadav	IND	25 Oct 1999	8	79.65	74.05	72.07	77.37	83.08	85.16	<b>85.16</b> PB
3	326	Yuta Sakiyama	JPN	5 Apr 1996	10	76.45	74.82	73.25	79.52	79.35	83.75	<b>83.75</b> PB
4	622	Rumesh Tharanga Pathirage	SRI	21 Mar 2003	11	81.91	82.28	77.14	X	76.51	83.27	<b>83.27</b>
5	239	Yash Vir Singh	IND	22 Oct 2001	6	X	X	77.24	80.23	80.23	82.57	<b>82.57</b> PB
6	133	Hu Haoran	CHN	28 Sep 1998	3	77.51	80.93	78.36	78.77	77.44	78.24	<b>80.93</b> SB
7	624	Sumedha Jagath Ranasinghe Ranasinghe Mudiyansele	SRI	10 Feb 1991	9	79.81	77.82	X	X	X	79.58	<b>79.81</b>
8	515	Muhammad Yasir	PAK	1 May 1998	4	70.53	75.39	74.50	72.92	X	74.78	<b>75.39</b>
9	312	Ryohei Arai	JPN	23 Jun 1991	7	69.10	69.85	74.21				<b>74.21</b>
10	405	Abdulrahman Alazemi	KUW	3 Nov 2001	1	70.08	73.87	70.68				<b>73.87</b> PB
11	261	Ali Fathi Ganji	IRI	21 Apr 2001	2	72.11	X	X				<b>72.11</b>
12	395	Taeпоong Nam	KOR	11 Sep 1997	5	65.67	63.38	69.42				<b>69.42</b>



### Record History

Page 1 / 1

Record	Result	Name	M.F.	Location	Date
WR	98.48	Jan ZELEZNÝ	CZE	Jena (GER)	25 May 1996
WL	91.06	Julian WEBER	GER	Suhaim bin Hamad Stadium, Doha (QAT)	16 May 2025
AR	92.97	Arshad NADEEM	PAK	Stade de France, Paris (FRA)	8 Aug 2024
AL	86.34	Arshad Nadeem	PAK	Gumi Stadium, Gumi (KOR)	30 May 2025
CR	86.72	CHENG Chao Tsun	CHN	Khalifa International Stadium Doha (QAT)	22 Apr 2019





26th Asian Athletics Championships 2025 Gumi  
Gumi (Republic of Korea) | 27 - 31 May 2025  
Throwing Events Record Card



Men's Javelin Throw - Final / No. 501

Date: 2025. 5. 31 (Day 5)

Start Time 17:10

Finish Time 18:25

Competition Area: Gumi Stadium, Gumi - Republic of Korea

Start	Bib	Athlete	M.F.	FIRST trial	SECOND trial	THIRD trial	Best of 1-3	Pos / After 3	FOURTH trial	FIFTH trial	SIXTH trial	Best of All	RANK	Remarks
1	405	Abdulrahman Alazemi	KUW	70.00	73.87	70.68	73.87	101					10	
2	261	Ali Fathi Ganji	IRI	72.11	X	X	72.11	111					11	
3	133	Hu Haoran	CHN	77.51	80.93	78.36	80.93	316	78.77	77.44	78.24	80.93	6	
4	515	Muhammad Yasir	PAK	70.53	75.39	74.50	75.39	811	72.92	X	74.78	75.39	8	
5	395	Taeпоong Nam	KOR	65.67	63.38	69.42	69.42	121					12	
6	239	Yash Vir Singh	IND	X	X	77.24	77.24	613	80.23	80.23	82.57	82.57	5	
7	312	Ryohei Arai	JPN	69.10	69.85	74.21	74.21	91					9	
8	228	Sachin Yadav	IND	79.65	74.05	72.07	74.05	514	77.37	83.08	85.16	85.16	2	
9	624	Sumedha Jagath Ranasinghe Mudiyanselage	SRI	79.81	77.82	X	79.81	415	X	X	79.58	79.81	7	
10	326	Yuta Sakiyama	JPN	76.45	74.82	73.25	76.45	712	79.52	79.35	83.75	83.75	3	

Recorder: 김 종 환

Chief Judge: 성 호 준

Referee: 오 주 영



26th Asian Athletics Championships 2025 Gumi  
Gumi (Republic of Korea) | 27 - 31 May 2025  
Throwing Events Record Card



Men's Javelin Throw - Final / No. 501

Date : 2025. 5. 31. (Day 5)

Start Time 19:10

Finish Time 18:25

Competition Area : Gumi Stadium, Gumi - Republic of Korea

Start	Bib	Athlete	M.F.	FIRST trial	SECOND trial	THIRD trial	Best of 1-3	Pos / After 3	FOURTH trial	FIFTH trial	SIXTH trial	Best of All	RANK	Remarks
11	622	Rumesh Tharanga Pathirage	SRI	81.91	82.28	82.14	82.28	217	X	76.51	83.29	83.29	4	
12	514	Arshad Nadeem	PAK	75.64	76.80	85.59	85.59	118	83.99	83.44	86.40	86.40	1	

Recorder : 김광현

Chief Judge : 서호준

Referee : 이수영



# 26<sup>th</sup> ASIAN ATHLETICS CHAMPIONSHIPS

27. MAY ~31. MAY 2025 Gumi Stadium in Gumi KOREA



## FORM of CONFORMITY - Record of Scientific Measurement

“To ensure that the equipment is operating correctly, the Measurement Judge(Scientific) shall, before and after the event, supervise a set of measurements in conjunction with the judges and under the supervision of the Referee(and if possible, the ITO assigned to the event), to confirm agreement with results achieved using a calibrated certified steel tape. A form of conformity shall be issued and signed by all those involved in the test and attached to the results card.” (WA Rule 135)

Name and Place of Facility:

Gumi Stadium in Gumi KOREA

Event: JAVELIN THROW

Female:

Male: 0

Date: 052025

Start Time: 17:10

Finish Time: 18:24

Measurement Service Provider:

LEICA GEOSYSTEMS AG KOREA

Measurement Device

Type:

TS15 I 5" R500

Manufacturer:

LEICA GEOSYSTEMS AG

Model:

VIVA TS16

Serial Number:

3015780

### Control Measurements\*

Steel Tape:	Manufacturer:	KOMERON	product No:	KMS-900R
		No. 1	No. 2	No. 3
Before Event:	By Device:	12m 86	9m 27	17m 33
	By Tape:	12m 86	9m 27	17m 33
Time:	16:00	Weather: 27°C	Temperature °C:	28°C
		No. 1	No. 2	No. 3
After Event:	By Device:	45m 11	40m 44	25m 32
	By Tape:	45m 11	40m 44	44m 30
Time:	18:24	Weather: 27°C	Temperature °C:	29°C

\*Control measurements to be taken over the range and spread of distances likely to be measured for the event.

Measurement Judgd (Name):

[Signature]

Signature:

[Signature]

Chief Judge (Name):

[Signature]

Signature:

[Signature]

Referee (Name):

CHAN MAN HAN (ITO)

Signature:

[Signature]

26<sup>th</sup> Asian Athletics Championships 2025 Gumi

27 May ~ 31 May 2025. Gumi Stadium, Gumi Korea

2025구미아시아육상경기선수권대회

2025년 5월 27일 ~ 5월 31일. 구미스타디움



## SUMMARY

No. 502

### Men's Pole Vault

Final

31 May 2025 / 17:15

Rank	Group	Order	Bib	Name	M.F.	Birth	Result	Medal	
1	1	14	526	Ernest John Obiena	PHI	17 Nov 1995	5.77	Gold	Jump off 5.77 (O)
2	1	11	134	Huang Bokai	CHN	26 Sep 1996	5.72	Silver	SB Jump off 5.77 (X)
3	1	9	647	Patsapong Amsamarng	THA	2 Oct 1997	5.67	Bronze	PB
4	1	12	555	Seifeldin Mohamed A Abdelsalam	QAT	28 Mar 2005	5.62		PB
5	1	15	136	Li Chenyang	CHN	12 May 2003	5.52		
6	1	8	575	Hussain Asim M. Alhizam	KSA	4 Jan 1998	5.42		SB
7	1	10	313	Seito Yamamoto	JPN	11 Mar 1992	5.42		
8	1	7	278	Ameer Sabeeh Saihood	IRQ	15 Jan 2001	5.32		
8	1	13	321	Tomoya Karasawa	JPN	17 May 2002	5.32		
10	1	5	250	Idan Fauzan Richsan	INA	11 Jan 2000	5.22		SB
10	1	1	386	Minsub Jin	KOR	2 Sep 1992	5.22		SB
12	1	4	358	Duhyeon Han	KOR	28 Jul 1994	5.22		SB
13	1	3	528	Hokett Delos Santos	PHI	28 Oct 2002	4.97		
14	1	2	469	Muhammad Naufal Shahrul Afzam	MAS	10 Jan 2002	4.97		
	1	6	598	Jun Yu Low	SGP	21 Apr 2001	NM		



### Record History

Page 1 / 1

Record	Result	Name	M.F.	Location	Date
WR	6.27	Armand DUPLANTIS	SWE	Maison des Sports, Clermont-Ferrand (FRA) (i)	28 Feb 2025
WL	6.27	Armand DUPLANTIS	SWE	Maison des Sports, Clermont-Ferrand (FRA) (i)	28 Feb 2025
AR	6.00	Ernest John OBIENA	PHI	Bryggen, Bergen (NOR)	10 Jun 2023
AL	5.80	Ernest John OBIENA	PHI	Ayala Vermosa Sports Hub Track Oval, Cavite (PHI)	6 May 2025
CR	5.91	Obiena Ernest John	PHI	Supachalasai National Stadium, Bangkok (THA)	16 Jul 2023













## OFFICIAL RESULT


No. 502

### Men's Pole Vault

Final

31 May 2025 / 17:15

Rank	Bib	Name	M.F.	Birth	Order	4.82	4.97	5.12	5.22	5.32	5.42	5.52	5.62	5.67	5.72	Result
						5.77	5.82									
1	526	<b>Ernest John Obiena</b>	 PHI	17 Nov 1995	14	-	-	-	-	-	-	O	-	-	O	5.77 Jump off 5.77 (O)
						-	XXX									
2	134	<b>Huang Bokai</b>	 CHN	26 Sep 1996	11	-	-	-	-	O	-	O	O	O	O	5.72 SB Jump off 5.77 (X)
						-	XXX									
3	647	<b>Patsapong Amsamarng</b>	 THA	2 Oct 1997	9	-	-	-	O	-	O	XXO	XO	XO	XX-	5.67 PB
						X										
4	555	<b>Seifeldin Mohamed A Abdelsalam</b>	 QAT	28 Mar 2005	12	-	-	-	O	-	O	O	XO	XXX		5.62 PB
5	136	<b>Li Chenyang</b>	 CHN	12 May 2003	15	-	-	-	-	O	-	O	XX-	X		5.52
6	575	<b>Hussain Asim M. Alhizam</b>	 KSA	4 Jan 1998	8	-	-	-	O	-	O	X-	XX			5.42 SB
7	313	<b>Seito Yamamoto</b>	 JPN	11 Mar 1992	10	-	-	-	XXO	XXO	O	XX-	X			5.42
8	278	<b>Ameer Sabeeh Saihood</b>	 IRQ	15 Jan 2001	7	-	O	O	XO	XXO	XXX					5.32
8	321	<b>Tomoya Karasawa</b>	 JPN	17 May 2002	13	-	-	-	XO	XXO	XXX					5.32
10	386	<b>Minsub Jin</b>	 KOR	2 Sep 1992	1	-	O	-	O	XXX						5.22 SB
10	250	<b>Idan Fauzan Richsan</b>	 INA	11 Jan 2000	5	-	-	O	O	XXX						5.22 SB
12	358	<b>Duhyeon Han</b>	 KOR	28 Jul 1994	4	-	XXO	-	XO	-	XXX					5.22 SB



### Record History

Page 1 / 2

Record	Result	Name	M.F.	Location	Date
WR	6.27	Armand DUPLANTIS	SWE	Maison des Sports, Clermont-Ferrand (FRA) (i)	28 Feb 2025
WL	6.27	Armand DUPLANTIS	SWE	Maison des Sports, Clermont-Ferrand (FRA) (i)	28 Feb 2025
AR	6.00	Ernest John OBIENA	PHI	Bryggen, Bergen (NOR)	10 Jun 2023
AL	5.80	Ernest John OBIENA	PHI	Ayala Vermosa Sports Hub Track Oval, Cavite (PHI)	6 May 2025
CR	5.91	Obiena Ernest John	PHI	Supachalasai National Stadium, Bangkok (THA)	16 Jul 2023






## OFFICIAL RESULT

No. 502

### Men's Pole Vault

Final

31 May 2025 / 17:15

Rank	Bib	Name	M.F.	Birth	Order	4.82	4.97	5.12	5.22	5.32	5.42	5.52	5.62	5.67	5.72	Result
						5.77	5.82									
13	528	Hokett Delos Santos	 PHI	28 Oct 2002	3	XXO	O	XXX								4.97
14	469	Muhammad Naufal Shahrul Afzam	 MAS	10 Jan 2002	2	XO	XO	XXX								4.97
	598	Jun Yu Low	 SGP	21 Apr 2001	6	XXX										NM

*Handwritten signature*

### Record History

Page 2 / 2

Record	Result	Name	M.F.	Location	Date
WR	6.27	Armand DUPLANTIS	SWE	Maison des Sports, Clermont-Ferrand (FRA) (i)	28 Feb 2025
WL	6.27	Armand DUPLANTIS	SWE	Maison des Sports, Clermont-Ferrand (FRA) (i)	28 Feb 2025
AR	6.00	Ernest John OBIENA	PHI	Bryggen, Bergen (NOR)	10 Jun 2023
AL	5.80	Ernest John OBIENA	PHI	Ayala Vermosa Sports Hub Track Oval, Cavite (PHI)	6 May 2025
CR	5.91	Obiena Ernest John	PHI	Supachalasai National Stadium, Bangkok (THA)	16 Jul 2023



26th Asian Athletics Championships 2025 Gumi  
Gumi (Republic of Korea) | 27 - 31 May 2025  
Vertical Jump Events Record Card



Men's Pole Vault - Final / No. 502

Date: 2025. 31. 5. (Day 5)

Start Time 5: 15

Finish Time 20: 49

Competition Area : Gumi Stadium, Gumi - Republic of Korea

Start	Bib	Athlete	M.F.											RESULT	Failures		Jump-off	RANK	Remarks
				4.82	4.97	5.12	5.22	5.32	5.42	5.52	5.62	Final	All						
1	386	Minsub Jin	KOR	—	0	—	0	X X X					5.22	0	3		10		
2	469	Muhammad Nafal Shahrul Afzam	MAS	X 0	X 0	X X X							4.97	1	5		14		
3	528	Hokett Delos Santos	PHI	X X 0	0	X X X							4.97	0	5		13		
4	358	Duhyeon Han	KOR	—	X X 0	—	X 0	—	X X X				5.22	1	6		12		
5	250	Idan Fauzan Rihman	INA	—	—	0	0	X X X					5.22	0	3		10		
6	598	Jun Yu Low	SGP	X X X									N/M						
7	278	Ameer Sabeeh Salthood	IRQ	—	0	0	X 0	X X 0 X X					5.32	2	6		8		
8	575	Hussain Asim M. Albizam	KSA	—	—	—	0	—	0	X —	X X		5.42	0	3		6		
9	647	Patsapong Arnsamarng	THA	—	—	—	0	—	0	X X 0 X 0			5.67	1	7		3		
10	313	Seito Yamamoto	JPN	—	—	—	X X 0 X X 0 0	X X —		X			5.42	0	7		7		

Recorder : Paul

Chief Judge : [Signature]

Referee : [Signature] S. Chinnamby



26th Asian Athletics Championships 2025 Gumi  
Gumi (Republic of Korea) | 27 - 31 May 2025  
Vertical Jump Events Record Card



Men's Pole Vault - Final / No. 502

Date: 2025. 24. 5. (Day 5)

Start Time 5:15

Finish Time 20:49

Competition Area: Gumi Stadium, Gumi - Republic of Korea

Start Bib	Athlete	M.F.											RESULT	Failures		Jump-off	RANK	Remarks
			4.82	4.99	5.12	5.22	5.32	5.42	5.52	5.62	5.72	5.82		Final	All			
11 134	Huang Bokai	CHN	—	—	—	—	—	—	—	—	—	—	5.12	0	3	X	2	
12 555	Seifeldin Mohamed A. Abdelsalam	QAT	—	—	—	—	—	—	—	—	—	—	5.62	1	4		4	
13 321	Tomoya Karasawa	JPN	—	—	—	—	—	—	—	—	—	—	5.32	2	6		8	
14 526	Ernest John Obiena	PHI	—	—	—	—	—	—	—	—	—	—	5.12	0	3	0	1	5.17
15 136	Li Chenyang	CHN	—	—	—	—	—	—	—	—	—	—	5.52	0	3		5	

Recorder: Impe.

Chief Judge: [Signature]

Referee: [Signature]

S. Chirapachan





# 26<sup>th</sup> ASIAN ATHLETICS CHAMPIONSHIPS

27. MAY ~31. MAY 2025 Gumi Stadium in Gumi KOREA



## FORM of CONFORMITY - Record of Scientific Measurement

"To ensure that the equipment is operating correctly, the Measurement Judge(Scientific) shall, before and after the event, supervise a set of measurements in conjunction with the judges and under the supervision of the Referee(and if possible, the ITO assigned to the event), to confirm agreement with results achieved using a calibrated certified steel tape. A form of conformity shall be issued and signed by all those involved in the test and attached to the results card." (WA Rule 135)

Name and Place of Facility:

Gumi Stadium in Gumi KOREA

Event:

Pole Vault

Female:

Male:

✓

Date:

3 / 05 / 2025

Start Time:

17:15

Finish Time:

20:49

Measurement Service Provider:

LEICA GEOSYSTEMS AG KOREA

Measurement Device

Type:

TS15 I5" R500

Manufacturer:

LEICA GEOSYSTEMS AG

Model:

VIVA TS16

Serial Number:

### Control Measurements\*

Steel Tape:	Manufacturer:	product No:		
		No. 1	No. 2	No. 3
Before Event:	By Device:	4.82	4.91	
	By Tape:			
Time:	Weather:	Temperature °C:		
		No. 1	No. 2	No. 3
After Event:	By Device:			
	By Tape:			
Time:	Weather:	Temperature °C:		

\*Control measurements to be taken over the range and spread of distances likely to be measured for the event.

Measurement Judgd (Name):

김주환

Signature:

김주환

Chief Judge (Name):

김주환

Signature:

김주환

Referee (Name):

S. Chirakomby

Signature:

S. Chirakomby

26<sup>th</sup> Asian Athletics Championships 2025 Gumi  
27 May ~ 31 May 2025. Gumi Stadium, Gumi Korea

2025구미아시아육상경기선수권대회  
2025년 5월 27일 ~ 5월 31일. 구미스타디움

## OFFICIAL RESULT

No. 503

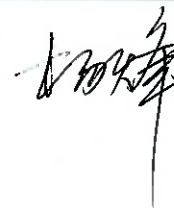
### Men's 200m

Final

31 May 2025 / 17:30

Wind : +0.8m/s

Rank	Bib	Name	M.F.	Birth	Lane	Result	Reaction Time	
1	322	Towa Uzawa	JPN	25 Nov 2002	5	<b>20.12</b>	0.147	CR
2	562	Abdulaziz Abdu I Atafi	KSA	2 Dec 2001	4	<b>20.31</b>	0.159	PB
3	213	Animesh Kujur	IND	2 Jun 2003	7	<b>20.32</b>	0.176	PB
4	314	Shota Iizuka	JPN	25 Jun 1991	3	<b>20.66</b>	0.187	SB
5	128	Chen Jinfeng	CHN	8 Aug 2004	8	<b>20.70</b>	0.208	PB
6	390	Seunghwan Ko	KOR	14 Nov 1997	6	<b>20.72</b>	0.156	
7	193	King Wai Yip	HKG	3 Mar 2005	2	<b>21.16</b>	0.158	
	143	Shi Junhao	CHN	27 Oct 2005	1	<b>DQ</b>		TR 16.8



### Record History

Page 1 / 1

Record	Result	Name	M.F.	Location	Date
WR	19.19	Usain BOLT	JAM	Olympiastadion, Berlin (GER)	20 Aug 2009
WL	19.84	Kenneth BEDNAREK	USA	Ansin Sports Complex, Miramar, FL (USA)	4 May 2025
AR	19.88	Zhenye XIE	CHN	Olympic Stadium, London (GBR)	21 Jul 2019
AL	20.05	Towa UZAWA	JPN	Prefectural Shizuoka Stadium, Fukuroi (JPN)	3 May 2025
CR	20.23	UZAWA Towa	JPN	Suphachalasai Stadium Bangkok (THA)	16 Jul 2023



## SUMMARY

No. 503

### Men's 200m

Final

31 May 2025 / 17:30

Rank	Group	Lane	Bib	Name	M.F.	Birth	Result	Medal		Wind
1	1	5	322	Towa Uzawa	JPN	25 Nov 2002	<b>20.12</b>	Gold	CR	+0.8
2	1	4	562	Abdulaziz Abdu I Atafi	KSA	2 Dec 2001	<b>20.31</b>	Silver	PB	+0.8
3	1	7	213	Animesh Kujur	IND	2 Jun 2003	<b>20.32</b>	Bronze	PB	+0.8
4	1	3	314	Shota Iizuka	JPN	25 Jun 1991	<b>20.66</b>		SB	+0.8
5	1	8	128	Chen Jinfeng	CHN	8 Aug 2004	<b>20.70</b>		PB	+0.8
6	1	6	390	Seunghwan Ko	KOR	14 Nov 1997	<b>20.72</b>			+0.8
7	1	2	193	King Wai Yip	HKG	3 Mar 2005	<b>21.16</b>			+0.8
	1	1	143	Shi Junhao	CHN	27 Oct 2005	<b>DQ</b>			TR 16.8 +0.8



### Record History

Page 1 / 1


Record	Result	Name	M.F.	Location	Date
WR	<b>19.19</b>	Usain BOLT	JAM	Olympiastadion, Berlin (GER)	20 Aug 2009
WL	<b>19.84</b>	Kenneth BEDNAREK	USA	Ansin Sports Complex, Miramar, FL (USA)	4 May 2025
AR	<b>19.88</b>	Zhenye XIE	CHN	Olympic Stadium, London (GBR)	21 Jul 2019
AL	<b>20.05</b>	Towa UZAWA	JPN	Prefectural Shizuoka Stadium, Fukuroi (JPN)	3 May 2025
CR	<b>20.23</b>	UZAWA Towa	JPN	Suphachalasai Stadium Bangkok (THA)	16 Jul 2023

## 제 26회 2025 구미아시아육상경기선수권대회 - Men 200m 결승 (EGUMI-13-5-12)

## 결승점 - 결과

출발: 2025-05-31 17:32:17.84 풍속: +0.8 M/S N

Rank	Bib	Lane	Name	Nation	Mark	승인	ReactTime	Laps
1	322	5	Towa Uzawa	JPN	20.115		0.147	
2	562	4	Abdulaziz Abdu I	KSA	20.303		0.159	
3	213	7	Animesh Kujur	IND	20.313		0.176	
4	314	3	Shota Iizuka	JPN	20.657		0.187	
5	128	8	Chen Jinfeng	CHN	20.699		0.208	
6	390	6	Seunghwan Ko	KOR	20.719		0.156	
7	193	2	King Wai Yip	HKG	21.157		0.158	
DQ	143	1	Shi Junhao	CHN		TR 16.8		



17.34

## SUMMARY


No. 504

### Women's 200m

Final

31 May 2025 / 17:40

Rank	Group	Lane	Bib	Name	M.F.	Birth	Result	Medal		Wind
1	1	5	1012	Chen Yujie	 CHN	29 Dec 2008	22.97	Gold	PB	+0.3
2	1	7	1346	Veronica Shanti Pereira	 SGP	20 Sep 1996	22.98	Silver	SB	+0.3
3	1	8	1026	Li Yuting	 CHN	3 May 2002	23.23	Bronze	SB	+0.3
4	1	6	1172	Remi Tsuruta	 JPN	18 Apr 1997	23.29		SB	+0.3
5	1	4	1091	Jyoti Yarraji	 IND	28 Aug 1999	23.47			+0.3
6	1	3	1330	Kristina Marie Knott	 PHI	25 Sep 1995	23.82			+0.3
7	1	1	1094	Nithya Gandhe	 IND	10 Nov 1999	23.90			+0.3
8	1	2	1384	Aminat Kamarudeen	 UAE	29 Aug 2007	23.92			+0.3



### Record History

Page 1 / 1

Record	Result	Name	M.F.	Location	Date
WR	21.34	Florence GRIFFITH-JOYNER	USA	Olympic Stadium, Seoul (KOR)	29 Sep 1988
WL	21.88	Julien ALFRED	LCA	Percy Beard Track, Gainesville, FL (USA)	18 Apr 2025
AR	22.01	Xuemei LI	CHN	Shanghai (CHN)	22 Oct 1997
AL	22.81	Veronica Shanti PEREIRA	SGP	Prefectural Shizuoka Stadium, Fukuroi (JPN)	3 May 2025
CR	22.70	PEREIRA Veronica Shanti	SGP	Suphachalasai Stadium Bangkok (THA)	16 Jul 2023

## OFFICIAL RESULT

No. 504

### Women's 200m

Final

31 May 2025 / 17:40

Wind: +0.3m/s

Rank	Bib	Name	M.F.	Birth	Lane	Result	Reaction Time	
1	1012	Chen Yujie	 CHN	29 Dec 2008	5	<b>22.97</b>	0.233	<b>PB</b>
2	1346	Veronica Shanti Pereira	 SGP	20 Sep 1996	7	<b>22.98</b>	0.208	<b>SB</b>
3	1026	Li Yuting	 CHN	3 May 2002	8	<b>23.23</b>	0.262	<b>SB</b>
4	1172	Remi Tsuruta	 JPN	18 Apr 1997	6	<b>23.29</b>	0.228	<b>SB</b>
5	1091	Jyoti Yarraji	 IND	28 Aug 1999	4	<b>23.47</b>	0.241	
6	1330	Kristina Marie Knott	 PHI	25 Sep 1995	3	<b>23.82</b>	0.212	
7	1094	Nithya Gandhe	 IND	10 Nov 1999	1	<b>23.90</b>	0.183	
8	1384	Aminat Kamarudeen	 UAE	29 Aug 2007	2	<b>23.92</b>	0.203	

杨宇婷

### Record History

Page 1 / 1

Record	Result	Name	M.F.	Location	Date
WR	21.34	Florence GRIFFITH-JOYNER	USA	Olympic Stadium, Seoul (KOR)	29 Sep 1988
WL	21.88	Julien ALFRED	LCA	Percy Beard Track, Gainesville, FL (USA)	18 Apr 2025
AR	22.01	Xuemei LI	CHN	Shanghai (CHN)	22 Oct 1997
AL	22.81	Veronica Shanti PEREIRA	SGP	Prefectural Shizuoka Stadium, Fukuroi (JPN)	3 May 2025
CR	22.70	PEREIRA Veronica Shanti	SGP	Suphachalasai Stadium Bangkok (THA)	16 Jul 2023

## 결승점 - 결과

Camera S/N: 705:

출발: 2025-05-31 17:40:37.66 풍속: +0.3 M/S NE

Rank	Bib	Lane	Name	Nation	Mark 승인	ReacTime	Laps
1	1012	5	Chen Yujie	CHN	22.963	0.233	
2	1346	7	Veronica Shanti P	SGP	22.979	0.208	
3	1026	8	Li Yuting	CHN	23.222	0.262	
4	1172	6	Remi Tsuruta	JPN	23.288	0.228	
5	1091	4	Jyoti Yarraji	IND	23.468	0.241	
6	1330	3	Kristina Marie Kno	PHI	23.815	0.212	
7	1094	1	Nithya Gandhe	IND	23.891	0.183	
8	1384	2	Aminat Kamarude	UAE	23.912	0.203	



17.22



## SUMMARY

No. 505

### Women's 400m Hurdles

Final

31 May 2025 / 17:50

Rank	Group	Lane	Bib	Name	M.F.	Birth	Result	Medal	
1	1	5	1034	Mo Jiadie	 CHN	6 Jan 2000	55.31	Gold	AL
2	1	4	1001	Oluwakemi Mujidat Adekoya	 BRN	16 Jan 1993	55.32	Silver	AL
3	1	6	1112	Vithya Ramraj	 IND	20 Sep 1998	56.46	Bronze	
4	1	3	1193	Adelina Zems	 KAZ	25 Dec 1998	56.73		PB
5	1	1	1332	Robyn Lauren Brown	 PHI	27 Jul 1994	56.98		SB
6	1	7	1417	Quach Thi Lan	 VIE	18 Oct 1995	57.04		
7	1	8	1088	Anu Raghavan	 IND	20 Apr 1993	57.46		SB
8	1	2	1385	Mariam Kareem	 UAE	25 Jan 2008	58.35		

*Handwritten signature*

### Record History

Record	Result	Name	M.F.	Location	Date
WR	50.37	Sydney MCLAUGHLIN-LEVRONE	USA	Stade de France, Paris (FRA)	8 Aug 2024
WL	52.07	Sydney MCLAUGHLIN-LEVRONE	USA	Ansin Sports Complex, Miramar, FL (USA)	3 May 2025
AR	53.09	Kemi ADEKOYA	BRN	Nemzeti Atlétikai Központ, Budapest (HUN)	24 Aug 2023
AL	55.52	Jiadie MO	CHN	Zhaoqing Sports Center, Zhaoqing (CHN)	12 Apr 2025
CR	54.31	Adekoya Oluwakemi	BRN	Sports Center Stadium Wuhan(CHN)	3 Jun 2015

## OFFICIAL RESULT

No. 505

### Women's 400m Hurdles

Final

31 May 2025 / 17:50

Rank	Bib	Name	M.F.	Birth	Lane	Result	Reaction Time	
1	1034	Mo Jiadie	 CHN	6 Jan 2000	5	<b>55.31</b>	0.304	AL
2	1001	Oluwakemi Mujidat Adekoya	 BRN	16 Jan 1993	4	<b>55.32</b>	0.245	AL
3	1112	Vithya Ramraj	 IND	20 Sep 1998	6	<b>56.46</b>	0.261	
4	1193	Adelina Zems	 KAZ	25 Dec 1998	3	<b>56.73</b>	0.474	PB
5	1332	Robyn Lauren Brown	 PHI	27 Jul 1994	1	<b>56.98</b>	0.254	SB
6	1417	Quach Thi Lan	 VIE	18 Oct 1995	7	<b>57.04</b>	0.298	
7	1088	Anu Raghavan	 IND	20 Apr 1993	8	<b>57.46</b>	0.298	SB
8	1385	Mariam Kareem	 UAE	25 Jan 2008	2	<b>58.35</b>	0.328	

楊峰

### Record History

Page 1 / 1


Record	Result	Name	M.F.	Location	Date
WR	50.37	Sydney MCLAUGHLIN-LEVRONE	USA	Stade de France, Paris (FRA)	8 Aug 2024
WL	52.07	Sydney MCLAUGHLIN-LEVRONE	USA	Ansin Sports Complex, Miramar, FL (USA)	3 May 2025
AR	53.09	Kemi ADEKOYA	BRN	Nemzeti Atlétikai Központ, Budapest (HUN)	24 Aug 2023
AL	55.52	Jiadie MO	CHN	Zhaoqing Sports Center, Zhaoqing (CHN)	12 Apr 2025
CR	54.31	Adekoya Oluwakemi	BRN	Sports Center Stadium Wuhan(CHN)	3 Jun 2015

## 결승점 - 결과

Camera SN: 7052

출발: 2025-05-31 17:50:29.44

Rank	Bib	Lane	Name	Nation	Mark 승인	ReactTime	Laps
1	1034	5	Mo Jiadie	CHN	55.309	0.304	
2	1001	4	Oluwakemi Mujida	BRN	55.312	0.245	
3	1112	6	Vithya Ramraj	IND	56.457	0.261	
4	1193	3	Adelina Zems	KAZ	56.723	0.474	
5	1332	1	Robyn Lauren Bro	PHI	56.979	0.254	
6	1417	7	Quach Thi Lan	VI	57.031	0.298	
7	1088	8	Anu Raghavan	IND	57.456	0.298	
8	1385	2	Mariam Kareem	UAE	58.347	0.328	

  
17.52.

## SUMMARY

No. 506

### Men's 400m Hurdles

Final

31 May 2025 / 18:00

Rank	Group	Lane	Bib	Name	M.F.	Birth	Result	Medal
1	1	5	540	Abderrahman Almoubarrake S Al Saleck	QAT	5 Sep 1995	48.00	Gold
2	1	1	547	Bassem Mohamed A A Hemeida	QAT	28 Mar 2000	49.44	Silver
3	1	4	168	Chung Wei Lin	TPE	3 Feb 2004	49.73	Bronze
4	1	6	317	Shunta Inoue	JPN	4 Jul 2002	50.02	
5	1	2	267	Mahdi Pirjahan	IRI	23 Sep 1999	50.51	
6	1	8	432	Marc Anthony Ibrahim Ibrahim	LBN	5 Dec 2002	50.56	
7	1	7	150	Xie Zhiyu	CHN	24 Mar 2000	50.57	
8	1	3	597	Jun Jie Calvin Quek	SGP	26 Feb 1996	50.94	



### Record History

Page 1 / 1

Record	Result	Name	M.F.	Location	Date
WR	45.94	Karsten WARHOLM	NOR	National Stadium, Tokyo (JPN)	3 Aug 2021
WL	47.28	Karsten WARHOLM	NOR	China Textile City Sports Centre, Shaoxing/Keqiao (CHN)	3 May 2025
AR	46.98	Abderrahman SAMBA	QAT	Stade Charléty, Paris (FRA)	30 Jun 2018
AL	48.62	Ken TOYODA	JPN	Prefectural Shizuoka Stadium, Fukuroi (JPN)	3 May 2025
CR	47.51	SAMBA Abderrahman	QAT	Khalifa International Stadium Doha (QAT)	22 Apr 2019

## OFFICIAL RESULT

No. 506

### Men's 400m Hurdles

Final

31 May 2025 / 18:00

Rank	Bib	Name	M.F.	Birth	Lane	Result	Reaction Time	
1	540	Abderrahman Almoubarrake S Al Saleck	QAT	5 Sep 1995	5	<b>48.00</b>	0.284	AL
2	547	Bassem Mohamed A A Hemeida	QAT	28 Mar 2000	1	<b>49.44</b>	0.176	SB
3	168	Chung Wei Lin	TPE	3 Feb 2004	4	<b>49.73</b>	0.203	
4	317	Shunta Inoue	JPN	4 Jul 2002	6	<b>50.02</b>	0.258	
5	267	Mahdi Pirjahan	IRI	23 Sep 1999	2	<b>50.51</b>	0.177	
6	432	Marc Anthony Ibrahim Ibrahim	LBN	5 Dec 2002	8	<b>50.56</b>	0.235	SB
7	150	Xie Zhiyu	CHN	24 Mar 2000	7	<b>50.57</b>	0.241	
8	597	Jun Jie Calvin Quek	SGP	26 Feb 1996	3	<b>50.94</b>	0.214	

*Handwritten signature*

### Record History

Page 1 / 1

Record	Result	Name	M.F.	Location	Date
WR	45.94	Karsten WARHOLM	NOR	National Stadium, Tokyo (JPN)	3 Aug 2021
WL	47.28	Karsten WARHOLM	NOR	China Textile City Sports Centre, Shaoxing/Keqiao (CHN)	3 May 2025
AR	46.98	Abderrahman SAMBA	QAT	Stade Charléty, Paris (FRA)	30 Jun 2018
AL	48.62	Ken TOYODA	JPN	Prefectural Shizuoka Stadium, Fukuroi (JPN)	3 May 2025
CR	47.51	SAMBA Abderrahman	QAT	Khalifa International Stadium Doha (QAT)	22 Apr 2019




## 결승점 - 결과

Camera S/N: 70521

출발: 2025-05-31 18:00:33.06

Rank	Bib	Lane	Name	Nation	Mark 승인	ReactTime	Laps
1	540	5	Abderrahman Alm	QAT	47.999	0.284	
2	547	1	Bassem Mohamed	QAT	49.431	0.176	
3	168	4	Chung Wei Lin	TPE	49.728	0.203	
4	317	6	Shunta Inoue	JPN	50.017	0.258	
5	267	2	Mahdi Pirjahan	IRI	50.509	0.177	
6	432	8	Marc Anthony Ibr	LBN	50.554	0.235	
7	150	7	Xie Zhiyu	CHN	50.566	0.241	
8	597	3	Jun Jie Calvin Que	SGP	50.933	0.214	

  
18.19

## SUMMARY

No. 507

### Women's 5000m

Final

31 May 2025 / 18:10

Rank	Group	Order	Bib	Name	M.F.	Birth	Result	Medal		
1	1	11	1204	Norah Jeruto Tanui	KAZ	2 Oct 1995	14:58.71	Gold	CR	P-637
2	1	12	1095	Parul Chaudhary	IND	15 Apr 1995	15:15.33	Silver		P-638
3	1	13	1181	Yuma Yamamoto	JPN	1 May 2000	15:16.86	Bronze		P-639
4	1	7	1018	He Wuga	CHN	28 Jul 1998	15:23.96		SB	P-612
5	1	8	1102	Sanjivani Baburao Jadhav	IND	12 Jul 1996	15:36.40		SB	P-613
6	1	5	1414	Nguyen Thi Oanh	VIE	15 Aug 1995	15:46.11		PB	P-610
7	1	10	1177	Sora Shinozakura	JPN	9 Aug 2001	15:54.15			P-636
8	1	9	1324	Layla Almasri	PLE	26 Jun 1999	15:57.15			P-614
9	1	6	1253	Yujin Kim	KOR	21 Jul 1996	16:06.41		SB	P-611
10	1	3	1234	Jungyoon Choi	KOR	13 Jun 1993	16:25.32		PB	P-608
11	1	4	1353	Methmi Rasara Wijesuriya Wijesooriya Arachchilage	SRI	24 Nov 2002	16:29.15			P-609
12	1	1	1236	Kyunghee Lim	KOR	16 Nov 1982	16:45.20		SB	P-606
13	1	14	1187	Hebah Hammoud Ameen Hammoud	JOR	2 Sep 2001	18:14.38			P-640
	1	2	1270	Ainuska Kalil Kyzy	KGZ	9 Dec 2003	DNF			P-607



## Record History

Page 1 / 1

Record	Result	Name	M.F.	Location	Date
WR	14:00.21	Gudaf TSEGAY	ETH	Hayward Field, Eugene, OR (USA)	17 Sep 2023
WL	14:25.80	Agnes Jebet NGETICH	KEN	Ansin Sports Complex, Miramar, FL (USA)	2 May 2025
AR	14:28.09	Jiang BO	CHN	Shanghai (CHN)	23 Oct 1997
AL	15:12.97	Yuma YAMAMOTO	JPN	Egao Kenko Stadium, Kumamoto (JPN)	12 Apr 2025
CR	15:12.84	Desalegn Betlhem	UAE	Pune (IND)	7 Jul 2013

## OFFICIAL RESULT

No. 507

### Women's 5000m

Final

31 May 2025 / 18:10

Rank	Bib	Name	M.F.	Birth	Order	Result		
1	1204	Norah Jeruto Tanui	KAZ	2 Oct 1995	11	14:58.71	CR	P-637
2	1095	Parul Chaudhary	IND	15 Apr 1995	12	15:15.33		P-638
3	1181	Yuma Yamamoto	JPN	1 May 2000	13	15:16.86		P-639
4	1018	He Wuga	CHN	28 Jul 1998	7	15:23.96	SB	P-612
5	1102	Sanjivani Baburao Jadhav	IND	12 Jul 1996	8	15:36.40	SB	P-613
6	1414	Nguyen Thi Oanh	VIE	15 Aug 1995	5	15:46.11	PB	P-610
7	1177	Sora Shinozakura	JPN	9 Aug 2001	10	15:54.15		P-636
8	1324	Layla Almasri	PLE	26 Jun 1999	9	15:57.15		P-614
9	1253	Yujin Kim	KOR	21 Jul 1996	6	16:06.41	SB	P-611
10	1234	Jungyoon Choi	KOR	13 Jun 1993	3	16:25.32	PB	P-608
11	1353	Methmi Rasara Wijesuriya Wijesooriya Arachchilage	SRI	24 Nov 2002	4	16:29.15		P-609
12	1236	Kyunghee Lim	KOR	16 Nov 1982	1	16:45.20	SB	P-606
13	1187	Hebah Hammoud Ameen Hammoud	JOR	2 Sep 2001	14	18:14.38		P-640
	1270	Ainuska Kalil Kyzy	KGZ	9 Dec 2003	2	DNF		P-607



### Record History

Page 1 / 1

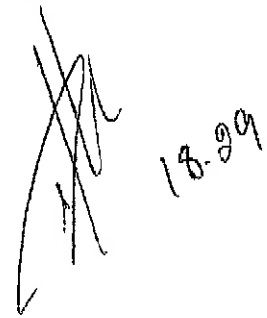
Record	Result	Name	M.F.	Location	Date
WR	14:00.21	Gudaf TSEGAY	ETH	Hayward Field, Eugene, OR (USA)	17 Sep 2023
WL	14:25.80	Agnes Jebet NGETICH	KEN	Ansin Sports Complex, Miramar, FL (USA)	2 May 2025
AR	14:28.09	Jiang BO	CHN	Shanghai (CHN)	23 Oct 1997
AL	15:12.97	Yuma YAMAMOTO	JPN	Egao Kenko Stadium, Kumamoto (JPN)	12 Apr 2025
CR	15:12.84	Desalegn Betlhem	UAE	Pune (IND)	7 Jul 2013

## 결승점 - 결과

Camera S/N: 7052

출발: 2025-05-31 18:10:45.12

Rank	Bib	Lane	Name	Nation	Mark	Cum. Split Ti	Last Split	Laps
1	1204	11	Norah Jeruto Tanui	KAZ	14:58.708	14:58.708	1:10.565	0
2	1095	12	Parul Chaudhary	IND	15:15.322	15:15.322	1:03.658	0
3	1181	13	Yuma Yamamoto	JPN	15:16.854	15:16.854	1:05.461	0
4	1018	7	He Wuga	CHN	15:23.952	15:23.952	1:12.379	0
5	1102	8	Sanjivani Baburao Jad	IND	15:36.391	15:36.391	1:13.686	0
6	1414	5	Nguyen Thi Oanh	VIE	15:46.101	15:46.101	1:06.479	0
7	1177	10	Sora Shinozakura	JPN	15:54.146	15:54.146	1:15.991	0
8	1324	9	Layla Almasri	PLE	15:57.141	15:57.141	1:12.895	0
9	1253	6	Yujin Kim	KOR	16:06.404	16:06.404	1:15.380	0
10	1234	3	Jungyeon Choi	KOR	16:25.315	16:25.315	1:12.901	0
11	1353	4	Methmi Rasara Wijesu	SRI	16:29.141	16:29.141	1:16.278	0
12	1236	1	Kyunghee Lim	KOR	16:45.192	16:45.192	1:18.888	0
13	1187	14	Hebah Hammoud Am	JOR	18:14.372	18:14.372	1:23.108	0
DNF	1270	2	Ainuska Kalil Kyzy	KGZ		10:08.333	1:27.780	5



## SUMMARY

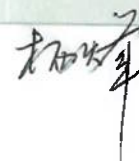
No. 508

### Women's 800m

Final

31 May 2025 / 18:50

Rank	Group	Lane	Bib	Name	M.F.	Birth	Result	Medal	
1	1	3	1038	<b>Wu Hongjiao</b>	 CHN	25 Jul 2003	<b>2:00.08</b>	Gold	AL, CR P-643
2	1	4	1173	<b>Rin Kubo</b>	 JPN	20 Jan 2008	<b>2:00.42</b>	Silver	P-644
3	1	5	1097	<b>Pooja Pooja</b>	 IND	17 Jun 2002	<b>2:01.89</b>	Bronze	PB P-645
4	1	7	1111	<b>Twinkle Chaudhary</b>	 IND	17 Oct 1995	<b>2:03.33</b>		P-647
5	1	6	1154	<b>Ayano Shiomi</b>	 JPN	26 Nov 1999	<b>2:03.59</b>		SB P-646
6	1	1	1023	<b>Li Chunhui</b>	 CHN	29 Mar 2001	<b>2:06.83</b>		P-641
7	1	2	1328	<b>Bernalyn Bejoy</b>	 PHI	9 Jan 2001	<b>2:07.53</b>		P-642
8	1	8	1246	<b>Somang Shin</b>	 KOR	4 Apr 1993	<b>2:08.59</b>		P-648



## Record History

Page 1 / 1

Record	Result	Name	M.F.	Location	Date
WR	01:53.28	Jarmila KRATOCHVÍLOVÁ	TCH	München (GER)	26 Jul 1983
WL	01:56.64	Tsige DUGUMA	ETH	China Textile City Sports Centre, Shaoxing/Keqiao (CHN)	3 May 2025
AR	01:55.54	Dong LIU	CHN	Beijing (CHN)	9 Sep 1993
AL	02:00.28	Rin KUBO	JPN	Prefectural Shizuoka Stadium, Fukuroi (JPN)	3 May 2025
CR	02:00.66	DISSANAYAKA M. T. D. KARUNARATHNA	SRI	Suphachalasai Stadium Bangkok (THA)	16 Jul 2023



## OFFICIAL RESULT


No. 508

### Women's 800m

Final

31 May 2025 / 18:50

Rank	Bib	Name	M.F.	Birth	Lane	Result		
1	1038	Wu Hongjiao	 CHN	25 Jul 2003	3	2:00.08	AL, CR	P-643
2	1173	Rin Kubo	 JPN	20 Jan 2008	4	2:00.42		P-644
3	1097	Pooja Pooja	 IND	17 Jun 2002	5	2:01.89	PB	P-645
4	1111	Twinkle Chaudhary	 IND	17 Oct 1995	7	2:03.33		P-647
5	1154	Ayano Shiomi	 JPN	26 Nov 1999	6	2:03.59	SB	P-646
6	1023	Li Chunhui	 CHN	29 Mar 2001	1	2:06.83		P-641
7	1328	Bernalyn Bejoy	 PHI	9 Jan 2001	2	2:07.53		P-642
8	1246	Somang Shin	 KOR	4 Apr 1993	8	2:08.59		P-648



### Record History

Page 1 / 1

Record	Result	Name	M.F.	Location	Date
WR	01:53.28	Jarmila KRATOCHVÍLOVÁ	TCH	München (GER)	26 Jul 1983
WL	01:56.64	Tsige DUGUMA	ETH	China Textile City Sports Centre, Shaoxing/Keqiao (CHN)	3 May 2025
AR	01:55.54	Dong LIU	CHN	Beijing (CHN)	9 Sep 1993
AL	02:00.28	Rin KUBO	JPN	Prefectural Shizuoka Stadium, Fukuroi (JPN)	3 May 2025
CR	02:00.66	DISSANAYAKA M. T. D. KARUNARATHNA	SRI	Suphachalasai Stadium Bangkok (THA)	16 Jul 2023

## 결승점 - 결과

Camera S/N: 70526

출발: 2025-05-31 18:50:07.61

Rank	Bib	Lane	Name	Nation	Mark	승인	Cum. Split	Last Split	Laps
1	1038	3	Wu Hongjia	CHN	2:00.075	P-643	2:00.075	1:00.519	0
2	1173	4	Rin Kubo	JPN	2:00.416	P-644	2:00.416	1:01.042	0
3	1097	5	Pooja Pooja	IND	2:01.885	P-645	2:01.885	1:02.164	0
4	1111	7	Twinkle Cha	IND	2:03.330	P-647	2:03.330	1:03.955	0
5	1154	6	Ayano Shio	JPN	2:03.583	P-646	2:03.583	1:04.501	0
6	1023	1	Li Chunhui	CHN	2:06.825	P-641	2:06.825	1:06.940	0
7	1328	2	Bernalyn Be	PHI	2:07.527	P-642	2:07.527	1:07.133	0
8	1246	8	Somang Shi	KOR	2:08.588	P-648	2:08.588	1:06.305	0



18.52

## SUMMARY

No. 509

### Men's 800m

Final

31 May 2025 / 19:15

Rank	Group	Lane	Bib	Name	M.F.	Birth	Result	Medal		
1	1	4	408	Ebrahim Alzofairi	 KUW	8 May 1989	<b>1:44.59</b>	Gold		P-652
2	1	7	260	Ali Amirian	 IRI	17 Sep 2003	<b>1:44.97</b>	Silver		P-655
3	1	1	542	Abubaker Haydar H Abdalla	 QAT	28 Aug 1996	<b>1:45.20</b>	Bronze		P-649
4	1	3	324	Yukichi Ishii	 JPN	11 Jun 2002	<b>1:46.74</b>			P-651
5	1	6	304	Ko Ochiai	 JPN	17 Aug 2006	<b>1:48.01</b>			P-654
6	1	2	149	Xi Xiaoheng	 CHN	8 Dec 1999	<b>1:48.45</b>			P-650
7	1	8	220	Krishan Kumar	 IND	12 Oct 1997	<b>1:48.72</b>			P-656
8	1	5	214	Anu Kumar	 IND	2 Nov 2002	<b>1:58.04</b>			P-653

  
TB

### Record History

Record	Result	Name	M.F.	Location	Date
WR	01:40.91	David RUDISHA	KEN	Olympic Stadium, London (GBR)	9 Aug 2012
WL	01:43.11	Tshepiso MSALELA	BOT	Suhaim bin Hamad Stadium, Doha (QAT)	16 May 2025
AR	01:42.79	Yusuf Saad KAMEL	BRN	Stade Louis II, Monaco (MON)	29 Jul 2008
AL	01:45.16	Ko OCHIAI	JPN	Prefectural Shizuoka Stadium, Fukuroi (JPN)	3 May 2025
CR	01:44.27	Saeed Sultan Majed	QAT	Moon hak Stadium Incheon (KOR)	4 Sep 2005

## OFFICIAL RESULT

No. 509

### Men's 800m

Final

31 May 2025 / 19:15

Rank	Bib	Name	M.F.	Birth	Lane	Result	
1	408	Ebrahim Alzofairi	 KUW	8 May 1989	4	<b>1:44.59</b>	<b>AL</b> P-652
2	260	Ali Amirian	 IRI	17 Sep 2003	7	<b>1:44.97</b>	P-655
3	542	Abubaker Haydar H Abdalla	 QAT	28 Aug 1996	1	<b>1:45.20</b>	P-649
4	324	Yukichi Ishii	 JPN	11 Jun 2002	3	<b>1:46.74</b>	P-651
5	304	Ko Ochiai	 JPN	17 Aug 2006	6	<b>1:48.01</b>	P-654
6	149	Xi Xiaoheng	 CHN	8 Dec 1999	2	<b>1:48.45</b>	P-650
7	220	Krishan Kumar	 IND	12 Oct 1997	8	<b>1:48.72</b>	P-656
8	214	Anu Kumar	 IND	2 Nov 2002	5	<b>1:58.04</b>	P-653

### Record History

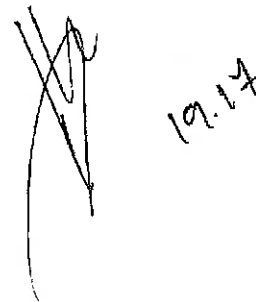
Record	Result	Name	M.F.	Location	Date
WR	<b>01:40.91</b>	David RUDISHA	KEN	Olympic Stadium, London (GBR)	9 Aug 2012
WL	<b>01:43.11</b>	Tshepiso MASALELA	BOT	Suhaim bin Hamad Stadium, Doha (QAT)	16 May 2025
AR	<b>01:42.79</b>	Yusuf Saad KAMEL	BRN	Stade Louis II, Monaco (MON)	29 Jul 2008
AL	<b>01:45.16</b>	Ko OCHIAI	JPN	Prefectural Shizuoka Stadium, Fukuroi (JPN)	3 May 2025
CR	<b>01:44.27</b>	Saeed Sultan Majed	QAT	Moon hak Stadium Incheon (KOR)	4 Sep 2005

## 결승점 - 결과

Camera S/N: 7050

출발: 2025-05-31 19:15:08.03

Rank	Bib	Lane	Name	Nation	Mark	승인	Cum. Split	Last Split	Laps
1	408	4	Ebrahim Alz	KUW	1:44.582	P-652	1:44.582		0
2	260	7	Ali Amirian	IRI	1:44.965	P-655	1:44.965		0
3	542	1	Abubaker H	QAT	1:45.200	P-649	1:45.200		0
4	324	3	Yukichi Ishii	JPN	1:46.734	P-651	1:46.734	55.895	0
5	304	6	Ko Ochiai	JPN	1:48.002	P-654	1:48.002	56.593	0
6	149	2	Xi Xiaoheng	CHN	1:48.442	P-650	1:48.442	56.855	0
7	220	8	Krishan Ku	IND	1:48.716	P-656	1:48.716	57.352	0
8	214	5	Anu Kumar	IND	1:58.034	P-653	1:58.034	1:05.335	0



19.17



## SUMMARY

No. 510

### Women's 4x100 Relay

Final

31 May 2025 / 19:35

Rank	Group	Lane	M.F.	Bib	Name	Birth	Result	Medal
1	1	7	 CHN	1012	Chen Yujie	29 Dec 2008	43.28	Gold
				1026	Li Yuting	3 May 2002		
				1043	Zhu Junying	9 Sep 2004		
				1027	Liang Xiaojing	7 Apr 1997		
2	1	3	 IND	1108	Srabani Nanda	7 May 1991	43.86	Silver
				1106	Sneha Sathyanarayana Shanuvalli	27 Mar 1998		
				1084	Abinaya Rajarajan	21 Nov 2006		
				1094	Nithya Gandhe	10 Nov 1999		
3	1	5	 THA	1369	Jirapat Khanonta	12 Sep 2005	44.26	Bronze
				1374	Supanich Poolkerd	28 Nov 1997		
				1373	Sukanda Petraksa	15 Aug 2003		
				1363	Athicha Phetkun	26 Jul 2005		
4	1	8	 KOR	1222	Eunbin Lee	4 Aug 2006	44.45	PB
				1219	Daseul Kang	5 Oct 1992		
				1244	Soeun Kim	3 May 2003		
				1218	Daeun Kim	3 May 2003		
5	1	6	 SGP	1347	Ying Tong, Shannon Tan	20 Nov 2009	44.66	PB
				1344	Shee Ru Elizabeth-ann Tan	23 Sep 2003		
				1346	Veronica Shanti Pereira	20 Sep 1996		
				1342	Laavinia D/o Jaiganth	22 Jan 2006		
6	1	2	 MAS	1286	Azreen Nabila Alias	29 Jun 2000	44.75	
				1298	Zaidatul Husniah Zulkifli	20 Aug 1993		
				1292	Nur Afrina Batrisyia Mohamad Rizal	20 Sep 2004		
				1293	Nur Aishah Rofina Aling	31 Jan 1999		
7	1	4	 HKG	1071	Pui Kei Chan	24 Mar 2000	44.88	PB
				1066	Hoi Man Chloe Pak	9 Apr 2006		
				1061	Cheuk Man Serena Tang	1 Sep 2005		
				1064	Chun Ki Kong	17 Feb 1998		

*Handwritten signature: H-Selki*

### Record History

Page 1 / 1

Record	Result	Name	M.F.	Location	Date
WR	40.82	United States	USA	Olympic Stadium, London (GBR)	10 Aug 2012
WL	41.74	USA Red	USA	Mike A. Myers Stadium, Austin, TX (USA)	29 Mar 2025
AR	42.23	Sichuan	CHN	Shanghai (CHN)	23 Oct 1997
CR	42.87	China Team	CHN	Khalifa International Stadium Doha (QAT)	21 Apr 2019

## OFFICIAL RESULT

No. 510

### Women's 4x100 Relay

Final

31 May 2025 / 19:35

Rank	M.F.	Bib	Name	Birth	Lane	Reaction Time	Result
1	 CHN	1012	Chen Yujie	29 Dec 2008	7	0.258	<b>43.28</b> <span>SB</span>
		1026	Li Yuting	3 May 2002			
		1043	Zhu Junying	9 Sep 2004			
		1027	Liang Xiaojing	7 Apr 1997			
2	 IND	1108	Srabani Nanda	7 May 1991	3	0.188	<b>43.86</b> <span>SB</span>
		1106	Sneha Sathyanarayana Shanuvalli	27 Mar 1998			
		1084	Abinaya Rajarajan	21 Nov 2006			
		1094	Nithya Gandhe	10 Nov 1999			
3	 THA	1369	Jirapat Khanonta	12 Sep 2005	5	0.191	<b>44.26</b> <span>PB</span>
		1374	Supanich Poolkerd	28 Nov 1997			
		1373	Sukanda Petraksa	15 Aug 2003			
		1363	Athicha Phetkun	26 Jul 2005			
4	 KOR	1222	Eunbin Lee	4 Aug 2006	8	0.179	<b>44.45</b> <span>PB</span>
		1219	Daseul Kang	5 Oct 1992			
		1244	Soeun Kim	3 May 2003			
		1218	Daeun Kim	3 May 2003			
5	 SGP	1347	Ying Tong, Shannon Tan	20 Nov 2009	6	0.168	<b>44.66</b> <span>PB</span>
		1344	Shee Ru Elizabeth-ann Tan	23 Sep 2003			
		1346	Veronica Shanti Pereira	20 Sep 1996			
		1342	Laavinia D/o Jaiganth	22 Jan 2006			
6	 MAS	1286	Azreen Nabila Alias	29 Jun 2000	2	0.222	<b>44.75</b>
		1298	Zaidatul Husniah Zulkifli	20 Aug 1993			
		1292	Nur Afrina Batrisyia Mohamad Rizal	20 Sep 2004			
		1293	Nur Aishah Rofina Aling	31 Jan 1999			
7	 HKG	1071	Pui Kei Chan	24 Mar 2000	4	0.168	<b>44.88</b> <span>PB</span>
		1066	Hoi Man Chloe Pak	9 Apr 2006			
		1061	Cheuk Man Serena Tang	1 Sep 2005			
		1064	Chun Ki Kong	17 Feb 1998			

*H. Sekh*

### Record History

Page 1 / 1


Record	Result	Name	M.F.	Location	Date
WR	40.82	United States	USA	Olympic Stadium, London (GBR)	10 Aug 2012
WL	41.74	USA Red	USA	Mike A. Myers Stadium, Austin, TX (USA)	29 Mar 2025
AR	42.23	Sichuan	CHN	Shanghai (CHN)	23 Oct 1997
CR	42.87	China Team	CHN	Khalifa International Stadium Doha (QAT)	21 Apr 2019

## 결승점 - 결과

Camera S/N: 7052

출발: 2025-05-31 19:35:27.63

Rank	Bib	Lane	Name	Nation	Mark	ReactTime	Laps
1		7		CHN	43.279	0.258	
2		3		IND	43.856	0.188	
3		5		THA	44.257	0.191	
4		8		KOR	44.444	0.179	
5		6		SGP	44.659	0.168	
6		2		MAS	44.743	0.222	
7		4		HKG	44.871	0.168	



19.39

## SUMMARY

No. 511

### Men's 4x100 Relay

Final

31 May 2025 / 19:45

Rank	Group	Lane	M.F.	Bib	Name	Birth	Result	Medal
1	1	4	KOR	384	Minjun Seo	15 Jan 2004	38.49	Gold 
				375	Joeljin Nwamadi	6 Feb 2006		
				367	Jaeseong Lee	18 Jun 2001		
				379	Junhyuk Lee	15 Jan 2001		
2	1	6	THA	645	Natawat Iamudom	17 Feb 2003	38.78	Silver
				653	Thawatchai Himaiaad	21 Jan 2004		
				637	Chayut Khongprasit	31 Jan 1999		
				649	Puripol Boonson	13 Jan 2006		
3	1	3	HKG	205	Yat Lok Chan	6 Jan 2007	39.10	Bronze 
				191	Hong Kit Lee	27 Apr 1997		
				187	Chun Ting Kwok	17 Oct 2007		
				195	Magnus Prostur Johannsson	16 Dec 2006		
4	1	8	TPE	170	Jian Rong Chen	16 Apr 2003	40.14	
				173	Tai Sheng Wei	20 Aug 2000		
				181	Zuo Jyun Huang	25 Jul 2003		
				179	Yun Chen Li	2 Oct 2001		
5	1	2	INA	255	Wahyu Setiawan	18 Apr 1997	40.15	
				254	Sudirman Hadi	9 Mar 1996		
				246	Adith Rico Pradana	7 Mar 2001		
				247	Bayu Kertanegara	15 Dec 1997		
	1	7	SGP	596	Hong An, Daryl Tan	18 Dec 2001	DQ	TR 24.7
				606	Yan Teo	18 Jun 2005		
				605	Xander Ann Heng Ho	19 May 2000		
				600	Marc Brian Louis	7 Aug 2002		
	1	5	CHN	143	Shi Junhao	27 Oct 2005	DQ	TR 24.7
				153	Zeng Keli	28 Sep 2006		
				147	Wang Shengjie	31 Mar 2000		
				132	He Jinxian	13 Nov 2006		

Track Referee  
H. Selan

### Record History

Page 1 / 1

Record	Result	Name	M.F.	Location	Date
WR	36.84	Jamaica	JAM	Olympic Stadium, London (GBR)	11 Aug 2012
WL	37.61	South Africa	RSA	Tianhe Sports Center, Guangzhou (CHN)	11 May 2025
AR	37.43	Japan	JPN	Khalifa International Stadium, Doha (QAT)	5 Oct 2019
CR	38.55	Thailand Team	THA	Supachalasai National Stadium, Bangkok (THA)	16 Jul 2023

## OFFICIAL RESULT

No. 511

### Men's 4x100 Relay

Final

31 May 2025 / 19:45

Rank	M.F.	Bib	Name	Birth	Lane	Reaction Time	Result
1	 KOR	384	Minjun Seo	15 Jan 2004	4	0.154	38.49 CR
		375	Joeljin Nwamadi	6 Feb 2006			
		367	Jaeseong Lee	18 Jun 2001			
		379	Junhyuk Lee	15 Jan 2001			
2	 THA	645	Natawat lamudom	17 Feb 2003	6	0.245	38.78
		653	Thawatchai Himaiaad	21 Jan 2004			
		637	Chayut Khongprasit	31 Jan 1999			
		649	Puripol Boonson	13 Jan 2006			
3	 HKG	205	Yat Lok Chan	6 Jan 2007	3	0.204	39.10 PB
		191	Hong Kit Lee	27 Apr 1997			
		187	Chun Ting Kwok	17 Oct 2007			
		195	Magnus Prostur Johannsson	16 Dec 2006			
4	 TPE	170	Jian Rong Chen	16 Apr 2003	8	0.256	40.14
		173	Tai Sheng Wei	20 Aug 2000			
		181	Zuo Jyun Huang	25 Jul 2003			
		179	Yun Chen Li	2 Oct 2001			
5	 INA	255	Wahyu Setiawan	18 Apr 1997	2	0.203	40.15
		254	Sudirman Hadi	9 Mar 1996			
		246	Adith Rico Pradana	7 Mar 2001			
		247	Bayu Kertanegara	15 Dec 1997			
	 CHN	143	Shi Junhao	27 Oct 2005	5		DQ TR 24.7
		153	Zeng Keli	28 Sep 2006			
		147	Wang Shengjie	31 Mar 2000			
		132	He Jinxian	13 Nov 2006			
	 SGP	596	Hong An, Daryl Tan	18 Dec 2001	7		DQ TR 24.7
		606	Yan Teo	18 Jun 2005			
		605	Xander Ann Heng Ho	19 May 2000			
		600	Marc Brian Louis	7 Aug 2002			

Track Referee  
H Selin

### Record History

Page 1 / 1

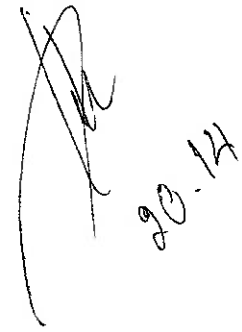
Record	Result	Name	M.F.	Location	Date
WR	36.84	Jamaica	JAM	Olympic Stadium, London (GBR)	11 Aug 2012
WL	37.61	South Africa	RSA	Tianhe Sports Center, Guangzhou (CHN)	11 May 2025
AR	37.43	Japan	JPN	Khalifa International Stadium, Doha (QAT)	5 Oct 2019
CR	38.55	Thailand Team	THA	Supachalasai National Stadium, Bangkok (THA)	16 Jul 2023



## 결승점 - 결과




출발: 2025-05-31 19:45:29.72

Rank	Bib	Lane	Name	Nation	Mark	ReacTime	Laps
1		4		KOR	38.481	0.154	
2		6		THA	38.776	0.245	
3		3		HKG	39.092	0.204	
4		8		TPE	40.138	0.256	
5		2		INA	40.146	0.203	
DQ		5	TR 24.7	CHN		0.226	
DQ		7	TR 24.7	SGP		0.175	



ASIAN ATHLETICS CHAMPIONSHIPS  
2025 구미 아시아육상경기선수권대회

Umpire's Record  
(감찰원 기록 용지)

Umpire's Name (감찰원 성명)			
Event(종목)	남자 4x100m R		
Round/Heat (예선/조)	조	Final/Race (결승)	✓
lane/Order (레인/순)	5	Bib Number (선수번호)	2주자
Date (날짜)	2025년 5월 30일( )	Time (시간)	1P : 45
Opinion (심판원 의견)			
	24조 7항		
	경기규칙위반		
Decision (심판장 판정)	실적		
Umpire's Chief Signature :  (감찰원 주임서명)			
Referee's Signature :  (심판장 서명)			
170 <del>170</del> 's Signature :  (기술임원 서명)			

ASIAN ATHLETICS CHAMPIONSHIPS  
2025 구미 아시아육상경기선수권대회

Umpire's Record  
(감찰원 기록 용지)

Umpire's Name (감찰원 성명)			
Event (종목)	4X100m R		
Round/Heat (예선/조)	조	Final/Race (결승)	✓
lane/Order (레인/순)	7	Bib Number (선수번호)	3주자
Date (날짜)	2025년 5월 30일 ( )	Time (시간)	1P : 45
Opinion (심판원 의견)			
	24조 7항		
	경기규칙위반		
Decision (심판장 판정)	실적		
Umpire's Chief Signature : 김명현 (감찰원 주임서명)			
Referee's Signature : 전복수 (심판장 서명)			
170-ATTO's Signature : H-Silini (기술임원 서명)			